

# TIPS VENDOR AGREEMENT

Between VSC FIRE & SECURITY and  
(Company Name)

**THE INTERLOCAL PURCHASING SYSTEM (TIPS),**  
a Department of Texas Education Service Center Region 8 for  
**TIPS RFP 200203 Security Systems Products and Services**

## General Information

The Vendor Agreement ("Agreement") made and entered into by and between The Interlocal Purchasing System (hereinafter "TIPS") a government cooperative purchasing program authorized by the Region 8 Education Service Center, having its principal place of business at 4845 US Hwy 271 North, Pittsburg, Texas 75686 and the TIPS Vendor. This Agreement consists of the provisions set forth below, including provisions of all attachments referenced herein. In the event of a conflict between the provisions set forth below and those contained in any attachment, the provisions set forth shall control unless otherwise agreed by the parties in writing and by signature and date on the attachment.

A Purchase Order ("PO"), Agreement or Contract is the TIPS Member's approval providing the authority to proceed with the negotiated delivery order under the Agreement. Special terms and conditions as agreed between the Vendor and TIPS Member should be added as addendums to the Purchase Order, Agreement or Contract. Items such as certificate of insurance, bonding requirements, small or disadvantaged business goals are some, but not all, of the possible addendums.

## Terms and Conditions

### Freight

All quotes to Members shall provide a line item for cost for freight or shipping regardless if there is a charge or not. If no charge for freight or shipping, indicate by stating "No Charge", "\$0", "included in price" or other similar indication. Otherwise, all shipping, freight or delivery charges shall be passed through to the TIPS Member at cost with no markup and said charges shall be agreed by the TIPS Member unless alternative shipping terms are agreed by TIPS as a result of the proposal award.

### Warranty Conditions

All new supplies equipment and services shall include manufacturer's minimum standard warranty unless otherwise agreed to in writing. Vendor shall be legally permitted to sell all products offered for sale to TIPS Members if the offering is included in the Request for Proposal ("RFP") category. All goods proposed and sold shall be new unless clearly stated in writing.

### Customer Support

The Vendor shall provide timely and accurate customer support for orders to TIPS Members as agreed by the Parties. Vendors shall respond to such requests within a commercially reasonable time after receipt of the request. If support and/or training is a line item sold or packaged with a sale, support shall be as agreed with the TIPS Member.

## **Agreements**

Agreements for purchase will normally be put into effect by means of a purchase order(s) executed by authorized agents of the TIPS Member participating government entities, but other means of placing an order may be used at the Member's discretion.

## **Tax exempt status**

Most TIPS Members are tax exempt and the related laws and/or regulations of the controlling jurisdiction(s) of the TIPS Member shall apply.

## **Assignments of Agreements**

No assignment of this Agreement may be made without the prior notification of TIPS. Written approval of TIPS shall not be unreasonably withheld. Payment for delivered goods and services can only be made to the awarded Vendor, Vendor designated reseller or vendor assigned company.

## **Disclosures**

- Vendor and TIPS affirm that he/she, or any authorized employees or agents, has not given, offered to give, nor intends to give at any time hereafter any economic opportunity, future employment, gift, loan, gratuity, special discount, trip, favor or service to a public servant in connection with this Agreement.
- Vendor shall attach, in writing, a complete description of any and all relationships that might be considered a conflict of interest in doing business with the TIPS program.
- The Vendor affirms that, to the best of his/her knowledge, the offer has been arrived at independently, and is submitted without collusion with anyone to obtain information or gain any favoritism that would in any way limit competition or give an unfair advantage over other vendors in the award of this Agreement.

## **Term and Renewal of Agreements**

The Agreement with TIPS is for three (3) years with an option for renewal for an additional one (1) consecutive year if both parties agree. TIPS may or may not exercise the one-year extension beyond the base three-year term and whether or not to offer the extension is at the sole discretion of TIPS. The scheduled Agreement termination date shall be the last date of the month of the last month of the agreement's legal effect.

**Example:** *If the agreement is scheduled to end on May 23, the anniversary date of the award, it would actually be extended to May 31 in the last month of the last year the contract is active.*

## **Automatic Renewal Clauses Incorporated in Awarded Vendor Agreements with TIPS Members Resulting from the Solicitation and with the Vendor Named in this Agreement.**

No Agreement for goods or services with a TIPS Member by the awarded vendor named in this Agreement that results from the solicitation award named in this Agreement, may incorporate an automatic renewal clause that exceeds month to month terms with which the TIPS Member must comply. All renewal terms incorporated in an Agreement by the vendor with the TIPS Member shall only be valid and enforceable when the vendor receives written confirmation by purchase order, executed Agreement or other written instruction issued by the TIPS Member for any renewal period. The purpose of this clause is to avoid a TIPS Member inadvertently renewing an Agreement during a period in which the governing body of the TIPS Member has not properly appropriated and budgeted the funds to satisfy the Agreement renewal. This term is not negotiable and any Agreement between a TIPS Member and a TIPS awarded vendor with an automatic renewal clause that conflicts with these terms is rendered void and unenforceable.

## **Shipments**

The Vendor shall ship, deliver or provide ordered products or services within a commercially reasonable time after the receipt of the order from the TIPS Member. If a delay in said delivery is anticipated, the Vendor shall

notify TIPS Member as to why delivery is delayed and shall provide an estimated time for completion of the order. TIPS or the requesting entity may cancel the order if estimated delivery time is not acceptable or not as agreed by the parties.

### **Invoices**

Each invoice or pay request shall include the TIPS Member's purchase order number or other identifying designation as provided in the order by the TIPS Member. If applicable, the shipment tracking number or pertinent information for verification of TIPS Member receipt shall be made available upon request.

### **Payments**

The TIPS Member will make payments directly to the Vendor, the Vendor Assigned Dealer or as agreed by the Vendor and the TIPS Member after receiving invoice and in compliance with applicable payment statute(s), whichever is the greater time or as otherwise provided by an agreement of the parties.

### **Pricing**

Price increases will be honored according to the terms of the solicitation. All pricing submitted to TIPS shall include the participation fee, as provided in the solicitation, to be remitted to TIPS by the Vendor. Vendor will not show adding the fee to the invoice presented to TIPS Member customer.

### **Participation Fees and Reporting of Sales to TIPS by Vendor**

The Participation Fee that was published as part of the Solicitation and the fee published is the legally effective fee, along with any fee conditions stated in the Solicitation. Collection of the fees by TIPS is required under Texas Government Code §791.011 Et seq. Fees are due on all TIPS purchases reported by either Vendor or Member. Fees are due to TIPS upon payment by the Member to the Vendor, Reseller or Vendor Assigned Dealer. Vendor, Reseller or Vendor Assigned Dealer agrees to pay the participation fee to TIPS for all Agreement sales upon receipt of payment including partial payment, from the Member Entity or as otherwise agreed by TIPS in writing and signed by an authorized signatory of TIPS. Thus, when an awarded Vendor, Reseller or Vendor Assigned Dealer receives any amount of payment, even partial payment, for a TIPS sale, the legally effective fee for that amount is due to TIPS from the Vendor.

### **Reporting of Sales to TIPS by Vendor**

Vendor is required to report all sales under the TIPS contract to TIPS. If the TIPS Member entity requesting a price from the awarded Vendor requests the TIPS contract, Vendor must include the TIPS Contract number on any communications with the TIPS Member entity. To report sales, the Vendor must login to the TIPS Vendor Portal online at [https://www.tips-usa.com/vendors\\_form.cfm](https://www.tips-usa.com/vendors_form.cfm) and click on the PO's and Payments tab. Pages 3-7 of the [Vendor Portal User Guide](#) will walk you through the process of reporting sales to TIPS. Please refer to the TIPS [Accounting FAQ's](#) for more information about reporting sales and if you have further questions, contact the Accounting Team at [accounting@tips-usa.com](mailto:accounting@tips-usa.com). The Vendor or vendor assigned dealers are responsible for keeping record of all sales that go through the TIPS Agreement and submitting same to TIPS. Failure to render the participation fee to TIPS shall constitute a breach of this agreement with our parent governmental entity, Texas Education Service Center Region 8, as established by the Texas legislature and shall be grounds for termination of this agreement and any other agreement held with TIPS and possible legal action. Any overpayment of participation fees to TIPS by a Vendor will be refunded to the Vendor within ninety (90) days of receipt of notification if TIPS receives written notification of the overpayment not later than the expiration of six (6) months from the date of overpayment and TIPS determines that the amount was not legally due to TIPS pursuant to this agreement and applicable law. It is the Vendor's responsibility to identify which sales are TIPS Agreement sales and pay the correct participation fee due for TIPS Agreement sales. Any notification of overpayment received by TIPS after the expiration of six (6) months from the date of overpayment will be non-refundable. Region 8 ESC and TIPS reserve the right to extend the six (6) month deadline to notify if approved by the Region 8 ESC Board of Directors. TIPS reserves all rights under the law to collect the fees due. Please contact TIPS at [tips@tips-usa.com](mailto:tips@tips-usa.com) or call (866) 839-8477 if you have questions about paying fees.

## **Indemnity**

The Vendor agrees to indemnify and hold harmless and defend TIPS, TIPS Member(s), officers and employees from and against all claims and suits by third parties for damages, injuries to persons (including death), property damages, losses, and expenses including court costs and reasonable attorney's fees, arising out of, or resulting from, Vendor's performance under this Agreement, including all such causes of action based upon common, constitutional, or statutory law, or based in whole or in part, upon allegations of negligent or intentional acts on the part of the Vendor, its officers, employees, agents, subcontractors, licensees, or invitees. Parties found liable shall pay their proportionate share of damages as agreed by the parties or as ordered by a court of competent jurisdiction over the case. **NO LIMITATION OF LIABILITY FOR DAMAGES FOR PERSONAL INJURY OR PROPERTY DAMAGE ARE PERMITTED OR AGREED BY TIPS/ESC REGION 8.** Per Texas Education Code §44.032(f), and pursuant to its requirements only, reasonable Attorney's fees are recoverable by the prevailing party in any dispute resulting in litigation.

## **State of Texas Franchise Tax**

By signature hereon, the Vendor hereby certifies that he/she is not currently delinquent in the payment of any franchise taxes owed the State of Texas under Chapter 171, Tax Code.

## **Miscellaneous**

The Vendor acknowledges and agrees that continued participation in TIPS is subject to TIPS sole discretion and that any Vendor may be removed from the participation in the Program at any time with or without cause. Nothing in the Agreement or in any other communication between TIPS and the Vendor may be construed as a guarantee that TIPS or TIPS Members will submit any orders at any time. TIPS reserves the right to request additional proposals for items or services already on Agreement at any time.

## **Purchase Order Pricing/Product Deviation**

If a deviation of pricing/product on a Purchase Order or contract modification occurs between the Vendor and the TIPS Member, TIPS must be notified within five (5) business days of receipt of change order.

## **Termination for Convenience of TIPS Agreement Only**

TIPS reserves the right to terminate this agreement for cause or no cause for convenience with a thirty (30) days prior written notice. Termination for convenience is conditionally required under Federal Regulations 2 CFR part 200 if the customer is using federal funds for the procurement. All purchase orders presented to the Vendor, but not fulfilled by the Vendor, by a TIPS Member prior to the actual termination of this agreement shall be honored at the option of the TIPS Member. The awarded Vendor may terminate the agreement with ninety (90) days prior written notice to TIPS 4845 US Hwy North, Pittsburg, Texas 75686. The vendor will be paid for goods and services delivered prior to the termination provided that the goods and services were delivered in accordance with the terms and conditions of the terminated agreement. This termination clause does not affect the sales agreements executed by the Vendor and the TIPS Member customer pursuant to this agreement. TIPS Members may negotiate a termination for convenience clause that meets the needs of the transaction based on applicable factors, such as funding sources or other needs.

## **TIPS Member Purchasing Procedures**

Usually, purchase orders or their equal are issued by participating TIPS Member to the awarded vendor and should indicate on the order that the purchase is per the applicable TIPS Agreement Number. Orders are typically emailed to TIPS at tipspo@tips-usa.com.

- Awarded Vendor delivers goods/services directly to the participating member.
- Awarded Vendor invoices the participating TIPS Member directly.
- Awarded Vendor receives payment directly from the participating member.
- Fees are due to TIPS upon payment by the Member to the Vendor. Vendor agrees to pay the participation fee to TIPS for all Agreement sales upon receipt of payment including partial payment, from the Member Entity or as otherwise agreed by TIPS in writing and signed by an authorized

signatory of TIPS.

### **Licenses**

Awarded Vendor shall maintain, in current status, all federal, state and local licenses, bonds and permits required for the operation of the business conducted by awarded Vendor. Awarded Vendor shall remain reasonably fully informed of and in compliance with all ordinances and regulations pertaining to the lawful provision of goods or services under the Agreement. TIPS and TIPS Members reserves the right to stop work and/or cancel an order or terminate this or any other sales Agreement of any awarded Vendor whose license(s) required for performance under this Agreement have expired, lapsed, are suspended or terminated subject to a 30-day cure period unless prohibited by applicable statute or regulation.

### **Novation**

If awarded Vendor sells or transfers all assets, rights or the entire portion of the assets or rights required to perform this Agreement, a successor in interest must guarantee to perform all obligations under this Agreement. A simple change of name agreement will not change the Agreement obligations of awarded vendor. TIPS will consider Contract Assignments on a case by case basis. TIPS must be notified within five (5) business days of the transfer of assets or rights.

### **Site Requirements (*only when applicable to service or job*)**

**Cleanup:** When performing work on site at a TIPS Member's property, awarded Vendor shall clean up and remove all debris and rubbish resulting from their work as required or directed by TIPS Member or as agreed by the parties. Upon completion of work, the premises shall be left in good repair and an orderly, neat, clean and unobstructed condition.

**Preparation:** Awarded Vendor shall not begin a project for which TIPS Member has not prepared the site, unless awarded Vendor does the preparation work at no cost, or until TIPS Member includes the cost of site preparation in a purchase order. Site preparation includes, but is not limited to: moving furniture, installing wiring for networks or power, and similar pre-installation requirements.

**Registered sex offender restrictions:** For work to be performed at schools, awarded Vendor agrees that no employee of a subcontractor who has been adjudicated to be a registered sex offender will perform work at any time when students are, or reasonably expected to be, present unless otherwise agreed by the TIPS Member. Awarded Vendor agrees that a violation of this condition shall be considered a material breach and may result in the cancellation of the purchase order at the TIPS Member's discretion. Awarded Vendor must identify any additional costs associated with compliance of this term. If no costs are specified, compliance with this term will be provided at no additional charge. **Safety measures:** Awarded Vendor shall take all reasonable precautions for the safety of employees on the worksite, and shall erect and properly maintain all necessary safeguards for protection of workers and the public. Awarded Vendor shall post warning signs against all hazards created by the operation and work in progress. Proper precautions shall be taken pursuant to state law and standard practices to protect workers, general public and existing structures from injury or damage.

### **Safety Measures**

Awarded Vendor shall take all reasonable precautions for the safety of employees on the worksite, and shall erect and properly maintain all necessary safeguards for protection of workers and the public. Awarded vendor shall post warning signs against all hazards created by the operation and work in progress. Proper precautions shall be taken pursuant to state law and standard practices to protect workers, general public and existing structures from injury or damage.

### **Smoking**

Persons working under Agreement shall adhere to the TIPS Member's or local smoking statutes, codes or policies.



## **Marketing**

Awarded Vendor agrees to allow TIPS to use their name and logo within TIPS website, marketing materials and advertisement subject to any reasonable restrictions provided to TIPS in the Proposal to the Solicitation. The Vendor may submit an acceptable use directive for Vendor's names and logos with which TIPS agrees to comply. Any use of TIPS name and logo or any form of publicity, inclusive of press release, regarding this Agreement by awarded vendor must have prior approval from TIPS which will not be unreasonably withheld. Request may be made by email to TIPS@TIPS-USA.COM.

## **Supplemental Agreements**

The TIPS Member entity participating in the TIPS Agreement and awarded Vendor may enter into a separate Supplemental Agreement or contract to further define the level of service requirements over and above the minimum defined in this Agreement such as but not limited to, invoice requirements, ordering requirements, specialized delivery, etc. Any Supplemental Agreement or contract developed as a result of this Agreement is exclusively between the TIPS Member entity customer and the Vendor. TIPS, its agents, TIPS Members and employees not a party to the Supplemental Agreement with the TIPS Member customer, shall not be made party to any claim for breach of such agreement unless named and agreed by the Party in question in writing in the agreement. If a Vendor submitting a Proposal requires TIPS and/or TIPS Member to sign an additional agreement, those agreements shall comply with the award made by TIPS to the Vendor. Supplemental Vendor's Agreement documents may not become part of TIPS' Agreement with Vendor unless and until an authorized representative of TIPS reviews and approves it. TIPS review and approval may be at any time during the life of this Vendor Agreement. TIPS permits TIPS Members to negotiate additional terms and conditions with the Vendor for the provision of goods or services under the Vendor's TIPS Agreement so long as they do not materially conflict with this Agreement.

## **Survival Clause**

All applicable sales, leases, Supplemental Agreements, contracts, software license agreements, warranties or service agreements that were entered into between Vendor and TIPS or the TIPS Member Customer under the terms and conditions of this Agreement shall survive the expiration or termination of this Agreement. All Orders, Purchase Orders issued or contracts executed by TIPS or a TIPS Member and accepted by the Vendor prior to the expiration or termination of this agreement, shall survive expiration or termination of the Agreement, subject to previously agreed terms and conditions agreed by the parties or as otherwise specified herein relating to termination of this agreement.

## **Legal obligations**

It is the responding Vendor's responsibility to be aware of and comply with all local, state and federal laws governing the sale of products/services identified in the applicable Solicitation that resulted in this Vendor Agreement and any awarded Agreement thereof. Applicable laws and regulations must be followed even if not specifically identified herein.

## **Audit rights**

Due to transparency statutes and public accountability requirements of TIPS and TIPS Members', the awarded Vendor shall, at their sole expense, maintain appropriate due diligence of all purchases made by TIPS Member that utilizes this Agreement. TIPS and Region 8 ESC each reserve the right to audit the accounting of TIPS related purchases for a period of three (3) years from the time such purchases are made. This audit right shall survive termination of this Agreement for a period of one (1) year from the effective date of termination. In order to ensure and confirm compliance with this agreement, TIPS shall have authority to conduct audits of Awarded Vendor's pricing or TIPS transaction documentation with TIPS Members with 30 days' notice unless the audit is ordered by a Court Order or by a Government Agency with authority to do so without notice. Notwithstanding the foregoing, in the event that TIPS is made aware of any pricing being offered to eligible entities that is materially inconsistent with the pricing under this agreement, TIPS shall have the ability to conduct the audit internally or may engage a third- party auditing firm to investigate any possible non-

compliant conduct or may terminate the Agreement according to the terms of this Agreement. In the event of an audit, the requested materials shall be reasonably provided in the time, format and at the location acceptable to Region 8 ESC or TIPS. TIPS agrees not to perform a random audit the TIPS transaction documentation more than once per calendar year, but reserves the right to audit for just cause or as required by any governmental agency or court with regulatory authority over TIPS or the TIPS Member.

#### **Force Majeure**

If by reason of Force Majeure, either party hereto shall be rendered unable wholly or in part to carry out its obligations under this Agreement then such party shall give notice and full particulars of Force Majeure in writing to the other party within a reasonable time after occurrence of the event or cause relied upon, and the obligation of the party giving such notice, so far as it is affected by such Force Majeure, shall be suspended during the continuance of the inability then claimed, except as hereinafter provided, but for no longer period, and such party shall endeavor to remove or overcome such inability with all reasonable dispatch.

#### **Choice of Law**

The Agreement between the Vendor and TIPS/ESC Region 8 and any addenda or other additions resulting from this procurement process, however described, shall be governed by, construed and enforced in accordance with the laws of the State of Texas, regardless of any conflict of laws principles.

#### **Venue, Jurisdiction and Service of Process**

Any Proceeding arising out of or relating to this procurement process or any contract issued by TIPS resulting from or any contemplated transaction shall be brought in a court of competent jurisdiction in Camp County, Texas and each of the parties irrevocably submits to the exclusive jurisdiction of said court in any such proceeding, waives any objection it may now or hereafter have to venue or to convenience of forum, agrees that all claims in respect of the Proceeding shall be heard and determined only in any such court, and agrees not to bring any proceeding arising out of or relating to this procurement process or any contract resulting from or any contemplated transaction in any other court. The parties agree that either or both of them may file a copy of this paragraph with any court as written evidence of the knowing, voluntary and freely bargained for agreement between the parties irrevocably to waive any objections to venue or to convenience of forum. Process in any Proceeding referred to in the first sentence of this Section may be served on any party anywhere in the world. Venue for any dispute resolution process, other than litigation, between TIPS and the Vendor shall be located in Camp or Titus County, Texas.

#### **Project Delivery Order Procedures**

The TIPS Member having approved and signed an interlocal agreement, or other TIPS Membership document, may make a request of the awarded Vendor under this Agreement when the TIPS Member desires goods or services awarded to the Vendor. Notification may occur via phone, the web, courier, email, fax, or in person. Upon notification of a pending request, the awarded Vendor shall acknowledge the TIPS Member's request as soon as possible, but must make contact with the TIPS Member within two working days.

#### **Status of TIPS Members as Related to This Agreement**

TIPS Members stand in the place of TIPS as related to this agreement and have the same access to the proposal information and all related documents. TIPS Members have all the same rights under the awarded Agreement as TIPS.

#### **Vendor's Resellers as Related to This Agreement**

Vendor's Named Resellers ("Resellers") under this Agreement shall comply with all terms and conditions of this agreement and all addenda or incorporated documents. All actions related to sales by Authorized Vendor's Resellers under this Agreement are the responsibility of the awarded Vendor. If Resellers fail to report sales to TIPS under your Agreement, the awarded Vendor is responsible for their contractual failures and shall be billed for the fees. The awarded Vendor may then recover the fees from their named reseller.

### **Support Requirements**

If there is a dispute between the awarded Vendor and TIPS Member, TIPS or its representatives may, at TIPS sole discretion, assist in conflict resolution if requested by either party. TIPS, or its representatives, reserves the right to inspect any project and audit the awarded Vendor's TIPS project files, documentation and correspondence related to the requesting TIPS Member's order. If there are confidentiality requirements by either party, TIPS shall comply to the extent permitted by law.

### **Incorporation of Solicitation**

The TIPS Solicitation which resulted in this Vendor Agreement, whether a Request for Proposals, the Request for Competitive Sealed Proposals or Request for Qualifications solicitation, or other, the Vendor's response to same and all associated documents and forms made part of the solicitation process, including any addenda, are hereby incorporated by reference into this Agreement as if copied verbatim.

### **SECTION HEADERS OR TITLES**

THE SECTION HEADERS OR TITLES WITHIN THIS DOCUMENT ARE MERELY GUIDES FOR CONVENIENCE AND ARE NOT FOR CLASSIFICATION OR LIMITING OF THE RESPONSIBILITIES OF THE PARTIES TO THIS DOCUMENT.

### **STATUTORY REQUIREMENTS**

Texas governmental entities are prohibited from doing business with companies that fail to certify to this condition as required by Texas Government Code Sec. 2270.

By executing this agreement, you certify that you are authorized to bind the undersigned Vendor and that your company (1) does not boycott Israel; and (2) will not boycott Israel during the term of the Agreement.

You certify that your company is not listed on and does not and will not do business with companies that are on the Texas Comptroller of Public Accounts list of Designated Foreign Terrorists Organizations per Texas Gov't Code 2270.0153 found at <https://comptroller.texas.gov/purchasing/docs/foreign-terrorist.pdf>

You certify that if the certified statements above become untrue at any time during the life of this Agreement that the Vendor will notify TIPS within three (3) business day of the change by a letter on Vendor's letterhead from and signed by an authorized representative of the Vendor stating the non-compliance decision and the TIPS Agreement number and description at:

Attention: General Counsel  
ESC Region 8/The Interlocal Purchasing System (TIPS)  
4845 Highway 271 North  
Pittsburg, TX, 75686  
And by an email sent to [bids@tips-usa.com](mailto:bids@tips-usa.com)

### **Insurance Requirements**

The undersigned Vendor agrees to maintain the below minimum insurance requirements for TIPS Contract Holders:

<b>General Liability</b>	\$1,000,000 each Occurrence/ Aggregate
<b>Automobile Liability</b>	\$300,000 Includes owned, hired & non-owned
<b>Workers' Compensation</b>	Statutory limits for the jurisdiction in which the Vendor performs under this Agreement.
<b>Umbrella Liability</b>	\$1,000,000



When the Vendor or its subcontractors are liable for any damages or claims, the Vendor's policy, when the Vendor is responsible for the claim, must be primary over any other valid and collectible insurance carried by the Member. Any immunity available to TIPS or TIPS Members shall not be used as a defense by the contractor's insurance policy. The coverages and limits are to be considered minimum requirements and in no way limit the liability of the Vendor(s). Insurance shall be written by a carrier with an A-; VII or better rating in accordance with current A.M. Best Key Rating Guide. Only deductibles applicable to property damage are acceptable, unless proof of retention funds to cover said deductibles is provided. "Claims made" policies will not be accepted. Vendor's required minimum coverage shall not be suspended, voided, cancelled, non-renewed or reduced in coverage or in limits unless replaced by a policy that provides the minimum required coverage except after thirty (30) days prior written notice by certified mail, return receipt requested has been given to TIPS or the TIPS Member if a project or pending delivery of an order is ongoing. Upon request, certified copies of all insurance policies shall be furnished to the TIPS or the TIPS Member.


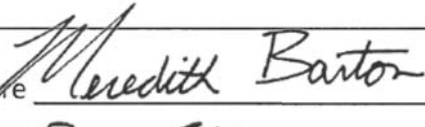

## Special Terms and Conditions

- **Orders:** All Vendor orders received from TIPS Members must be emailed to TIPS at [tipspo@tips-usa.com](mailto:tipspo@tips-usa.com). Should a TIPS Member send an order directly to the Vendor, it is the Vendor's responsibility to forward a copy of the order to TIPS at the email above within 3 business days and confirm its receipt with TIPS.
- **Vendor Encouraging Members to bypass TIPS agreement:** Encouraging TIPS Members to purchase directly from the Vendor or through another agreement, when the Member has requested using the TIPS cooperative Agreement or price, and thereby bypassing the TIPS Agreement is a violation of the terms and conditions of this Agreement and will result in removal of the Vendor from the TIPS Program.
- **Order Confirmation:** All TIPS Member Agreement orders are approved daily by TIPS and sent to the Vendor. The Vendor should confirm receipt of orders to the TIPS Member (customer) within 3 business days.
- **Vendor custom website for TIPS:** If Vendor is hosting a custom TIPS website, updated pricing when effective. TIPS shall be notified when prices change in accordance with the award.
- **Back Ordered Products:** If product is not expected to ship within the time provided to the TIPS Member by the Vendor, the Member is to be notified within 3 business days and appropriate action taken based on customer request.

The TIPS Vendor Agreement Signature Page is inserted here.

# TIPS Vendor Agreement Signature Form

RFP 200203 Security Systems Products and Services

Company Name VSC FIRE & SEUCURITY  
Address 185 ARENA ROAD  
City CABOT State AR Zip 72023  
Phone 501-843-9392 Fax 501-843-9723  
Email of Authorized Representative revatt@vscfire.com  
Name of Authorized Representative ROB EVATT  
Title VP / DIVISION MANAGER  
Signature of Authorized Representative   
Date 3-17-2020  
TIPS Authorized Representative Name Meredith Barton  
Title Chief Operating Officer  
TIPS Authorized Representative Signature   
Approved by ESC Region 8   
Date 4/23/2020

## **NOTICE TO MEMBERS REGARDING ATTRIBUTE RESPONSES**

TIPS VENDORS RESPOND TO ATTRIBUTE QUESTIONS AS PART OF TIPS COMPETITIVE SOLICITATION PROCESS. THE VENDOR'S RESPONSES TO ATTRIBUTE QUESTIONS ARE INCLUDED HEREIN AS "SUPPLIER RESPONSE." PLEASE BE ADVISED THAT DEVIATIONS, IF ANY, IN VENDOR'S RESPONSE TO ATTRIBUTE QUESTIONS MAY NOT REFLECT VENDOR'S FINAL ATTRIBUTE RESPONSE, WHICH IS SUBJECT TO NEGOTIATIONS PRIOR TO AWARD. PLEASE CONTACT THE TIPS OFFICE AT 866-839-8477 WITH QUESTIONS OR CONCERNS REGARDING VENDOR ATTRIBUTE RESPONSE DEVIATIONS. PLEASE KEEP IN MIND THAT TIPS DOES NOT PROVIDE LEGAL COUNSEL TO MEMBERS. TIPS RECOMMENDS THAT YOU CONSULT YOUR LEGAL COUNSEL WHEN EXECUTING CONTRACTS WITH OR MAKING PURCHASES FROM TIPS VENDORS.



## **200203 Addendum 2 VSC Fire and Security Supplier Response**

### **Event Information**

Number: 200203 Addendum 2  
Title: Security Systems Products and Services  
Type: Request for Proposal  
Issue Date: 2/6/2020  
Deadline: 3/30/2020 03:00 PM (CT)

### **Contact Information**

Contact: Kristie Collins  
Address: Region 8 Education Service Center  
4845 US Highway 271 North  
Pittsburg, TX 75686  
Phone: +1 (866) 839-8477  
Fax: +1 (866) 839-8472  
Email: [bids@tips-usa.com](mailto:bids@tips-usa.com)

## VSC Fire and Security Information

Contact: Rob Evatt  
Address: 185 Arena Road  
Cabot, AR 72023  
Phone: (501) 519-3423  
Fax: (501) 843-9862  
Toll Free: (800) 346-2180  
Email: revatt@vscfire.com

By submitting your response, you certify that you are authorized to represent and bind your company.

Robert T. Evatt Jr

*Signature*

*Submitted at 3/17/2020 9:09:49 AM*

revatt@vscfire.com

*Email*

## Requested Attachments

### Vendor Agreement

1 - 200203 Vendor Agreement.pdf

The vendor must download the Vendor Agreement from the attachment tab, fill in the requested information and upload the completed agreement.

DO NOT UPLOAD encrypted or password protected files.

### Agreement Signature Form

2 - 200203 Agreement\_Signature\_Form.pdf

If you have not taken exception or deviation to the agreement language in the solicitation attributes, download the AGREEMENT SIGNATURE FORM from the "ATTACHMENTS" tab. This PDF document is a fillable form. Download the document to your computer, fill in the requested company information, print the file, SIGN the form, SCAN the completed and signed AGREEMENT SIGNATURE FORM, and upload here.

If you have taken exception to any of the agreement language and noted the exception in the deviations section of the attributes for the agreement, complete the AGREEMENT SIGNATURE FORM, but DO NOT SIGN until those deviations have been negotiated and resolved with TIPS management. Upload the unsigned form here, because this is a required document.

### Pricing Spreadsheet #1

3 - 200203 Pricing\_form\_1.xlsx

The vendor must download the PRICING SPREADSHEET SHEET from the attachment tab, fill in the requested information and upload the completed spreadsheet.

DO NOT UPLOAD encrypted or password protected files.

### Pricing Spreadsheet #2

4 - 200203 Pricing\_form\_2.xlsx

The vendor must download the PRICING SPREADSHEET SHEET from the attachment tab, fill in the requested information and upload the completed spreadsheet.

DO NOT UPLOAD encrypted or password protected files.

### References

5 - Reference Form.xls

The vendor must download the References spreadsheet from the attachment tab, fill in the requested information and upload the completed spreadsheet. DO NOT UPLOAD encrypted or password protected files.

### Proposed Goods and Services

6 - 1 -ALL #6 ITEMS COMBINED.pdf

Please upload one or more documents or sheets describing your offerings, line cards, catalogs, links to offerings OR list links to your offerings that illustrate the catalog of proposed lines of goods and or services you carry and offer under this proposal. It does not have to be exhaustive but should, at a minimum tell us what you are offering. It could be as simple as a sheet with your link to your online catalog of goods and services.

**Resellers/Dealers - COMPLETE AND UPLOAD ONLY IF YOU HAVE RESELLER OF YOUR GOODS OR SERVICES PROPOSED** *No response*

If the PROPOSING vendor has resellers that will be selling for the vendor UNDER this contract, the vendor must download the Resellers/Dealers spreadsheet from the attachment tab, fill in the requested information and upload the completed spreadsheet.

DO NOT UPLOAD encrypted or password protected files.

**D/M/WBE Certification OPTIONAL**

*No response*

D/M/WBE Certification documentation may be scanned and uploaded if you desire to claim your status as one of the identified enterprises. (Disadvantaged Business Enterprise, Minority Business Enterprise and/or Woman Business Enterprise) If vendor has more than one certification scan into one document. (PDF Format ONLY)

DO NOT UPLOAD encrypted or password protected files.

**Warranty**

10 - VSC Sample Warranty.pdf

Warranty information (if applicable) must be scanned and uploaded. (PDF Format ONLY)

DO NOT UPLOAD encrypted or password protected files.

**Supplementary**

11 - Security Panels and device Brochures.pdf

Supplementary information may be scanned and uploaded. (Company information, brochures, catalogs, etc.) (PDF Format ONLY)

DO NOT UPLOAD encrypted or password protected files.

**All Other Certificates**

12 - 1 - ALL #12 ITEM COMBINED.pdf

All Other Certificates (if applicable) must be scanned and uploaded. If vendor has more than one other certification scan into one document. (PDF Format ONLY)

DO NOT UPLOAD encrypted or password protected files.

**Logo and Other Company Marks**

13 - VSC Logo.png

If you desire, please upload your company logo to be added to your individual profile page on the TIPS website. If any particular specifications are required for use of your company logo, please upload that information under the Supplementary section or another non-required section under the "Response Attachment" tab. Preferred Logo Format: 300 x 225 px - .png, .eps, .jpeg preferred

**Conflict of Interest Form CIQ- ONLY REQUIRED IF A CONFLICT EXISTS PER THE INSTRUCTIONS**

*No response*

ONLY REQUIRED IF A CONFLICT EXISTS PER THE INSTRUCTIONS

Conflict of Interest Form for Vendors that are required to submit the form. The Conflict of Interest Form is included in the Base documents or can be found at <https://www.tips-usa.com/assets/documents/docs/CIQ.pdf>.

**Certificate of Corporate Offerer - COMPLETE ONLY IF OFFERER IS A CORPORATION**

15 - CERTIFICATION OF CORPORATE OFFERER FORM.pdf

COMPLETE AND UPLOAD FORM IN ATTACHMENTS SECTION ONLY IF OFFERER IS A CORPORATION

**Disclosure of Lobbying Activities Standard Form LLL**

*No response*

ONLY IF you answered "I HAVE Lobbied per above" to attribute #66, please download and complete and upload the Standard Form-LLL, "disclosure Form to Report Lobbying," in the Response attachments section.

**Confidentiality Form**

17 - CONFIDENTIALITY\_CLAIM\_FORM rev111819RP.pdf

REQUIRED CONFIDENTIALITY FORM. Complete the form according to your company requirements, make any desired attachments and upload to the appropriate section under "Response Attachments" THIS FORM DETERMINES HOW ESC8/TIPS RESPONDS TO LEGAL PUBLIC INFORMATION REQUESTS.



## Bid Attributes

### 1 Yes - No

Disadvantaged/Minority/Women Business Enterprise - D/M/WBE (Required by some participating governmental entities) Vendor certifies that their firm is a D/M/WBE? Vendor must upload proof of certification to the "Response Attachments" D/M/WBE CERTIFICATES section.

NO

### 2 Yes - No

Historically Underutilized Business - HUB (Required by some participating governmental entities) Vendor certifies that their firm is a HUB as defined by the State of Texas at <https://comptroller.texas.gov/purchasing/vendor/hub/> or in a HUBZone as defined by the US Small Business Administration at <https://www.sba.gov/offices/headquarters/ohp>

Proof of one or both may be submitted. Vendor must upload proof of certification to the "Response Attachments" HUB CERTIFICATES section.

No

### 3 Yes - No

The Vendor can provide services and/or products to all 50 US States?

No

### 4 States Served:

If answer is NO to question #3, please list which states can be served. (Example: AR, OK, TX)

AR, OK, TX, MS, MO, KS, TN, AL, FL, GA, SC, NC, VA, WV, MD, DC

### 5 Company and/or Product Description:

This information will appear on the TIPS website in the company profile section, if awarded a TIPS contract. (Limit 750 characters.)

VSC Fire and Security is a full service Life Safety, Security and Technology company founded in 1958. VSC has 22 offices maintaining customer relations in 16 states and the District of Columbia.

VSC specializes in commercial / industrial design and installation of the following: Sprinkler systems, fire alarm, chemical / foam suppression, access control, video surveillance, backflows, IOT cabling, fiber optics, hand held extinguisher, intercom, intrusion systems, nurse call and BDA emergency signal amplification. VSC also offers service after the sale with 24-monitoring, inspections, preventative maintenance, off-site database management, video verification, and cloud-based security services.

VSC employs over 1,100 people and uses "in-house" personnel for all disciplines of design, installation, service and inspections. Many VSC employees have NICET and BICSI certifications in fire alarm, suppression, sound, cctv, structured cabling, sprinkler or inspections. In addition to national certifications, VSC technicians are also factory certified on system they install.

### 6 Primary Contact Name

Primary Contact Name

Rob Evatt

### 7 Primary Contact Title

Primary Contact Title

Division Manager

8	<b>Primary Contact Email</b> Primary Contact Email <input type="text" value="revatt@vscfire.com"/>
9	<b>Primary Contact Phone</b> Enter 10 digit phone number. (No dashes or extensions) Example: 8668398477 <input type="text" value="5015193423"/>
10	<b>Primary Contact Fax</b> Enter 10 digit phone number. (No dashes or extensions) Example: 8668398477 <input type="text" value="501-843-9372"/>
11	<b>Primary Contact Mobile</b> Enter 10 digit phone number. (No dashes or extensions) Example: 8668398477 <input type="text" value="501-519-3423"/>
12	<b>Secondary Contact Name</b> Secondary Contact Name <input type="text" value="Brent Blankinship"/>
13	<b>Secondary Contact Title</b> Secondary Contact Title <input type="text" value="VP Low Voltage"/>
14	<b>Secondary Contact Email</b> Secondary Contact Email <input type="text" value="bblankinship@vscfire.com"/>
15	<b>Secondary Contact Phone</b> Enter 10 digit phone number. (No dashes or extensions) Example: 8668398477 <input type="text" value="501-259-2977"/>
16	<b>Secondary Contact Fax</b> Enter 10 digit phone number. (No dashes or extensions) Example: 8668398477 <input type="text" value="501-843-9372"/>
17	<b>Secondary Contact Mobile</b> Enter 10 digit phone number. (No dashes or extensions) Example: 8668398477 <input type="text" value="501-259-2977"/>

18	<b>Admin Fee Contact Name</b> Admin Fee Contact Name. This person is responsible for paying the admin fee to TIPS. <input type="text" value="Amanda Winkley-Bland"/>
19	<b>Admin Fee Contact Email</b> Admin Fee Contact Email <input type="text" value="awinkley@vscfire.com"/>
20	<b>Admin Fee Contact Phone</b> Enter 10 digit phone number. (No dashes or extensions) Example: 8668398477 <input type="text" value="501-843-9392"/>
21	<b>Purchase Order Contact Name</b> Purchase Order Contact Name. This person is responsible for receiving Purchase Orders from TIPS. <input type="text" value="Amanda Winkley-Bland"/>
22	<b>Purchase Order Contact Email</b> Purchase Order Contact Email <input type="text" value="awinkley@vscfire.com"/>
23	<b>Purchase Order Contact Phone</b> Enter 10 digit phone number. (No dashes or extensions) Example: 8668398477 <input type="text" value="501-843-9392"/>
24	<b>Company Website</b> Company Website (Format - www.company.com) <input type="text" value="www.vscfs.com"/>
25	<b>Federal ID Number:</b> Federal ID Number also known as the Employer Identification Number. (Format - 12-3456789) <input type="text" value="54-1543122"/>
26	<b>Primary Address</b> Primary Address <input type="text" value="185 Arena Road"/>
27	<b>Primary Address City</b> Primary Address City <input type="text" value="Cabot"/>
28	<b>Primary Address State</b> Primary Address State (2 Digit Abbreviation) <input type="text" value="AR"/>

29

**Primary Address Zip**

Primary Address Zip

72023

30

**Search Words:**

Please list search words to be posted in the TIPS database about your company that TIPS website users might search. Words may be product names, manufacturers, or other words associated with the category of award. **YOU MAY NOT LIST NON-CATEGORY ITEMS.** (Limit 500 words) (Format: product, paper, construction, manufacturer name, etc.)

sprinkler, fire, alarm, mass, notification, detection, backflow, suppression, clean agent, fiber, BDA, emergency services, extinguisher, intercom, pa system, structured cabling, UTG, Surveillance, cctv, IP Video, POE, Access control, Nursecall, Monitoring, Inspection, Honeywell, FCI, Notifier, Fike, Ansul, AMES, Zurn, Victaulic, Viking, Belden, Commscope, Valcom, Bogen, Bosch, Tektone, Avigilon, aiphone, watermist, cornell, DSC, Ademco, DMP, CREE, RS2, Open Path, Open Options, DSX, Alarm.com, Audio, alert, data, WAP, IOT, Farenhyt, Vesda, Bicsi, Nicet

31

**Do you want TIPS Members to be able to spend Federal grant funds with you if awarded? Is it your intent to be able to sell to our members regardless of the fund source, whether it be local, state or federal?**

Most of our members receive Federal Government grants and they make up a significant portion of their budgets. The Members need to know if your company is willing to sell to them when they spend federal budget funds on their purchase. There are attributes that follow that include provisions from the federal regulations in 2 CFR part 200. Your answers will determine if your award will be designated as Federal or Education Department General Administrative Regulations (EDGAR) compliant.

Do you want TIPS Members to be able to spend Federal grant funds with you if awarded and is it your intent to be able to sell to TIPS Members regardless of the fund source, whether it be local, state or federal?

Yes

32

**Yes - No**

Certification of Residency (Required by the State of Texas) The vendor's ultimate parent company or majority owner:

(A) has its principal place of business in Texas;

OR

(B) employs at least 500 persons in Texas?

This question is required as a data gathering function for information to our members making purchases with awarded vendors. It does not affect scoring with TIPS.

No

33

**Company Residence (City)**

Vendor's principal place of business is in the city of?

Ashland

3  
4**Company Residence (State)**

Vendor's principal place of business is in the state of?

3  
5**Discount Offered - CAUTION READ CAREFULLY BECAUSE VENDORS FREQUENTLY MAKE MISTAKES ON THIS ATTRIBUTE QUESTION**

Remember this is a MINIMUM discount percentage. So, be sure that the discount percentage inserted here can be applied to ANY OFFERING OF GOODS OR SERVICES THROUGHOUT THE LIFE OF THE CONTRACT

CAUTION: BE CERTAIN YOU CAN HONOR THIS MINIMUM DISCOUNT PERCENTAGE ON ANY OFFERED SERVICE OR GOOD NOW OR DURING THE LIFE OF THE CONTRACT.

What is the MINIMUM percentage discount off of any item or service you offer to TIPS Members that is in your regular catalog (as defined in the solicitation specifications document), website, store or shelf pricing or when adding new goods or services to your offerings during the life of the contract? The resulting price of any goods or services Catalog list prices after this discount is applied is a ceiling on your pricing and not a floor because, in order to be more competitive in the individual circumstance, you may offer a larger discount depending on the items or services purchased and the quantity at time of sale.

Must answer with a number between 0% and 100%.

3  
6**TIPS Administration Fee**

By submitting a proposal, I agree that all pricing submitted to TIPS shall include the Administration Fee, as designated in the solicitation or as otherwise agreed in writing which shall be remitted to TIPS by the Vendor, or the vendor's named resellers, and as agreed to in the Vendor Agreement. I agree that the fee shall not and will not be added by the Vendor as a separate line item on a TIPS member invoice, quote, proposal or any other written communications with the TIPS member.

3  
7**Yes - No**

Vendor agrees to remit to TIPS the required administration fee or, if resellers are named, Vendor agrees to guarantee the fee remittance by or for the reseller named by the vendor?

TIPS/ESC Region 8 is required by Texas Government Code § 791 to be compensated for its work and thus, failure to agree shall render your response void and it will not be considered.

3  
8**Yes - No**

Do you offer additional discounts to TIPS members for large order quantities or large scope of work?

3  
9**Years experience in category of goods or services**

Company years experience in this category of goods or services? This is an evaluation criterion worth a maximum of 10 points. See RFP for more information.

4  
0

**Resellers:**

Does the vendor have resellers that it will name under this contract? Resellers are defined as other companies that sell your products under an agreement with you, the awarded vendor of TIPS.

EXAMPLE: BIGmart is a reseller of ACME brand televisions. If ACME were a TIPS awarded vendor, then ACME would list BIGmart as a reseller.

(If applicable, vendor should download the Reseller/Dealers spreadsheet from the Attachments section, fill out the form and submit the document in the "Response Attachments" RESELLERS section.

4  
1

**Pricing discount percentage are guaranteed for?**

Does the vendor agrees to honor the proposed pricing discount percentage off regular catalog (as defined in the RFP document), website, store or shelf pricing for the term of the award?

4  
2

**Right of Refusal**

Does the proposing vendor wish to reserve the right not to perform under the awarded agreement with a TIPS member at vendor's discretion?

4  
3

**NON-COLLUSIVE BIDDING CERTIFICATE**

By submission of this bid or proposal, the Bidder certifies that:

- 1) This bid or proposal has been independently arrived at without collusion with any other Bidder or with any Competitor;
- 2) This bid or proposal has not been knowingly disclosed and will not be knowingly disclosed, prior to the opening of bids, or proposals for this project, to any other Bidder, Competitor or potential competitor;
- 3) No attempt has been or will be made to induce any other person, partnership or corporation to submit or not to submit a bid or proposal;
- 4) The person signing this bid or proposal certifies that he has fully informed himself regarding the accuracy of the statements contained in this certification, and under the penalties being applicable to the Bidder as well as to the person signing in its behalf.

Not a negotiable term. Failure to agree will render your proposal non-responsive and it will not be considered.



4  
4**CONFLICT OF INTEREST QUESTIONNAIRE - FORM CIQ - Do you have any CONFLICT OF INTEREST TO REPORT OR DISCLOSE under this statutory requirement?**

Do you have any CONFLICT OF INTEREST TO REPORT OR DISCLOSE under this statutory requirement? YES or NO

If you have a conflict of interest as described in this form or the Local Government Code Chapter 176, cited therein- you are required to complete and file with TIPS.

You may find the Blank CIQ form on our website at:

Copy and Paste the following link into a new browser or tab:

<https://www.tips-usa.com/assets/documents/docs/CIQ.pdf>

There is an optional upload for this form provided if you have a conflict and must file the form.

4  
5**Filing of Form CIQ**

If yes (above), have you filed a form CIQ by uploading the form to this RFP as directed above?

4  
6**Regulatory Standing**

I certify to TIPS for the proposal attached that my company is in good standing with all governmental agencies Federal or state that regulate any part of our business operations. If not, please explain in the next attribute question.

4  
7**Regulatory Standing**

Regulatory Standing explanation of no answer on previous question.

4  
8**Antitrust Certification Statements (Tex. Government Code § 2155.005)**

By submission of this bid or proposal, the Bidder certifies that:

I affirm under penalty of perjury of the laws of the State of Texas that:

(1) I am duly authorized to execute this contract on my own behalf or on behalf of the company, corporation, firm, partnership or individual (Company) listed below;

(2) In connection with this bid, neither I nor any representative of the Company has violated any provision of the Texas Free Enterprise and Antitrust Act, Tex. Bus. & Comm. Code Chapter 15;

(3) In connection with this bid, neither I nor any representative of the Company has violated any federal antitrust law;

(4) Neither I nor any representative of the Company has directly or indirectly communicated any of the contents of this bid to a competitor of the Company or any other company, corporation, firm, partnership or individual engaged in the same line of business as the Company.

**Suspension or Debarment Instructions**

## Instructions for Certification:

1. By answering yes to the next Attribute question below, the vendor and prospective lower tier participant is providing the certification set out herein in accordance with these instructions.
2. The certification in this clause is a material representation of fact upon which reliance was placed when this transaction was entered into. If it is later determined that the prospective lower tier participant knowingly rendered an erroneous certification in addition to other remedies available to the federal government, the department or agency with which this transaction originated may pursue available remedies, including suspension and / or debarment.
3. The prospective lower tier participant shall provide immediate written notice to the person to which this proposal is submitted if at any time the prospective lower tier participant learns that its certification was erroneous when submitted or has become erroneous by reason of changed circumstances.
4. The terms "covered transaction," "debarred," "suspended," "ineligible," "lower tier covered transaction," "participants," "person," "primary covered transaction," "principal," "proposal" and "voluntarily excluded," as used in this clause, have the meanings set out in the Definitions and Coverage sections of rules implementing Executive Order 12549. You may contact the person to which this proposal is submitted for assistance in obtaining a copy of those regulations.
5. The prospective lower tier participant agrees by submitting this form that, should the proposed covered transaction be entered into, it shall not knowingly enter into any lower tier covered transaction with a person who is debarred, suspended, declared ineligible or voluntarily excluded from participation in this covered transaction, unless authorized by the department or agency with which this transaction originated.
6. The prospective lower tier participant further agrees by submitting this form that it will include this clause titled "Certification Regarding Debarment, Suspension, Ineligibility and Voluntary Exclusion-Lower Tier Covered Transaction" without modification in all lower tier covered transactions and in all solicitations for lower tier covered transactions.
7. A participant in a covered transaction may rely upon a certification of a prospective participant in a lower tier covered transaction that it is not debarred, suspended, ineligible or voluntarily excluded from the covered transaction, unless it knows that the certification is erroneous. A participant may decide the method and frequency by which it determines the eligibility of its principals. Each participant may, but is not required to, check the Nonprocurement List.
8. Nothing contained in the foregoing shall be construed to require establishment of a system of records in order to render in good faith the certification required by this clause. The knowledge and information of a participant is not required to exceed that which is normally possessed by a prudent person in the ordinary course of business dealings.
9. Except for transactions authorized under paragraph 5 of these instructions, if a participant in a covered transaction knowingly enters into a lower tier covered transaction with a person who is suspended, debarred, ineligible or voluntarily excluded from participation in this transaction, in addition to other remedies available to the federal government, the department or agency with which this transaction originated may pursue available remedies, including suspension and / or debarment.

50

**Suspension or Debarment Certification**

By answering yes, you certify that no federal suspension or debarment is in place, which would preclude receiving a federally funded contract as described above.

Debarment and Suspension (Executive Orders 12549 and 12689)—A contract award (see 2 CFR 180.220) must not be made to parties listed on the government-wide exclusions in the System for Award Management (SAM), in accordance with the OMB guidelines at 2 CFR 180 that implement Executive Orders 12549 (3 CFR part 1986 Comp., p. 189) and 12689 (3 CFR part 1989 Comp., p. 235), "Debarment and Suspension." SAM Exclusions contains the names of parties debarred, suspended, or otherwise excluded by agencies, as well as parties declared ineligible under statutory or regulatory authority other than Executive Order 12549.

By answering yes, you certify that no federal suspension or debarment is in place, which would preclude receiving a federally funded contract as described above.

51

**Non-Discrimination Statement and Certification**

In accordance with Federal civil rights law, all U.S. Departments, including the U.S. Department of Agriculture (USDA) civil rights regulations and policies, the USDA, its Agencies, offices, and employees, and institutions participating in or administering USDA programs are prohibited from discriminating based on race, color, national origin, religion, sex, gender identity (including gender expression), sexual orientation, disability, age, marital status, family/parental status, income derived from a public assistance program, political beliefs, or reprisal or retaliation for prior civil rights activity, in any program or activity conducted or funded by USDA (not all bases apply to all programs). Remedies and complaint filing deadlines vary by program or incident.

Persons with disabilities who require alternative means of communication for program information (e.g., Braille, large print, audiotape, American Sign Language, etc.) should contact the responsible Agency or USDA's TARGET Center at (202) 720-2600 (voice and TTY) or contact USDA through the Federal Relay Service at (800) 877-8339. Additionally, program information may be made available in languages other than English.

To file a program discrimination complaint, complete the USDA Program Discrimination Complaint Form, AD-3027, found online at [How to File a Program Discrimination Complaint](#) and at any USDA office or write a letter addressed to USDA and provide in the letter all of the information requested in the form. To request a copy of the complaint form, call (866) 632-9992. Submit your completed form or letter to USDA by: (1) mail: U.S. Department of Agriculture, Office of the Assistant Secretary for Civil Rights, 1400 Independence Avenue, SW, Washington, D.C. 20250-9410; (2) fax: (202) 690-7442; or (3) email: [program.intake@usda.gov](mailto:program.intake@usda.gov).

(Title VI of the Education Amendments of 1972; Section 504 of the Rehabilitation Act of 1973; the Age Discrimination Act of 1975; Title 7 CFR Parts 15, 15a, and 15b; the Americans with Disabilities Act; and FNS Instruction 113-1, Civil Rights Compliance and Enforcement – Nutrition Programs and Activities)

All U.S. Departments, including the USDA are equal opportunity provider, employer, and lender.

Not a negotiable term. Failure to agree by answering YES will render your proposal non-responsive and it will not be considered. I certify that in the performance of a contract with TIPS or its members, that our company will conform to the foregoing anti-discrimination statement and comply with the cited and all other applicable laws and regulations.

**5 2 2 CFR PART 200 Contract Provisions Explanation**

Required Federal contract provisions of Federal Regulations for Contracts for contracts with ESC Region 8 and TIPS Members:

The following provisions are required to be in place and agreed if the procurement is funded in any part with federal funds.

The ESC Region 8 and TIPS Members are the subgrantee or Subrecipient by definition. Most of the provisions are located in 2 CFR PART 200 - Appendix II to Part 200—Contract Provisions for Non-Federal Entity Contracts Under Federal Awards at 2 CFR PART 200. Others are included within 2 CFR part 200 et al.

In addition to other provisions required by the Federal agency or non-Federal entity, all contracts made by the non-Federal entity under the Federal award must contain provisions covering the following, as applicable.

**5 3 2 CFR PART 200 Contracts**

Contracts for more than the simplified acquisition threshold currently set at \$150,000, which is the inflation adjusted amount determined by the Civilian Agency Acquisition Council and the Defense Acquisition Regulations Council (Councils) as authorized by 41 U.S.C. 1908, must address administrative, contractual, or legal remedies in instances where contractors violate or breach contract terms, and provide for such sanctions and penalties as appropriate.

Notice: Pursuant to the above, when federal funds are expended by ESC Region 8 and TIPS Members, ESC Region 8 and TIPS Members reserves all rights and privileges under the applicable laws and regulations with respect to this procurement in the event of breach of contract by either party.

Does vendor agree?

**5 4 2 CFR PART 200 Termination**

Termination for cause and for convenience by the grantee or subgrantee including the manner by which it will be effected and the basis for settlement. (All contracts in excess of \$10,000)

Pursuant to the above, when federal funds are expended by ESC Region 8 and TIPS Members, ESC Region 8 and TIPS Members reserves the right to terminate any agreement in excess of \$10,000 resulting from this procurement process for cause after giving the vendor an appropriate opportunity and up to 30 days, to cure the causal breach of terms and conditions. ESC Region 8 and TIPS Members reserves the right to terminate any agreement in excess of \$10,000 resulting from this procurement process for convenience with 30 days notice in writing to the awarded vendor. The vendor would be compensated for work performed and goods procured as of the termination date if for convenience of the ESC Region 8 and TIPS Members. Any award under this procurement process is not exclusive and the ESC Region 8 and TIPS reserves the right to purchase goods and services from other vendors when it is in the best interest of the ESC Region 8 and TIPS.

Does vendor agree?

5  
5

## 2 CFR PART 200 Clean Air Act

Clean Air Act (42 U.S.C. 7401-7671q.) and the Federal Water Pollution Control Act (33 U.S.C. 1251-1387), as amended—Contracts and subgrants of amounts in excess of \$150,000 must contain a provision that requires the non-Federal award to agree to comply with all applicable standards, orders or regulations issued pursuant to the Clean Air Act (42 U.S.C. 7401-7671q) and the Federal Water Pollution Control Act as amended (33 U.S.C. 1251-1387). Violations must be reported to the Federal awarding agency and the Regional Office of the Environmental Protection Agency (EPA).

Pursuant to the Clean Air Act, et al above, when federal funds are expended by ESC Region 8 and TIPS Members, ESC Region 8 and TIPS Members requires that the proposer certify that during the term of an award by the ESC Region 8 and TIPS Members resulting from this procurement process the vendor agrees to comply with all of the above regulations, including all of the terms listed and referenced therein.

Does vendor agree?

5  
6

## 2 CFR PART 200 Byrd Anti-Lobbying Amendment

Byrd Anti-Lobbying Amendment (31 U.S.C. 1352)—Contractors that apply or bid for an award exceeding \$100,000 must file the required certification. Each tier certifies to the tier above that it will not and has not used Federal appropriated funds to pay any person or organization for influencing or attempting to influence an officer or employee of any agency, a member of Congress, officer or employee of Congress, or an employee of a member of Congress in connection with obtaining any Federal contract, grant or any other award covered by 31 U.S.C. 1352. Each tier must also disclose any lobbying with non-Federal funds that takes place in connection with obtaining any Federal award. Such disclosures are forwarded from tier to tier up to the non-Federal award.

Pursuant to the above, when federal funds are expended by ESC Region 8 and TIPS Members, ESC Region 8 and TIPS Members requires the proposer certify that during the term and during the life of any contract with ESC Region 8 and TIPS Members resulting from this procurement process the vendor certifies to the terms included or referenced herein.

Does vendor agree?

5  
7

## 2 CFR PART 200 Federal Rule

Compliance with all applicable standards, orders, or requirements issued under section 306 of the Clean Air Act (42 U.S.C. 1857(h)), section 508 of the Clean Water Act (33 U.S.C. 1368), Executive Order 11738, and Environmental Protection Agency regulations (40 CFR part 15). (Contracts, subcontracts, and subgrants of amounts in excess of \$100,000)

Pursuant to the above, when federal funds are expended by ESC Region 8 and TIPS Members, ESC Region 8 and TIPS Members requires the proposer certify that in performance of the contracts, subcontracts, and subgrants of amounts in excess of \$100,000, the vendor will be in compliance with all applicable standards, orders, or requirements issued under section 306 of the Clean Air Act (42 U.S.C. 1857(h)), section 508 of the Clean Water Act (33 U.S.C. 1368), Executive Order 11738, and Environmental Protection Agency regulations (40 CFR part 15).

Does vendor certify that it is in compliance with the Clean Air Act?

**5 8 2 CFR PART 200 Procurement of Recovered Materials**

A non-Federal entity that is a state agency or agency of a political subdivision of a state and its contractors must comply with section 6002 of the Solid Waste Disposal Act, as amended by the Resource Conservation and Recovery Act. The requirements of Section 6002 include procuring only items designated in guidelines of the Environmental Protection Agency (EPA) at 40 CFR part 247 that contain the highest percentage of recovered materials practicable, consistent with maintaining a satisfactory level of competition, where the purchase price of the item exceeds \$10,000 or the value of the quantity acquired during the preceding fiscal year exceeded \$10,000; procuring solid waste management services in a manner that maximizes energy and resource recovery; and establishing an affirmative procurement program for procurement of recovered materials identified in the EPA guidelines.

Does vendor certify that it is in compliance with the Solid Waste Disposal Act as described above?

Yes

**5 9 Certification Regarding Lobbying**

Applicable to Grants, Subgrants, Cooperative Agreements, and Contracts Exceeding \$100,000 in Federal Funds

Submission of this certification is a prerequisite for making or entering into this transaction and is imposed by section 1352, Title 31, U.S. Code. This certification is a material representation of fact upon which reliance was placed when this transaction was made or entered into. Any person who fails to file the required certification shall be subject to a civil penalty of not less than \$10,000 and not more than \$100,000 for each such failure.

The undersigned certifies, to the best of his or her knowledge and belief, that:

(1) No Federal appropriated funds have been paid or will be paid by or on behalf of the undersigned, to any person for influencing or attempting to influence an officer or employee of any agency, a Member of Congress, an officer or employee of congress, or an employee of a Member of Congress in connection with the awarding of a Federal contract, the making of a Federal grant, the making of a Federal loan, the entering into a cooperative agreement, and the extension, continuation, renewal, amendment, or modification of a Federal contract, grant, loan, or cooperative agreement.

(2) If any funds other than Federal appropriated funds have been paid or will be paid to any person for influencing or attempting to influence an officer or employee of any agency, a Member of Congress, an officer or employee of congress, or an employee of a Member of Congress in connection with this Federal grant or cooperative agreement, the undersigned shall complete and submit Standard Form-LLL, "disclosure Form to Report Lobbying," in accordance with its instructions.

(3) The undersigned shall require that the language of this certification be included in the award documents for all covered subawards exceeding \$100,000 in Federal funds at all appropriate tiers and that all subrecipients shall certify and disclose accordingly.

I HAVE NOT Lobbied per above

**6 0 If you answered "I HAVE lobbied" to the above Attribute Question**

If you answered "I HAVE lobbied" to the above Attribute question, you must download the Lobbying Report "Standard From LLL, disclosure Form to Report Lobbying" which includes instruction on completing the form, complete and submit it in the Response Attachments section as a report of the lobbying activities you performed or paid others to perform.



6  
1

**Subcontracting with Small and Minority Businesses, Women's Business Enterprises, and Labor Surplus Area Firms.**

Do you ever anticipate the possibility of subcontracting any of your work under this award if you are successful?

IF NO, DO NOT ANSWER THE NEXT ATTRIBUTE QUESTION. . IF YES, and ONLY IF YES, you must answer the next question YES if you want a TIPS Member to be authorized to spend Federal Grant Funds for Procurement.

NO

6  
2

**ONLY IF YES TO THE PREVIOUS QUESTION OR if you ever do subcontract any part of your performance under the TIPS Agreement, do you agree to comply with the following federal requirements?**

ONLY IF YES TO THE PREVIOUS QUESTION OR if you ever do subcontract any part of your performance under the TIPS Agreement,

do you agree to comply with the following federal requirements?

Federal Regulation 2 CFR §200.321 Contracting with small and minority businesses, women's business enterprises, and labor surplus area firms. (a)The non-Federal entity must take all necessary affirmative steps to assure that minority businesses, women's business enterprises, and labor surplus area firms are used when possible.

(b) Affirmative steps must include:

(1) Placing qualified small and minority businesses and women's business enterprises on solicitation lists;

(2) Assuring that small and minority businesses, and women's business enterprises are solicited whenever they are potential sources;

(3) Dividing total requirements, when economically feasible, into smaller tasks or quantities to permit maximum participation by small and minority businesses, and women's business enterprises;

(4) Establishing delivery schedules, where the requirement permits, which encourage participation by small and minority businesses, and women's business enterprises;

(5) Using the services and assistance, as appropriate, of such organizations as the Small Business Administration and the Minority Business Development Agency of the Department of Commerce ; and

(6) Requiring the prime contractor, if subcontracts are to be let, to take the affirmative steps listed in paragraphs(1) through (5) of this section.

No response

6  
3

### Indemnification

The ESC Region 8 and TIPS is a Texas Political Subdivision and a local governmental entity; therefore, is prohibited from indemnifying third parties pursuant to the Texas Constitution (Article 3, Section 52) except as specifically provided by law or as ordered by a court of competent jurisdiction. A provision in a contract to indemnify or hold a party harmless is a promise to pay for any expenses the indemnified party incurs, if a specified event occurs, such as breaching the terms of the contract or negligently performing duties under the contract. Article III, Section 49 of the Texas Constitution states that "no debt shall be created by or on behalf of the State ... " The Attorney General has counseled that a contractually imposed obligation of indemnity creates a "debt" in the constitutional sense. Tex. Att'y Gen. Op. No. MW-475 (1982). Contract clauses which require the System or institutions to indemnify must be deleted or qualified with "to the extent permitted by the Constitution and Laws of the State of Texas." Liquidated damages, attorney's fees, waiver of vendor's liability, and waiver of statutes of limitations clauses should also be deleted or qualified with "to the extent permitted by the Constitution and laws of State of Texas."

Not a negotiable term. Failure to agree will render your proposal non-responsive and it will not be considered. Do you agree to these terms?

Yes

6  
4

### Remedies

The parties shall be entitled to exercise any right or remedy available to it either at law or in equity, subject to the choice of law, venue and service of process clauses limitations agreed herein. Nothing in this agreement shall commit the TIPS to an arbitration resolution of any disagreement under any circumstances. Any Claim arising out of or related to the Contract, except for those specifically waived under the terms of the Contract, may, after denial of the Board of Directors, be subject to mediation at the request of either party. Any issues not resolved hereunder MAY be referred to non-binding mediation to be conducted by a mutually agreed upon mediator as a prerequisite to the filing of any lawsuit over such issue(s). The parties shall share the mediator's fee and any associated filing fee equally. Mediation shall be held in Camp or Titus County, Texas. Agreements reached in mediation shall be reduced to writing, and will be subject to the approval by the District's Board of Directors, signed by the Parties if approved by the Board of Directors, and, if signed, shall thereafter be enforceable as provided by the laws of the State of Texas.

Do you agree to these terms?

Yes, I Agree

6  
5

### Remedies Explanation of No Answer

No response

6  
6

### Choice of Law

The agreement between the Vendor and TIPS/ESC Region 8 and any addenda or other additions resulting from this procurement process, however described, shall be governed by, construed and enforced in accordance with the laws of the State of Texas, regardless of any conflict of laws principles.  
THIS DOES NOT APPLY to a vendor's agreement entered into with a TIPS Member, as the Member may be located outside Texas.

Do you agree to these terms?

6  
7

### Venue, Jurisdiction and Service of Process

Any Proceeding arising out of or relating to this procurement process or any contract issued by TIPS resulting from or any contemplated transaction shall be brought in a court of competent jurisdiction in Camp County, Texas and each of the parties irrevocably submits to the exclusive jurisdiction of said court in any such proceeding, waives any objection it may now or hereafter have to venue or to convenience of forum, agrees that all claims in respect of the Proceeding shall be heard and determined only in any such court, and agrees not to bring any proceeding arising out of or relating to this procurement process or any contract resulting from or any contemplated transaction in any other court. The parties agree that either or both of them may file a copy of this paragraph with any court as written evidence of the knowing, voluntary and freely bargained for agreement between the parties irrevocably to waive any objections to venue or to convenience of forum. Process in any Proceeding referred to in the first sentence of this Section may be served on any party anywhere in the world. Any dispute resolution process other than litigation shall have venue in Camp County or Titus County Texas.

Do you agree to these terms?

6  
8

### Infringement(s)

The successful vendor will be expected to indemnify and hold harmless the TIPS and its employees, officers, agents, representatives, contractors, assignees and designees from any and all third party claims and judgments involving infringement of patent, copyright, trade secrets, trade or service marks, and any other intellectual or intangible property rights attributed to or claims based on the Vendor's proposal or Vendor's performance of contracts awarded and approved.

Do you agree to these terms?

6  
9

### Infringement(s) Explanation of No Answer

7  
0

### Contract Governance

Any contract made or entered into by the TIPS is subject to and is to be governed by Section 271.151 et seq, Tex Loc Gov't Code. Otherwise, TIPS does not waive its governmental immunities from suit or liability except to the extent expressly waived by other applicable laws in clear and unambiguous language.

7  
1

## Payment Terms and Funding Out Clause

### Payment Terms:

TIPS or TIPS Members shall not be liable for interest or late payment fees on past-due balances at a rate higher than permitted by the laws or regulations of the jurisdiction of the TIPS Member.

### Funding Out Clause:

Vendor agrees to abide by the laws and regulations, including Texas Local Government Code § 271.903, or any statutory or regulatory limitations of the jurisdiction of any TIPS Member which governs contracts entered into by the Vendor and TIPS or a TIPS Member that requires all contracts approved by TIPS or a TIPS Member are subject to the budgeting and appropriation of currently available funds by the entity or its governing body.

See statute(s) for specifics or consult your legal counsel.

Not a negotiable term. Failure to agree will render your proposal non-responsive and it will not be considered.

Do you agree to these terms?

7  
2

## Insurance and Fingerprint Requirements Information

### Insurance

If applicable and your staff will be on TIPS member premises for delivery, training or installation etc. and/or with an automobile, you must carry automobile insurance as required by law. You may be asked to provide proof of insurance.

### Fingerprint

It is possible that a vendor may be subject to Chapter 22 of the Texas Education Code. The Texas Education Code, Chapter 22, Section 22.0834. Statutory language may be found at: <http://www.statutes.legis.state.tx.us/>

If the vendor has staff that meet both of these criterion:

- (1) will have continuing duties related to the contracted services; and
- (2) has or will have direct contact with students

Then you have "covered" employees for purposes of completing the attached form.

TIPS recommends all vendors consult their legal counsel for guidance in compliance with this law. If you have questions on how to comply, see below. If you have questions on compliance with this code section, contact the Texas Department of Public Safety Non-Criminal Justice Unit, Access and Dissemination Bureau, FAST-FACT at NCJU@txdps.state.tx.us and you should send an email identifying you as a contractor to a Texas Independent School District or ESC Region 8 and TIPS. Texas DPS phone number is (512) 424-2474.

See form in the next attribute to complete entitled:

Texas Education Code Chapter 22 Contractor Certification for Contractor Employees

**Texas Education Code Chapter 22 Contractor Certification for Contractor Employees**

Introduction: Texas Education Code Chapter 22 requires entities that contract with school districts to provide services to obtain criminal history record information regarding covered employees. Contractors must certify to the district that they have complied. Covered employees with disqualifying criminal histories are prohibited from serving at a school district.

Definitions: Covered employees: Employees of a contractor or subcontractor who have or will have continuing duties related to the service to be performed at the District and have or will have direct contact with students. The District will be the final arbiter of what constitutes direct contact with students. Disqualifying criminal history: Any conviction or other criminal history information designated by the District, or one of the following offenses, if at the time of the offense, the victim was under 18 or enrolled in a public school:

(a) a felony offense under Title 5, Texas Penal Code; (b) an offense for which a defendant is required to register as a sex offender under Chapter 62, Texas Code of Criminal Procedure; or (c) an equivalent offense under federal law or the laws of another state.

I certify that:

**NONE (Section A)** of the employees of Contractor and any subcontractors are covered employees, as defined above. If this box is checked, I further certify that Contractor has taken precautions or imposed conditions to ensure that the employees of Contractor and any subcontractor will not become covered employees. Contractor will maintain these precautions or conditions throughout the time the contracted services are provided.

**OR**

**SOME (Section B)** or all of the employees of Contractor and any subcontractor are covered employees. If this box is checked, I further certify that:

(1) Contractor has obtained all required criminal history record information regarding its covered employees. None of the covered employees has a disqualifying criminal history.

(2) If Contractor receives information that a covered employee subsequently has a reported criminal history, Contractor will immediately remove the covered employee from contract duties and notify the District in writing within 3 business days.

(3) Upon request, Contractor will provide the District with the name and any other requested information of covered employees so that the District may obtain criminal history record information on the covered employees.

(4) If the District objects to the assignment of a covered employee on the basis of the covered employee's criminal history record information, Contractor agrees to discontinue using that covered employee to provide services at the District.

Noncompliance or misrepresentation regarding this certification may be grounds for contract termination.

Some

7  
4

## **Texas Business and Commerce Code § 272 Requirements as of 9-1-2017**

SB 807 prohibits construction contracts to have provisions requiring the contract to be subject to the laws of another state, to be required to litigate the contract in another state, or to require arbitration in another state. A contract with such provisions is voidable. Under this new statute, a "construction contract" includes contracts, subcontracts, or agreements with (among others) architects, engineers, contractors, construction managers, equipment lessors, or materials suppliers. "Construction contracts" are for the design, construction, alteration, renovation, remodeling, or repair of any building or improvement to real property, or for furnishing materials or equipment for the project. The term also includes moving, demolition, or excavation. BY RESPONDING TO THIS SOLICITATION, AND WHEN APPLICABLE, THE PROPOSER AGREES TO COMPLY WITH THE TEXAS BUSINESS AND COMMERCE CODE § 272 WHEN EXECUTING CONTRACTS WITH TIPS MEMBERS THAT ARE TEXAS GOVERNMENT ENTITIES.

7  
5

## **Texas Government Code 2270 Verification Form**

### **Texas Government Code 2270 Verification Form**

Texas 2017 House Bill 89 has been signed into law by the governor and as of September 1, 2017 will be codified as Texas Government Code § 2270 and 808 et seq.

The relevant section addressed by this form reads as follows:

Texas Government Code Sec. 2270.002. PROVISION REQUIRED IN CONTRACT. A governmental entity may not enter into a contract with a company for goods or services unless the contract contains a written verification from the company that it: (1) does not boycott Israel; and (2) will not boycott Israel during the term of the contract engaged by:

ESC Region 8/The Interlocal Purchasing System (TIPS)  
4845 Highway 271 North  
Pittsburg, TX, 75686

I verify by this writing that the above-named company affirms that it (1) does not boycott Israel; and (2) will not boycott Israel during the term of this contract, or any contract with the above-named Texas governmental entity in the future. I further affirm that if our company's position on this issue is reversed and this affirmation is no longer valid, that the above-named Texas governmental entity will be notified in writing within one (1) business day and we understand that our company's failure to affirm and comply with the requirements of Texas Government Code 2270 et seq. shall be grounds for immediate contract termination without penalty to the above-named Texas governmental entity.

AND

Our company is not listed on and we do not do business with companies that are on the the Texas Comptroller of Public Accounts list of Designated Foreign Terrorists Organizations per Texas Gov't Code 2270.0153 found at <https://comptroller.texas.gov/purchasing/docs/foreign-terrorist.pdf>

I swear and affirm that the above is true and correct.

YES



7  
6**Logos and other company marks**

Please upload your company logo to be added to your individual profile page on the TIPS website. If any particular specifications are required for use of your company logo, please upload that information under the "Logo and Other Company Marks" section under the "Response Attachment" tab. Preferred Logo Format: 300 x 225 px - .png, .eps, .jpeg preferred

Potential uses of company logo:

\* Your Vendor Profile Page of TIPS website

\* Potentially on TIPS website scroll bar for Top Performing Vendors

\* TIPS Quarterly eNewsletter sent to TIPS Members

\* Co-branding Flyers and or email blasts to our TIPS Members (Permission and approval will be obtained before publishing)

7  
7**Solicitation Deviation/Compliance**

Does the vendor agree with the General Conditions Standard Terms and Conditions or Item Specifications listed in this proposal invitation?

7  
8**Solicitation Exceptions/Deviations Explanation**

If the bidder intends to deviate from the General Conditions Standard Terms and Conditions or Item Specifications listed in this proposal invitation, all such deviations must be listed on this attribute, with complete and detailed conditions and information included or attached.

TIPS will consider any deviations in its proposal award decisions, and TIPS reserves the right to accept or reject any bid based upon any deviations indicated below or in any attachments or inclusions.

In the absence of any deviation entry on this attribute, the proposer assures TIPS of their full compliance with the Standard Terms and Conditions, Item Specifications, and all other information contained in this Solicitation.

7  
9**Agreement Deviation/Compliance**

Does the vendor agree with the language in the Vendor Agreement?

8  
0**Agreement Exceptions/Deviations Explanation**

If the proposing Vendor desires to deviate from the Vendor Agreement language, all such deviations must be listed on this attribute, with complete and detailed conditions and information included. TIPS will consider any deviations in its proposal award decisions, and TIPS reserves the right to accept or reject any proposal based upon any deviations indicated below. In the absence of any deviation entry on this attribute, the proposer assures TIPS of their full compliance with the Vendor Agreement.

8  
1**Felony Conviction Notice**

Texas Education Code, Section 44.034, Notification of Criminal History, Subsection (a), states “a person or business entity that enters into a contract with a school district must give advance notice to the district if the person or an owner or operator of the business entity has been convicted of a felony. The notice must include a general description of the conduct resulting in the conviction of a felony.” Subsection (b) states “a school district may terminate a contract with a person or business entity if the district determines that the person or business entity failed to give notice as required by Subsection (a) or misrepresented the conduct resulting in the conviction. The district must compensate the person or business entity for services performed before the termination of the contract.” (c) This section does not apply to a publicly held corporation. The person completing this proposal certifies that they are authorized to provide the answer to this question.

Select A., B. or C.

A. My firm is a publicly held corporation; therefore, this reporting requirement is not applicable.

OR B. My firm is not owned nor operated by anyone who has been convicted of a felony, OR

C. My firm is owned or operated by the following individual(s) who has/have been convicted of a felony. (if you answer C below, you are required to provide information in the next attribute.

A. Firm is a publicly held corporation.

8  
2**If you answered C. My Firm is owned or operated by a felon to the previous question, you are REQUIRED TO ANSWER THE FOLLOWING QUESTIONS.**

If you answered C. My Firm is owned or operated by a felon to the previous question, you must provide the following information.

1. Name of Felon(s)

2. The named person's role in the firm, and

3. Details of Conviction(s).

No response

8  
3**Long Term Cost Evaluation Criterion # 4.**

READ CAREFULLY and see in the RFP document under "Proposal Scoring and Evaluation".

Points will be assigned to this criterion based on your answer to this Attribute. Points are awarded if you agree not increase your catalog prices (as defined herein) more than X% annually over the previous year for years two and three and potentially year four, unless an exigent circumstance exists in the marketplace and the excess price increase which exceeds X% annually is supported by documentation provided by you and your suppliers and shared with TIPS, if requested. If you agree NOT to increase prices more than 5%, except when justified by supporting documentation, you are awarded 10 points; if 6% to 14%, except when justified by supporting documentation, you receive 1 to 9 points incrementally. Price increases 14% or greater, except when justified by supporting documentation, receive 0 points.

increases will be 5% or less annually per question

8  
4**Required Confidentiality Claim Form**

Required Confidentiality Claim Form

This completed form is required by TIPS. By submitting a response to this solicitation you agree to download from the “Attachments” section, complete according to the instructions on the form, then uploading the completed form, with any confidential attachments, if applicable, to the “Response Attachments” section titled “Confidentiality Form” in order to provide to TIPS the completed form titled, “CONFIDENTIALITY CLAIM FORM”. By completing this process, you provide us with the information we require to comply with the open record laws of the State of Texas as they may apply to your proposal submission. If you do not provide the form with your proposal, an award will not be made if your proposal is qualified for an award, until TIPS has an accurate, completed form from you.

Read the form carefully before completing and if you have any questions, email Rick Powell at TIPS at

[rick.powell@tips-usa.com](mailto:rick.powell@tips-usa.com)

**85 Choice of Law clauses with TIPS Members**

If the vendor is awarded a contract with TIPS under this solicitation, the vendor agrees to make any Choice of Law clauses in any contract or agreement entered into between the awarded vendor and with a TIPS member entity to read as follows: "Choice of law shall be the laws of the state where the customer resides" or words to that effect.

**86 Venue of dispute resolution with a TIPS Member**

In the event of litigation or use of any dispute resolution model when resolving disputes with a TIPS member entity as a result of a transaction between the vendor and TIPS or the TIPS member entity, the Venue for any litigation or other agreed upon model shall be in the state and county where the customer resides unless otherwise agreed by the parties at the time the dispute resolution model is decided by the parties.

**87 Automatic renewal of contracts or agreements with TIPS or a TIPS member entity**

This clause **DOES NOT** prohibit multiyear contracts or agreements with TIPS member entities. Because TIPS and TIPS members are governmental entities subject to laws that control appropriations of funds during their fiscal years for contracts and agreements to provide goods and services, does the Vendor agree to limit any automatic renewal clauses of a contract or agreement executed as a result of this TIPS solicitation award to not longer than "month to month" and at the TIPS contracted rate.

**88 Indemnity Limitation with TIPS Members**

Texas and other states restrict by law or state Constitution the ability of a governmental entity to indemnify others. TIPS requires that any contract entered into between a vendor and TIPS or a TIPS Member as a result of an award under this Solicitation limit the requirement that the Customer indemnify the Vendor by either eliminating any such indemnity requirement clauses in any agreements, contracts or other binding documents **OR** by prefacing all indemnity clauses required of TIPS or the TIPS Member entity with the following: "To the extent permitted by the laws or the Constitution of the state where the customer resides, ".

**Agreement is a required condition to award of a contract resulting from this Solicitation.**

**89 Arbitration Clauses**

Except for certain circumstances, TIPS forbids a mandatory arbitration clause in any contract or agreement entered into between the awarded vendor with TIPS or a TIPS member entity. Does the vendor agree to exclude any arbitration requirement in any contracts or agreement entered into between TIPS or a TIPS member entity through an awarded contract with TIPS?

**90 Required Vendor Sales Reporting**

By responding to this Solicitation, you agree to report to TIPS all sales made under any awarded Agreement with TIPS. Vendor is required to report all sales under the TIPS contract to TIPS. If the TIPS Member entity requesting a price from the awarded Vendor requests the TIPS contract, Vendor must include the TIPS Contract number on any communications with the TIPS Member entity. If awarded, you will be provided access to the Vendor Portal. To report sales, login to the TIPS Vendor Portal and click on the PO's and Payments tab. Pages 3-7 of the [Vendor Portal User Guide](#) will walk you through the process of reporting sales to TIPS. Please refer to the TIPS [Accounting FAQ's](#) for more information about reporting sales and if you have further questions, contact the Accounting Team at [accounting@tips-usa.com](mailto:accounting@tips-usa.com). The Vendor or vendor assigned dealers are responsible for keeping record of all sales that go through the TIPS Agreement and submitting same to TIPS.

## REFERENCES

Please provide three (3) references, preferably from school districts or other governmental entities who have used your services within the last three years. Additional references may be required. DO NOT INCLUDE TIPS EMPLOYEES AS A REFERENCE.

You may provide more than three (3) references.

[illegible]

**COMPLETE ONLY IF OFFERER IS A CORPORATION,**  
**THE FOLLOWING CERTIFICATE SHOULD BE EXECUTED AND INCLUDED AS PART OF**  
**PROPOSAL FORM/PROPOSAL FORM.**

**(Name of Corporation)**

I, (Name of Corporate Secretary)

Rob Evatt

VP

of the said Corporation; that said proposal/offer was duly signed for and in behalf of said corporation by authority of its governing body, and is within the scope of its corporate powers.

7

2/19/20

DATE \_\_\_\_\_

**Required Confidential Information Status Form**

CONFIDENTIAL INFORMATION SUBMITTED IN RESPONSE TO COMPETITIVE PROCUREMENT REQUESTS OF EDUCATION SERVICE CENTER REGION 8 AND TIPS (ESC8) IS GOVERNED BY TEXAS GOVERNMENT CODE, CHAPTER 552

If you consider any portion of your proposal to be confidential information and not subject to public disclosure pursuant to Chapter 552 Texas Gov't Code or other law(s), you **must attach a copy of all claimed confidential materials within your proposal and put this COMPLETED form as a cover sheet to said materials then scan, name "CONFIDENTIAL" and upload with your proposal submission.** (You must include all the confidential information in the submitted proposal. The copy uploaded is to indicate which material in your proposal, if any, you deem confidential in the event the receives a Public Information Request.) ESC8 and TIPS will follow procedures of controlling statute(s) regarding any claim of confidentiality and shall not be liable for any release of information required by law. Upon your claim and your defense to the Office of Texas Attorney General is required to make the final determination whether the information submitted by you and held by ESC8 and TIPS is confidential and exempt from public disclosure.

**VSC FIRE & SECURITY**

Name of company

ROBERT T. EVATT JR VP/DIVISION MANAGER

Printed Name and Title of authorized company officer declaring below the confidential status of material

185 ARENA ROAD

CABOT

AR

72023

501-843-9392

Address

City

State

ZIP

Phone

**ALL VENDORS MUST COMPLETE THE ABOVE SECTION.**

**I DO CLAIM parts of my proposal to be confidential and DO NOT desire to expressly waive** a claim of confidentiality of all information contained within our response to the solicitation. The attached contains material from our proposal that I classify and deem confidential under Texas Gov't Code Sec. 552 or other law(s) and I invoke my statutory rights to confidential treatment of the enclosed materials.

**ATTACHED** ARE COPIES OF \_\_\_\_\_ PAGES OF CLAIMED CONFIDENTIAL MATERIAL FROM OUR PROPOSAL THAT WE DEEM TO BE NOT PUBLIC INFORMATION AND WILL DEFEND THAT CLAIM TO THE TEXAS ATTORNEY GENERAL IF REQUESTED WHEN A PUBLIC INFORMATION REQUEST IS MADE FOR OUR PROPOSAL.

Signature \_\_\_\_\_ Date \_\_\_\_\_

**OR** -----

**I DO NOT CLAIM any of my proposal to be confidential, complete the section below.**

**Express Waiver:** I desire to expressly waive any claim of confidentiality as to any and all information contained within our response to the competitive procurement process (e.g. RFP, CSP, Bid, RFQ, etc.) by completing the following and submitting this sheet with our response to Education Service Center Region 8 and TIPS.

Signature **Robert T. Evatt Jr** Digitally signed by Robert T. Evatt Jr  
Date: 2020.03.17 09:03:59 -05'00' Date \_\_\_\_\_



## Sample Warranty Letter



# LETTER OF WARRANTY

ONE (1 ) YEAR GENERAL GUARANTEE

Issued to: Customer Name  
Address  
City / State / Zip  
Contact Person

Project: Project Name  
Project Address  
City / State / Zip

Period of Warranty: One (1) Year From Acceptance of Owner  
Date (if known):

**VSC Fire & Security hereby warrants all labor and materials furnished and work performed are in accordance with NFPA standards, the contract plans, and specification and authorized changes and additions. Should any defect develop during the contract general guarantee period, as hereinafter defined, due to improper material or workmanship on the part of the undersigned, the undersigned will repair and replace any and all defects. This warranty does not extend to defects or damage caused by forces or actions beyond the undersigned's control such as, but not limited to, abuse, normal wear and tear, normal usage, failure to properly maintain the work, failure to properly operate equipment, acts of civil disorder, acts of war or acts of God**

The GENERAL GUARANTEE shall be for a period of one (1) year from the date on which the completed work is turned over to and accepted by the owner, unless a different period of time is elsewhere specified.

February 20, 2020

Robert T. Evatt Jr  
VP Low Voltage

*Robert T. Evatt Jr*





## B Series Product Guide

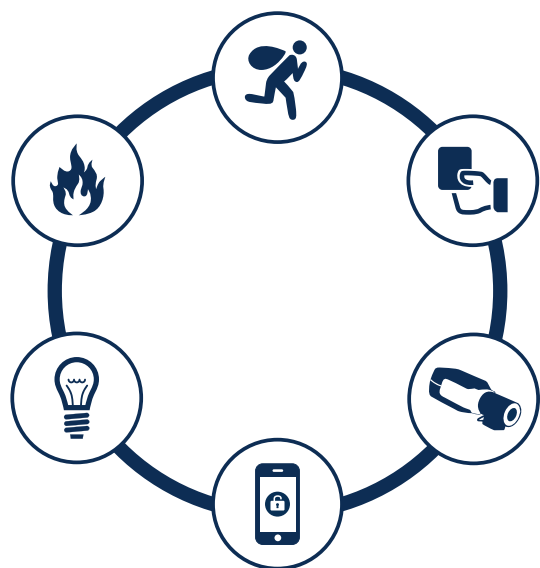


**BOSCH**

Invented for life

### **B:more:integrated**

B Series from Bosch is the most advanced control panel available for small to mid-sized applications. But it's more than just intrusion—the panel easily combines with fire, access control, IP video, and smart home automation to deliver an integrated solution that increases security and reduces complexity for both you and your customers.



### **B:more:flexible**

The control panels are as adaptable as they are powerful. You can split the system into as many as six areas with a total of 96 points (inputs), and arm perimeters or interiors independently. To improve ease of use, configure the keypads to operate all areas or just a single area. Remotely program custom text on each keypad—choose from English, Spanish, French, or Portuguese—reducing costly service calls. The control panels provide increased protection and cost savings with special point types for monitoring safety, environmental, and high-security items.

### **B:more:efficient**

Bosch's Remote Connect Cloud Service makes setting up panel communications easy for mobile app control and RPS programming. And if you have any difficulty in the field, video instructions and online training are available on Bosch's mobile-friendly website.

Remote programming and diagnostics minimize maintenance costs by allowing you to service systems over the panel's wired or wireless IP connection, without traveling to a facility. Perform remote firmware updates for easy upgrades and to offer feature enhancements when they are available.



## B:more:connected

Keep end users aware of conditions at their premises by automatically sending personal notifications of important system events via email or by text message.

With the Remote Security Control app, end users can operate the control panel from any iOS or Android device. Turn the system on or off, check system status, view live video, and control outputs (such as lock/unlock doors). The app works over the panel's cellular connection, over the Internet, or through a local wireless network.



## B:more:aware

View premise conditions from a remote desktop or smart phone. Bosch IP camera integration with the control panels allows video motion detection to activate points on the panel, triggering camera actions, such as sending Video snapshots via email.

For enhanced capabilities, integrate the panel directly with Bosch Video Management System (BVMS) to provide a single user interface for monitoring and management of both the intrusion system and video surveillance.



## B:more:automated

Combine the control panel with the G100 Z-Wave Home Control Gateway, to connect Z-Wave devices—such as lighting controls, door locks, temperature sensors, and more—for home or premise automation. Use the convenient, web-based dashboard. For remote control and monitoring of your SmartHome devices use Bosch's Remote Security Plus app.



## B:more:compatible

The control panels support a full range of peripherals including the Commercial Series and Blue Line Gen2 motion sensors. Both provide excellent catch performance and false alarm immunity.

For applications where a wireless installation is desired, choose the RADION wireless platform with superior range, reliability, flexibility, and battery life. RADION allows for the most cost-effective installation and service with multiple device enrollment options, configurations, and diagnostics.

# B Series applications

## Banking/Financial Institutions



- ▶ Early ambush and two man rules provide flexibility to meet the specific security requirements of banks
- ▶ Use multiple areas to partition critical zones like the ATM, vault, and office. Allow the manager to turn on the branch while keeping the ATM vestibule accessible
- ▶ Use the automatic re-arm feature to ensure ATM vaults are secured after being serviced

## Retail



- ▶ Monitor critical coolers and HVAC systems—reducing risk for grocery and convenience stores
- ▶ Use Area Control for turning on/off critical areas like the pharmacy, cash office, warehouse, and overhead doors
- ▶ Use the Monitor Delay/Delay Response feature to check for propped perimeter doors, roof latches, and high-value areas, even during disarmed periods

## Residential



- ▶ Deploy an integrated solution that addresses intrusion detection, safety, and communication needs
- ▶ Custom functions provide easy one-button system configurations, such as Go to bed or Go out to the pool
- ▶ Use late-to-open reports to monitor children arriving home from school
- ▶ Use RADION wireless detectors to monitor outbuildings, such as a shed or garage

## Education



- ▶ Control access authorizations so each user can have a personalized passcode, wireless keyfob, and credentials
- ▶ Deploy advanced detectors and sensors to protect against a wide range of security concerns (fire, smoke, CO, break-ins, explosions, and more)
- ▶ Work with central monitoring stations to provide 24-hour support services for testing, monitoring, and emergency services response

## Office Buildings



- ▶ Program scheduled events to support day-of-week, date-of-month, and holiday schedules
- ▶ Investigate alarms in detail using an event log with storage for up to 1,000 local and reported events
- ▶ Use programmable authority levels with restricted privileges to provide service, security, and cleaning personnel with full or limited access
- ▶ Use flexible area configurations to protect sensitive zones from access while allowing workers the flexibility to enter common areas during off hours

# System Overview

The control panels integrate commercial intrusion, video, access, home automation, and residential fire providing one simple user interface for all systems. The scalable panels are available with 16 to 96 points and support for up to 100 users for small to mid-sized applications.

## Keypad models and options

Choose from a wide range of keypads.

### Keypad Models



**B915**  
Text



**B920**  
Text with Function Keys



**B921C**  
Capacitive Touch



**B930**  
Text with Soft Keys



**B942**  
Touch Screen (Black)



**B942W**  
Touch Screen (White)

System Features	B6512	B5512	B4512	B3512
Number of Points	96	48	28	16
Number of Areas	6	4	2	1
Number of Wireless Points	88	40	20	8
Number of System Users	100	50	32	10
Doors	4	–	–	–
Keypads	12	8	8	4
IP Cameras	6	4	2	–
Number of Outputs	91	43	27	3
Custom Functions	6	4	2	1
History Events	1,000	256	128	128
SKEDs	10	5	5	1
Commercial Intrusion	Yes	Yes	Yes	Yes
Residential Fire Approved	Yes	Yes	Yes	Yes

## Point and output expansion

Hardware and wireless expansion options include the B208/B308 Octo-input/output modules and RADION wireless technology. Expansion modules can be mounted up to 1,000 feet away from the panel for added installation flexibility. Any combination of hardwire, addressable and wireless expansion is possible to meet application requirements.

### B Series Modules

B430	Plug-in Telephone Communicator
B440-C	Conettix Plug-in Cellular (3G) Communicator
B441-C	Conettix Plug-in CDMA Cellular Communicator
B450	Conettix Plug-in Communicator Interface
B520	Auxiliary Power Supply Module
B810	RADION receiver SD
B820	SDI2 Inovonics Interface Module
B208	Octo-input Module
B308	Octo-output Module
B901	Door Control Module
B201	2-wire Powered Loop Module



- Touch screen
- Status icons
- Menu
- Proximity reader



- Ethernet
- USB





**BOSCH**

Invented for life

# IP Video product overview

September 2017

# Table of Contents

Dome Cameras	4
Fixed Cameras	12
Specialty Cameras	17
Moving Cameras	19
Digital Recording	24
Digital Storage	26
Video Software	31
Viewing Software	32
Encoders and Decoders	33
Transcoders	34
Flat panel monitors	35

# Video systems

## Rethink video security

At Bosch we are dedicated to innovating security where you need it most. We constantly push the boundaries of technology to develop intelligent solutions that go beyond the highest security demands of today and deliver clear business advantages beyond security. We believe that the logical next-step for security is to enable customers to interpret the data to start repurposing these huge amounts of video data. The ability to interpret video data directly at source helps to substantially improve levels of security, as well as offering clear business advantages.



## Utilize the hidden potential

Despite the huge amounts of video data collected, statistics say that only 10% of data is ever used and most of the data collected loses its value within seconds of being generated. Why are we only using such a limited amount of data? We are mainly focused on delivering the right

information in case of an emergency or providing the correct evidence after a criminal act.

We believe that the future is to utilize the hidden potential and use 100% of the video security data. Allowing this data to do far more for businesses than security alone.



## Video analytics at the edge

So what about the hidden potential of that unused data? Wouldn't it be great to enable captured video data to do more for businesses than security alone? With built-in video analytics as standard, we enable customers to interpret data directly at the source, to re-assign it to help them make smarter business decisions. Anything from monitoring presence to reduce utility bills, to identifying patterns in customer activity to improve sales by recognizing 'hot spots' in retail environments. Or distinguishing 'road blocks' to optimize shop layout to increase customer satisfaction.

## Areas of expertise

Before we can rethink video security we need to ensure that excellence in video security and data management is given. This is why our intelligent portfolio is built around our areas of expertise. Delivering highest quality of relevant images, most efficient bitrates with lowest storage requirements and network strain, and keeping video data secure.

## Highest image quality

Bosch delivers the highest quality images with technologies such as resolutions up to 4K ultra HD, starlight technology and excellent dynamic ranges.



## Intelligent bitrate management

Bosch helps to reduce bitrate by up to 80% and substantially lower network strain and storage requirements without compromising video quality.



## Data security

Bosch video security solutions offer various software and hardware measures, such as a built-in Trusted Platform Module, to keep video data secure.





## IP Video

### Dome Cameras

#### ►FLEXIDOME IP micro 5000



■ Available – Not available

Commercial Type Number		NUC-51022-FX	NUC-51051-FX
Video analytics at the edge	Essential Video Analytics	–	–
	Intelligent Video Analytics	–	–
Bitrate management	Intelligent Dynamic Noise Reduction	■	■
	Intelligent streaming	–	■
Basic features	Compression (H.265 / H.264 & MJPEG) / multi-streaming	–/■/4 streams	–/■/4 streams
	Maximum resolution	HD 1080p	5MP
	Image sensor type	1/2.7"	1/3"
	Max. frames per second (fps)	30 fps@ 1080p	12 fps@ 5MP
	Indoor / outdoor / in-vehicle	■/■/–	■/■/–
	Day / night	■ (electronic)	■ (electronic)
	Wide Dynamic Range (WDR)	76dB	65dB
	ONVIF conformant	■	■
Advanced features	Built-in microphone	–	–
	Intelligent Auto Exposure / Intelligent Defog	–/–	–/–
	Privacy masking	■	■
Alarm triggering	Region Of Interest tracking	–	–
	Tamper detection / Video motion detection	■/■	■/■
	Built-in video analytics	–	–
Sensitivity	Audio detection	–	–
	Minimum illumination day mode (color)	0.4 lux (F4) 1 lux (F2)	0.8 lux (F4) 2 lux (F2)
	Minimum illumination night mode (black/white)	–	–
	Night vision	–	–
	Max. range at night	–	–
Lens	Automatic Back Focus (ABF)	–	–
	Automatic varifocal	–	–
	Focal length	3.6 mm (F4) 2.5 mm (F2)	3.6 mm (F4) 2.5 mm (F2)
	Horizontal Angle of View (HAoV)	97° (F4) 135° (F2)	69° (F4) 105° (F2)
DORI distances	Detect / Observe / Recognize / Identify (Distances according to EN-IEC 62676-4 standard)	34/13/7/3 (F4) 16/6/3/2 (F2)	69/27/14/7 (F4) 40/16/8/4 (F2)
Storage	Memory card slot	■ (up to 2 TB)	■ (up to 2 TB)
	Cloud application storage	Auto or Alarm JPEG Posting, Video Clips or JPEG Exporting	Auto or Alarm JPEG Posting, Video Clips or JPEG Exporting
Connections	Alarm input / output	–/–	–/–
	Audio in / out	–	–
	Hybrid / public view monitor	–/■	–/■
Housing	Weather rating	IP66	IP66
	Vandal resistant	IK08	IK08
	Operating temperature	–30° to 50° C (–22° to 122° F)	–30° to 50° C (–22° to 122° F)
Power input voltage	Power over Ethernet/12V/24V	■/–/–	■/–/–

## IP Video

### Dome Cameras

#### ►FLEXIDOME IP indoor 5000 IR

#### ►FLEXIDOME IP indoor 5000 HD



■ Available – Not available

Commercial Type Number		NII-50022-A3	NIN-50022-A3
Video analytics at the edge	Essential Video Analytics	–	–
	Intelligent Video Analytics	–	–
Bitrate management	Intelligent Dynamic Noise Reduction	■	■
	Intelligent streaming	■	■
Basic features	Compression (H.265 / H.264 & MJPEG) / multi-streaming	–/■/4 streams	–/■/4 streams
	Maximum resolution	HD 1080p	HD 1080p
	Image sensor type	1/2.7"	1/2.7"
	Max. frames per second (fps)	30 fps @ 1080p	30 fps @ 1080p
	Indoor / outdoor / in-vehicle	■/–/–	■/–/–
	Day / night	■	■
	Wide Dynamic Range (WDR)	76dB	76dB
	ONVIF conformant	■	■
Advanced features	Built-in microphone	■	■
	Intelligent Auto Exposure / Intelligent Defog	–/■	–/■
	Privacy masking	■	■
Alarm triggering	Region Of Interest tracking	–	–
	Tamper detection / Video motion detection	■	■
	Built-in video analytics	–	–
Sensitivity	Audio detection	■	■
	Minimum illumination day mode (color)	0.24 lux	0.24 lux
	Minimum illumination night mode (black/white)	0 lux (IR on)	0.05 lux
	Night vision	■ (infrared)	–
Lens	Max. range at night	15 m (50 ft)	–
	Automatic Back Focus (ABF)	–	–
	Automatic varifocal	■	■
	Focal length	3 -10 mm	3 -10 mm
DORI distances	Horizontal Angle of View (HAoV)	36°-117°	36°-117°
	Detect / Observe / Recognize / Identify (Distances according to EN-IEC 62676-4 standard)	24-118/9-47/5-24/2-12	24-118/9-47/5-24/2-12
Storage	Memory card slot	■ up to 2 TB	■ up to 2 TB
	Cloud application storage	Auto or Alarm JPEG Posting, Video Clips or JPEG Exporting	Auto or Alarm JPEG Posting, Video Clips or JPEG Exporting
Connections	Alarm input / output	1/1	1/1
	Audio in / out	■/■	■/■
	Hybrid / public view monitor	■/■	■/■
Housing	Weather rating	–	–
	Vandal resistant	IK04	IK04
	Operating temperature	-20° to 50° C (-4° to 122° F)	-20° to 50° C (-4° to 122° F)
Power input voltage	Power over Ethernet/12V/24V	■/■/–	■/■/–

## IP Video

### Dome Cameras

►FLEXIDOME IP outdoor 5000 IR



►FLEXIDOME IP outdoor 5000 HD



■ Available – Not available

Commercial Type Number		NDI-50022-A3	NDN-50022-A3
Video analytics at the edge	Essential Video Analytics	–	–
	Intelligent Video Analytics	–	–
Bitrate management	Intelligent Dynamic Noise Reduction	■	■
	Intelligent streaming	■	■
Basic features	Compression (H.265 / H.264 & MJPEG) / multi-streaming	–/■/4 streams	–/■/4 streams
	Maximum resolution	HD 1080p	HD 1080p
	Image sensor type	1/2.7"	1/2.7"
	Max. frames per second (fps)	30 fps @ 1080p	30 fps @ 1080p
	Indoor / outdoor / in-vehicle	■/■/–	■/■/–
	Day / night	■	■
	Wide Dynamic Range (WDR)	76dB	76dB
	ONVIF conformant	■	■
Advanced features	Built-in microphone	–	–
	Intelligent Auto Exposure / Intelligent Defog	–/■	–/■
	Privacy masking	■	■
Alarm triggering	Region Of Interest tracking	–	–
	Tamper detection / Video motion detection	■	■
	Built-in video analytics	–	–
Sensitivity	Audio detection	■	■
	Minimum illumination day mode (color)	0.24 lux	0.24 lux
	Minimum illumination night mode (black/white)	0 lux (IR on)	0.05 lux
	Night vision	■ (infrared)	–
Lens	Max. range at night	15 m (50 ft)	–
	Automatic Back Focus (ABF)	–	–
	Automatic varifocal	■	■
	Focal length	3 -10 mm	3 -10 mm
DORI distances	Horizontal Angle of View (H AoV)	36°-117°	36°-117°
	Detect / Observe / Recognize / Identify (Distances according to EN-IEC 62676-4 standard)	24-118/9-47/5-24/2-12	24-118/9-47/5-24/2-12
Storage	Memory card slot	■ up to 2 TB	■ up to 2 TB
	Cloud application storage	Auto or Alarm JPEG Posting, Video Clips or JPEG Exporting	Auto or Alarm JPEG Posting, Video Clips or JPEG Exporting
Connections	Alarm input / output	1/1	1/1
	Audio in / out	■/■	■/■
	Hybrid / public view monitor	■/■	■/■
Housing	Weather rating	IP66	IP66
	Vandal resistant	IK10	IK10
	Operating temperature	-40° to 50° C (-22° to 122° F)	-40° to 50° C (-22° to 122° F)
Power input voltage	Power over Ethernet/12V/24V	■/■/–	■/■/–

## IP Video

### Dome Cameras

►FLEXIDOME IP indoor 4000i

►FLEXIDOME IP outdoor 4000i

►FLEXIDOME IP indoor 4000i IR

►FLEXIDOME IP outdoor 4000i IR



■ Available – Not available

Commercial Type Number		NDI-4502-A	NDE-4502-A	NDI-4502-AL	NDE-4502-AL
Video analytics at the edge	Essential Video Analytics	■	■	■	■
	Intelligent Video Analysis	–	–	–	–
Bitrate management	Intelligent Dynamic Noise Reduction	■	■	■	■
	Intelligent streaming	■	■	■	■
Basic features	Compression (H.265 / H.264 & MJPEG) / multi-streaming	■/■/4 streams	■/■/4 streams	■/■/4 streams	■/■/4 streams
	Maximum resolution	HD 1080p	HD 1080p	HD 1080p	HD 1080p
	Image sensor type	1/2.9"	1/2.9"	1/2.9"	1/2.9"
	Max. frames per second (fps)	30 fps@ 1080p	30 fps@ 1080p	30 fps@ 1080p	30 fps@ 1080p
	Indoor / outdoor / in-vehicle	■/ – / –	■/■/ –	■/ – / –	■/■/ –
	Day / night	■	■	■	■
	Wide Dynamic Range (WDR)	88dB	88dB	88dB	88dB
	ONVIF conformant	■	■	■	■
Advanced features	Built-in microphone	■	■	■	■
	Intelligent Auto Exposure / Intelligent Defog	–/■	–/■	–/■	–/■
	Privacy masking	■	■	■	■
	Region Of Interest tracking	–	–	–	–
Alarm triggering	Upright video mode	■	■	■	■
	Tamper detection / Video motion detection	■	■	■	■
	Built-in video analytics	■	■	■	■
	Audio detection	■	■	■	■
Sensitivity	Minimum illumination day mode (color)	0.1 lux	0.1 lux	0.1 lux	0.1 lux
	Minimum illumination night mode (black / white)	0.02 lux	0.02 lux	0 lux (IR on)	0 lux (IR on)
	Night vision	–	–	■ (infrared)	■ (infrared)
	Max. range at night	–	–	30 m (98 ft)	30 m (98 ft)
Lens	Automatic Back Focus (ABF)	–	–	–	–
	Automatic varifocal	■	■	■	■
	Focal length	3 - 10 mm	3 - 10 mm	3 - 10 mm	3 - 10 mm
	Horizontal Angle of View (HAoV)	34° - 101°	34° - 101°	34° - 101°	34° - 101°
DORI distances	Detect / Observe / Recognize / Identify (Distances in according to EN-IEC 62676-4 standard)	32-126/13-50/6-25/3-13	32-126/13-50/6-25/3-13	32-126/13-50/6-25/3-13	32-126/13-50/6-25/3-13
Storage	Memory card slot	■ up to 2 TB	■ up to 2 TB	■ up to 2 TB	■ up to 2 TB
	Cloud application storage	Auto or Alarm JPEG Posting, Video Clips or JPEG Exporting	Auto or Alarm JPEG Posting, Video Clips or JPEG Exporting	Auto or Alarm JPEG Posting, Video Clips or JPEG Exporting	Auto or Alarm JPEG Posting, Video Clips or JPEG Exporting
Connections	Alarm input / output	1/1	1/1	1/1	1/1
	Audio in / out	■/■	■/■	■/■	■/■
	Hybrid / public view monitor	■/■	■/■	■/■	■/■
Housing	Weather rating	–	IP66	–	IP66
	Vandal resistant	IK04	IK10	IK04	IK10
	Operating temperature	-20° to 50° C (-4° to 122° F)	-40° to 50° C (-22° to 122° F)	-20° to 50° C (-4° to 122° F)	-40° to 50° C (-22° to 122° F)
Power input voltage	Power over Ethernet/12V/24V	■/■/■	■/■/■	■/■/■	■/■/■

## IP Video

### Dome Cameras

►FLEXIDOME IP indoor 5000i

►FLEXIDOME IP outdoor 5000i

►FLEXIDOME IP indoor 5000i IR

►FLEXIDOME IP outdoor 5000i IR



■ Available – Not available

Commercial Type Number		NDI-5503-A	NDE-5503-A	NDI-5503-AL	NDE-5503-AL
Video analytics at the edge	Essential Video Analytics	■	■	■	■
	Intelligent Video Analytics	–	–	–	–
Bitrate management	Intelligent Dynamic Noise Reduction	■	■	■	■
	Intelligent streaming	■	■	■	■
	Compression (H.265 / H.264 & MJPEG) / multi-streaming	■/■/4 streams	■/■/4 streams	■/■/4 streams	■/■/4 streams
Basic features	Maximum resolution	5MP	5MP	5MP	5MP
	Image sensor type	1/2.9"	1/2.9"	1/2.9"	1/2.9"
	Max. frames per second (fps)	30 fps@ 5MP	30 fps@ 5MP	30 fps@ 5MP	30 fps@ 5MP
	Indoor / outdoor / in-vehicle	■/-/-	■/■/-	■/-/-	■/■/-
	Day / night	■	■	■	■
	Wide Dynamic Range (WDR)	120dB	120dB	120dB	120dB
	ONVIF conformant	■	■	■	■
	Built-in microphone	■	■	■	■
Advanced features	Intelligent Auto Exposure / Intelligent Defog	■/■	■/■	■/■	■/■
	Privacy masking	■	■	■	■
	Region Of Interest tracking	–	–	–	–
Alarm triggering	Tamper detection / Video motion detection	■	■	■	■
	Built-in video analytics	■	■	■	■
	Audio detection	■	■	■	■
Sensitivity	Minimum illumination day mode (color)	0.24 lux	0.24 lux	0.24 lux	0.24 lux
	Minimum illumination night mode (black/white)	0.03 lux	0.03 lux	0 lux (IR on)	0 lux (IR on)
	Night vision	–	–	■ (infrared)	■ (infrared)
	Max. range at night	–	–	30 m (98 ft)	30 m (98 ft)
Lens	Automatic Back Focus (ABF)	–	–	–	–
	Automatic varifocal	■	■	■	■
	Focal length	3 - 10 mm	3 - 10 mm	3 - 10 mm	3 - 10 mm
	Horizontal Angle of View (HAoV)	26° - 77°	26° - 77°	26° - 77°	26° - 77°
DORI distances	Detect / Observe / Recognize / Identify (Distances according to EN-IEC 62676-4 standard)	59-266/24-106/12-53/6-27	59-266/24-106/12-53/6-27	59-266/24-106/12-53/6-27	59-266/24-106/12-53/6-27
Storage	Memory card slot	■ up to 2 TB	■ up to 2 TB	■ up to 2 TB	■ up to 2 TB
	Cloud application storage	Auto or Alarm JPEG Posting, Video Clips or JPEG Exporting	Auto or Alarm JPEG Posting, Video Clips or JPEG Exporting	Auto or Alarm JPEG Posting, Video Clips or JPEG Exporting	Auto or Alarm JPEG Posting, Video Clips or JPEG Exporting
Connections	Alarm input / output	1/1	1/1	1/1	1/1
	Audio in / out	■/■	■/■	■/■	■/■
	Hybrid / public view monitor	■/■	■/■	■/■	■/■
Housing	Weather rating	–	IP66	–	IP66
	Vandal resistant	IK04	IK10	IK04	IK10
	Operating temperature	-20° to 50° C (-4° to 122° F)	-40° to 50° C (-22° to 122° F)	-20° to 50° C (-4° to 122° F)	-40° to 50° C (-22° to 122° F)
Power input voltage	Power over Ethernet/12V/24V	■/■/■	■/■/■	■/■/■	■/■/■

## IP Video

### Dome Cameras

►FLEXIDOME IP starlight 6000 VR

►FLEXIDOME IP starlight 7000 VR

►FLEXIDOME IP starlight 6000 VR

►FLEXIDOME IP starlight 7000 VR



■ Available – Not available

Commercial Type Number		NIN-63013-Axxx	NIN-73013-Axxx	NIN-63023-Axxx	NIN-73023-Axxx
Video analytics at the edge	Essential Video Analytics	■	–	■	–
	Intelligent Video Analysis	–	■	–	■
Bitrate management	Intelligent Dynamic Noise Reduction	■	■	■	■
	Intelligent streaming	■	■	■	■
Basic features	Compression (H.265 / H.264 & MJPEG) / multi-streaming	–/■/4 streams	–/■/4 streams	–/■/4 streams	–/■/4 streams
	Maximum resolution	720p	720p	1.3MP / 1080p	1.3MP / 1080p
	Image sensor type	1/2.8"	1/2.8"	1/2.8"	1/2.8"
	Max. frames per second (fps)	60fps @ 720p	60 fps@ 720p	60 fps@ 1.3MP / 1080p	60 fps@ 1.3MP / 1080p
	Indoor / outdoor / in-vehicle	■/■/–	■/■/–	■/■/–	■/■/–
	Day / night	■	■	■	■
	Wide Dynamic Range (WDR)	120dB	120dB	120dB	120dB
	ONVIF conformant	■	■	■	■
Advanced features	Built-in microphone	–	–	–	–
	Intelligent Auto Exposure / Intelligent Defog	■/■	■/■	■/■	■/■
	Privacy masking	■	■	■	■
	Region Of Interest tracking	■	■	■	■
	Upright video mode	■	■	■	■
Alarm triggering	Tamper detection / Video motion detection	■/■	■/■	■/■	■/■
	Built-in video analytics	■	■	■	■
	Audio detection	■	■	■	■
Sensitivity	Minimum illumination day mode (color)	0.0075 lux	0.0075 lux	0.0075 lux	0.0075 lux
	Minimum illumination night mode (black / white)	0.0011 lux	0.0011 lux	0.0011 lux	0.0011 lux
	Night vision	■ (starlight)	■ (starlight)	■ (starlight)	■ (starlight)
	Max. range at night	–	–	–	–
Lens	Automatic Back Focus (ABF)	■	■	■	■
	Automatic varifocal	■	■	■	■
	Focal length	3 - 9 mm (A3xx)	3 - 9 mm (A3xx) 10 - 23 mm (A10xx)	3 - 9 mm (A3xx)	3 - 9 mm (A3xx) 10 - 23 mm (A10xx)
	Horizontal Angle of View (HAoV)	59° - 117° (A3xx)	59° - 117° (A3xx) 14.4° - 32° (A10xx)	59° - 117° (A3xx)	59° - 117° (A3xx) 14.4° - 32° (A10xx)
DORI distances	Detect / Observe / Recognize / Identify (Distances in according to EN-IEC 62676-4 standard)	43-122/17-47/9-24/4-12 (A3xx)	43-122/17-47/9-24/4-12 (A3xx) 144-313/56-122/28-62/14-31 (A10xx)	43-122/17-47/9-24/4-12 (A3xx)	43-122/17-47/9-24/4-12 (A3xx) 144-313/56-122/28-62/14-31 (A10xx)
Storage	Memory card slot	■ up to 2 TB	■ up to 2 TB	■ up to 2 TB	■ up to 2 TB
	Cloud application storage	Auto or Alarm JPEG Posting, Video Clips or JPEG Exporting	Auto or Alarm JPEG Posting, Video Clips or JPEG Exporting	Auto or Alarm JPEG Posting, Video Clips or JPEG Exporting	Auto or Alarm JPEG Posting, Video Clips or JPEG Exporting
Connections	Alarm input / output	2/1	2/1	2/1	2/1
	Audio in / out	■/■	■/■	■/■	■/■
	Hybrid / public view monitor	■/■	■/■	■/■	■/■
Housing	Weather rating	IP66 and NEMA type 4X	IP66 and NEMA type 4X	IP66 and NEMA type 4X	IP66 and NEMA type 4X
	Vandal resistant	IK10	IK10	IK10	IK10
	Operating temperature	-30° to 50° C (-22° to 122° F)	-30° to 50° C (-22° to 122° F)	-30° to 50° C (-22° to 122° F)	-30° to 50° C (-22° to 122° F)
Power input voltage	Power over Ethernet/12V/24V	■/■/–	■/■/–	■/■/–	■/■/–

## IP Video

### Dome Cameras

►FLEXIDOME IP starlight 7000 RD



►FLEXIDOME IP 7000 RD



►FLEXIDOME IP dynamic 7000 RD



■ Available – Not available

Commercial Type Number		NDN-733Vxx-xx	NDN-832Vxx-xx	NDN-932Vxx-IP
Video analytics at the edge	Essential Video Analytics	–	–	–
	Intelligent Video Analytics	■ (depends on model)	■ (depends on model)	■
Bitrate management	Intelligent Dynamic Noise Reduction	■	■	■
	Intelligent streaming	■	■	■
Basic features	Compression (H.265 / H.264 & MJPEG) / multi-streaming	–/■/4 streams	–/■/4 streams	–/■/4 streams
	Maximum resolution	HD 720p/1.3 MP (4:3)	HD 1080p	HD 1080p
	Image sensor type	1/3"	1/2.7"	1/3"
	Max. frames per second (fps)	60 fps@ 720p	30 fps@ 1080p	30 fps@ 1080p
	Indoor / outdoor / in-vehicle	■/■/–	■/■/–	■/■/–
	Day / night	■	■	■
	Wide Dynamic Range (WDR)	84dB (model with IAE + 16dB)	76dB (model with IAE + 16dB)	90dB (with IAE + 16dB)
	ONVIF conformant	■	■	■
Advanced features	Built-in microphone	–	–	–
	Intelligent Auto Exposure / Intelligent Defog	■ (depends on model)/■	■ (depends on model)/■	■/■
	Privacy masking	■	■	■
	Region Of Interest tracking	■	■	■
Alarm triggering	Tamper detection / Video motion detection	■/■	■/■	■/■
	Built-in video analytics	■ (depends on model)	■ (depends on model)	■
	Audio detection	■	■	■
Sensitivity	Minimum illumination day mode (color)	0.017 lux	0.22 lux	0.25 lux
	Minimum illumination night mode (black/white)	0.0057 lux	0.05 lux	0.08 lux
	Night vision	■ (starlight)	–	–
	Max. range at night	–	–	–
Lens	Automatic Back Focus (ABF)	■	■	■
	Automatic varifocal	–	–	–
	Focal length	1.8 - 3 mm (V02-xx), 3.8 - 13 mm (V03-xx), 9 - 40 mm (V09-xx)	1.8 - 3 mm (V02-xx), 3.8 - 13 mm (V03-xx), 9 - 40 mm (V09-xx)	1.8 - 3 mm (V02-xx), 3.8 - 13 mm (V03-xx), 9 - 40 mm (V09-xx)
	Horizontal Angle of View (HAoV)	77° - 105° (V02-xx), 21° - 72° (V03-xx), 7.1° - 30° (V09-xx)	87° - 115° (V02-xx), 26° - 87° (V03-xx), 8.5° - 37° (V09-xx)	70°-98° (V02-xx), 19°-63° (V03-xx), 6.2°-26° (V09-xx)
DORI distances	Detect / Observe / Recognize / Identify (Distances according to EN-IEC 62676-4 standard)	20-32/8-13/4-6/2-3 (V02-xx) 35-138/14-55/7-28/4-14 (V03-xx) 96-413/38-164/19-83/10-41 (V09-xx)	16-40/6-16/3-8/2-4 (V02-xx) 27-166/11-66/5-33/3-17 (V03-xx) 77-517/30-205/15-103/8-52 (V09-xx)	22-55/9-22/4-11/2-5 (V02-xx) 42-229/17-91/8-46/4-23 (V03-xx) 111-709/44-281/22-142/11-71 (V09-xx)
Storage	Memory card slot	■ (up to 2 TB)	■ (up to 2 TB)	■ (up to 2 TB)
	Cloud application storage	Auto or Alarm JPEG Posting, Best Face Detection JPEG posting (IVA models only), Video Clips or JPEG Exporting	Auto or Alarm JPEG Posting, Best Face Detection JPEG posting (IVA models only), Video Clips or JPEG Exporting	Auto or Alarm JPEG Posting, Best Face Detection JPEG posting, Video Clips or JPEG Exporting
Connections	Alarm input / output	2/1	2/1	2/1
	Audio in / out	■	■	■
	Hybrid / public view monitor	–/–	–/–	–/–
Housing	Weather rating	IP66 & IP67	IP66 & IP67	IP66 & IP67
	Vandal resistant	Exceeding IK10	Exceeding IK10	Exceeding IK10
	Operating temperature	-50° to 50° C (-58° to 122° F)	-50° to 50° C (-58° to 122° F)	-50° to 50° C (-58° to 122° F)
Power input voltage	Power over Ethernet/12V/24V	■/■/■	■/■/■	■/■/■



## IP Video

### Dome Cameras

►FLEXIDOME IP panoramic 5000 MP   ►FLEXIDOME IP panoramic 5000 MP   ►FLEXIDOME IP panoramic 7000 MP   ►FLEXIDOME IP panoramic 7000 IC



■ Available – Not available

Commercial Type Number		NUC-52051-F0	NUC-52051-F0E	NIN-70122-Fx(A)	NFN-70122-Fx(A)
Video analytics at the edge	Essential Video Analytics	–	–	■ (depending on model)	■ 6000 model
	Intelligent Video Analytics	–	–	■ (depending on model)	■ 7000 model
Bitrate management	Intelligent Dynamic Noise Reduction	■	■	■	■
	Intelligent streaming	■	■	■	■
Basic features	Compression (H.265 / H.264 & MJPEG) / multi-streaming	–/■/4 streams	–/■/4 streams	–/■/4 streams	–/■/4 streams
	Maximum resolution	5MP	5MP	12MP	12MP
	Image sensor type	1/3"	1/3"	1/2.3"	1/2.3"
	Max. frames per second (fps)	15 fps	15 fps	30 fps	30 fps
	Indoor / outdoor / in-vehicle	■/–/–	■/■/–	■/–/–	■/–/–
	Day / night	■ (electronic)	■ (electronic)	■	■
	Wide Dynamic Range (WDR)	81dB	81dB	92dB (with IAE + 16dB)	92dB (with IAE + 16dB)
	ONVIF conformant	■	■	■	■
	Built-in microphone	■	–	■	–
Advanced features	Intelligent Auto Exposure / Intelligent Defog	–/■	–/■	■ (customized region)/■	■ (customized region)/■
	Edge dewarping	–	–	■	■
	Privacy masking	■	■	■	■
	Region Of Interest tracking	–	–	■	■
Alarm triggering	Tamper detection / Video motion detection	■/■	■/■	■/■	■/■
	Built-in video analytics	–	–	■	■
	Audio detection	■	–	■	■
	PTZ Intelligent Tracking	–	–	■	■
Sensitivity	Minimum illumination day mode (color)	0.36 lux	0.36 lux	0.46 lux (F1) 0.55 lux (F0)	0.46 lux (F1) 0.55 lux (F0)
	Minimum illumination night mode (black/white)	0.12 lux	0.12 lux	0.15 lux (F1) 0.18 lux (F0)	0.15 lux (F1) 0.18 lux (F0)
	Night vision	–	–	–	–
	Max. range at night	–	–	–	–
Lens	Focal length	1.19 mm	1.19 mm	1.6 mm (F1) 2.1 mm (F0)	1.6 mm (F1) 2.1 mm (F0)
	Horizontal Angle of View (H AoV)	360°	360°	180° (F1) 360° (F0)	180° (F1) 360° (F0)
DORI distances	Detect / Observe / Recognize / Identify (Distances according to EN-IEC 62676-4 standard)	19/7/4/1	19/7/4/1	19/12/6.5/3.5 (F1) 19/8.5/4.5/2 (F0)	19/12/6.5/3.5 (F1) 19/8.5/4.5/2 (F0)
Storage	Memory card slot	■ MicroSD (up to 2 TB)	■ MicroSD (up to 2 TB)	■ MicroSD (up to 2 TB)	■ MicroSD (up to 2 TB)
	Cloud application storage	Auto or Alarm JPEG Posting, Video Clips or JPEG Exporting	Auto or Alarm JPEG Posting, Video Clips or JPEG Exporting	Auto or Alarm JPEG Posting, Best Face Detection JPEG posting (IVA models only), Video Clips or JPEG Exporting	Auto or Alarm JPEG Posting, Best Face Detection JPEG posting (IVA models only), Video Clips or JPEG Exporting
Connections	Alarm input / output	–	–	–	–
	Audio in / out	–	–	–	–
	Hybrid / public view monitor	–	–	–	–
Housing	Weather rating	–	IP66	–	–
	Vandal resistant	IK4	IK10	IK6	IK6
	Operating temperature	-20° C to +50° C (-4° F to 104° F)	-30° C to +50° C (-22° F to 122° F)	-20° C to +40° C (-4° F to 104° F)	-20° C to +40° C (-4° F to 104° F)
Power input voltage	Power over Ethernet/12V/24V	■/■/–	■/■/–	■/–/–	■/–/–

Table of Contents

## IP Video

### Fixed Cameras

#### ►TINYON IP 2000 HD



#### ►TINYON IP 2000 WI



#### ►TINYON IP 2000 PIR



■ Available – Not available

Commercial Type Number		NPC-20012-F2(-W)	NPC-20012-F2WL(-W)	NPC-20012-F2L(-W)
Video analytics at the edge	Essential Video Analytics	–	–	–
	Intelligent Video Analytics	–	–	–
Bitrate management	Intelligent Dynamic Noise Reduction	■	■	■
	Intelligent streaming	■	■	■
Basic features	Compression (H.265 / H.264 & MJPEG) / multi-streaming	–/■/4 streams	–/■/4 streams	–/■/4 streams
	Maximum resolution	HD 720p	HD 720p	HD 720p
	Image sensor type	1/4"	1/4"	1/4"
	Max. frames per second (fps)	30 fps@ 720p	30 fps@ 720p	30 fps@ 720p
	Indoor / outdoor / in-vehicle	■/–/–	■/–/–	■/–/–
	Day / night	■ (electronic)	■ (electronic)	■ (electronic)
	Wide Dynamic Range (WDR)	76dB	76dB	76dB
	ONVIF conformant	■	■	■
Advanced features	Built-in microphone	■	■	■
	Intelligent Auto Exposure / Intelligent Defog	–/–	–/–	–/–
	Privacy masking	■	■	■
Alarm triggering	Region Of Interest tracking	–	–	–
	Tamper detection / Video motion detection	■/■	■/■	■/■
	Built-in video analytics	–	–	–
	Audio detection	■	■	■
Sensitivity	Passive infrared (PIR) motion detection	–	■	■
	Minimum illumination day mode (color)	1 lux	1 lux 0 lux (with wLED)	1 lux 0 lux (with wLED)
	Minimum illumination night mode (black/white)	–	–	–
	Night vision	–	■ (wLED)	■ (wLED)
	Max. range at night	–	4 m (13 ft)	4 m (13 ft)
Lens	Automatic Back Focus (ABF)	–	–	–
	Automatic varifocal	–	–	–
	Focal length	2.5 mm	2.5 mm	2.5 mm
	Horizontal Angle of View (HAoV)	89°	89°	89°
DORI distances	Detect / Observe / Recognize / Identify (Distances according to EN-IEC 62676-4 standard)	26/10/5/3	26/10/5/3	26/10/5/3
Storage	Memory card slot	■ (up to 2 TB)	–	■ (up to 2 TB)
	Cloud application storage	Auto or Alarm JPEG Posting, Video Clips or JPEG Exporting	Auto or Alarm JPEG Posting, Video Clips or JPEG Exporting	Auto or Alarm JPEG Posting, Video Clips or JPEG Exporting
Connections	Alarm input / output	–/–	■/■	■/■
	Audio in / out	–/– (built-in loudspeaker)	–/– (built-in loudspeaker)	–/– (built-in loudspeaker)
	Hybrid / public view monitor	–/–	–/–	–/–
	Wireless (WPS, IEEE 802, 11b/g/n)	–	■	–
Housing	Weather rating	–	–	–
	Vandal resistant	–	–	–
	Operating temperature	–10° to 50° C (14° to 122° F)	–10° to 40° C (14° to 104° F)	–10° to 45° C (14° to 113° F)
Power input voltage	Power over Ethernet/12V/24V	■/–/–	–/–/–	■/–/–

End of life: 31-03-2018

Last buy date: 30-12-2017

## IP Video

### Fixed Cameras

#### ►DINION IP 4000 HD

#### ►DINION IP 5000 HD

#### ►DINION IP 5000 MP



■ Available – Not available

Commercial Type Number		NBN-40012-xxx	NBN-50022-xxx	NBN-50051-xxx
Video analytics at the edge	Essential Video Analytics	–	–	–
	Intelligent Video Analytics	–	–	–
Bitrate management	Intelligent Dynamic Noise Reduction	■	■	■
	Intelligent streaming	■	■	■
Basic features	Compression (H.265 / H.264 & MJPEG) / multi-streaming	–/■/4 streams	–/■/4 streams	–/■/4 streams
	Maximum resolution	HD 720p/1.3 MP (4:3)	HD 1080p	5MP
	Image sensor type	1/2.7"	1/2.7"	1/3"
	Max. frames per second (fps)	30 fps@ 720p	30 fps@ 1080p	12 fps@ 5MP
	Indoor / outdoor / in-vehicle	■/■ (with housing)/–	■/■ (with housing)/–	■/■ (with housing)/–
	Day / night	■	■	■
	Wide Dynamic Range (WDR)	76dB	76dB	81dB
	ONVIF conformant	■	■	■
	Built-in microphone	■	■	■
	Intelligent Auto Exposure / Intelligent Defog	–/■	–/■	–/–
Advanced features	Privacy masking	■	■	■
	Region Of Interest tracking	–	–	–
	Tamper detection / Video motion detection	■/■	■/■	■/■
Sensitivity	Built-in video analytics	–	–	–
	Audio detection	■	■	■
	Minimum illumination day mode (color)	0.25 lux	0.25 lux	0.35 lux
	Minimum illumination night mode (black/white)	0.05 lux	0.05 lux	0.05 lux
	Night vision	–	–	–
Lens	Max. range at night	–	–	–
	Automatic Back Focus (ABF)	–	–	–
	Automatic varifocal	–	–	–
	Focal length	3.3 - 12 mm (V3)/CS mount	3.3 - 12 mm (V3)/CS mount	3.3 - 12 mm (V3)/CS mount
	Horizontal Angle of View (H AoV)	34° - 110° (V3)	34° - 110° (V3)	25° - 82° (V3)
DORI distances	Detect / Observe / Recognize / Identify (Distances according to EN-IEC 62676-4 standard)	18-84/7-33/4-17/2-8 (V3)	27-125/11-50/5-25/3-13 (V3)	60-234/24-93/12-47/6-23 (V3)
Storage	Memory card slot	■ (up to 2 TB)	■ (up to 2 TB)	■ (up to 2 TB)
	Cloud application storage	Auto or Alarm JPEG Posting, Video Clips or JPEG Exporting	Auto or Alarm JPEG Posting, Video Clips or JPEG Exporting	Auto or Alarm JPEG Posting, Video Clips or JPEG Exporting
Connections	Alarm input / output	1/1	1/1	1/1
	Audio in / out	■/■	■/■	■/■
	Hybrid / public view monitor	■/■	■/■	■/■
Housing	Weather rating	–	–	–
	Vandal resistant	–	–	–
	Operating temperature	-30° to 50° C (-22° to 122° F)	-30° to 50° C (-22° to 122° F)	-30° to 50° C (-22° to 122° F)
Power input voltage	Power over Ethernet/12V/24V	■/■/–	■/■/–	■/■/–

## IP Video

### Fixed Cameras

#### ►DINION IP 5000



#### ►DINION IP 4000i IR



#### ►DINION IP 5000i IR



#### ►DINION IP starlight 6000i IR



■ Available – Not available

Commercial Type Number		NTI-50022-A3S	NBE-4502-AL	NBE-5503-AL	NBE-6502-AL
Video analytics at the edge	Essential Video Analytics	–	■	■	■
	Intelligent Video Analytics	–	–	–	–
Bitrate management	Intelligent Dynamic Noise Reduction	■	■	■	■
	Intelligent streaming	■	■	■	■
Basic features	Compression (H.265 / H.264 & MJPEG) / multi-streaming	–/■/4 streams	■/■/4 streams	■/■/4 streams	■/■/4 streams
	Maximum resolution	HD 1080p	HD 1080p	5MP	HD 1080p
	Image sensor type	1/2.9"	1/2.8"	1/2.9"	1/2.8"
	Max. frames per second (fps)	30 fps@ 1080p	30 fps@ 1080p	30 fps@ 5MP	60 fps@ 1080p
	Indoor / outdoor / in-vehicle	■/■/–	■/■/–	■/■/–	■/■/–
	Day / night	■	■	■	■
	Wide Dynamic Range (WDR)	76dB	85dB	120dB	134dB
	ONVIF conformant	■	■	■	■
	Built-in microphone	–	–	–	–
	Power over Ethernet (PoE)	■	■	■	■
Advanced features	Intelligent Auto Exposure / Intelligent Defog	–/■	–/■	■/■	■/■
	Privacy masking	■	■	■	■
	Region Of Interest tracking	–	■	■	■
Alarm triggering	Tamper detection / Video motion detection	■/■	■/■	■/■	■/■
	Built-in video analytics	–	■	■	■
	Audio detection	■	■	■	■
	Minimum illumination day mode (color)	0.07 lux	0.052 lux	0.369 lux	0.0225 lux
Sensitivity	Minimum illumination night mode (black/white)	0 lux (IR on)	0lux (IR on)	0lux (IR on)	0lux (IR on)
	Night vision	■ (Infrared)	■ (Infrared)	■ (Infrared)	■ (Infrared)
	Max. range at night	30 m (98 ft)	60 m (196 ft)	50 m (164 ft)	60 m (196 ft)
Lens	Automatic Back Focus (ABF)	–	–	–	–
	Automatic varifocal	■	■	■	■
	Focal length	2.7 - 12 mm	2.8 - 12 mm	2.7 - 12 mm	2.8 - 12 mm
	Horizontal Angle of View (H AoV)	32° - 100°	33° - 100°	28° - 95°	33° - 100°
DORI distances	Detect / Observe / Recognize / Identify (Distances according to EN-IEC 62676-4 standard)	32-133/12-53/6-26/3-13	33-130/13-51/6-26/3-13	56-246/22-98/11-49/6-25	33-130/13-51/6-26/3-13
Storage	Memory card slot	■ (up to 2 TB)	■ (up to 2TB)	■ (up to 2TB)	■ (up to 2TB)
	Cloud application storage	Auto or Alarm JPEG Posting, Video Clips or JPEG Exporting	Auto or Alarm JPEG Posting, Video Clips or JPEG Exporting	Auto or Alarm JPEG Posting, Video Clips or JPEG Exporting	Auto or Alarm JPEG Posting, Video Clips or JPEG Exporting
Connections	Alarm input / output	1/1	1 / 1	1 / 1	1 / 1
	Audio in / out	■/■	■/■	■/■	■/■
	Hybrid / public view monitor	■/■	■/■	■/■	■/■
Housing	Weather rating	IP66	IP67	IP67	IP67
	Vandal resistant	IK08	IK10	IK10	IK10
	Operating temperature	-30° to 60° C (-22° to 140° F)	-40° to 60° C (-40° to 140° F)	-40° to 60° C (-40° to 140° F)	-40° to 60° C (-40° to 140° F)
Power input voltage	Power over Ethernet/12V/24V	■/■/■	■/■/■	■/■/■	■/■/■

\* The hybrid functionality offers an easy migration path from legacy CCTV to a modern IP-based system

\*\* The NTI-50022-A3S model has a pre-mounted Surface Mount Box

## IP Video

### Fixed Cameras

►DINION IP starlight 6000 HD



►DINION IP starlight 7000 HD



►DINION IP starlight 6000 HD



►DINION IP starlight 7000 HD



■ Available – Not available

Commercial Type Number		NBN-63013-B **	NBN-73013-BA **	NBN-63023-B **	NBN-73023-BA **
Video analytics at the edge	Essential Video Analytics	■	–	■	–
	Intelligent Video Analysis	–	■	–	■
Bitrate management	Intelligent Dynamic Noise Reduction	■	■	■	■
	Intelligent streaming	■	■	■	■
Basic features	Compression (H.265 / H.264 & MJPEG) / multi-streaming	–/■/4 streams	–/■/4 streams	–/■/4 streams	–/■/4 streams
	Maximum resolution	720p	720p	1.3MP / 1080p	1.3MP / 1080p
	Image sensor type	1/2.8"	1/2.8"	1/2.8"	1/2.8"
	Max. frames per second (fps)	60 fps @ 720p	60 fps @ 720p	60 fps @ 1.3MP / 1080p	60 fps @ 1.3MP / 1080p
	Indoor / outdoor / in-vehicle	■/■(with housing)/–	■/■(with housing)/–	■/■(with housing)/–	■/■(with housing)/–
	Day / night	■	■	■	■
	Wide Dynamic Range (WDR)	120dB	120dB	120dB	120dB
	ONVIF conformant	■	■	■	■
	Built-in microphone	–	–	–	–
	Intelligent Auto Exposure / Intelligent Defog	■/■	■/■	■/■	■/■
Advanced features	Privacy masking	■	■	■	■
	Region Of Interest tracking	■	■	■	■
	Upright video mode	■	■	■	■
	Tamper detection / Video motion detection	■/■	■/■	■/■	■/■
Alarm triggering	Built-in video analytics	■	■	■	■
	Audio detection	■	■	■	■
	Minimum illumination day mode (color)	0.0069 lux	0.0069 lux	0.0069 lux	0.0069 lux
	Minimum illumination night mode (black / white)	0.0008 lux	0.0008 lux	0.0008 lux	0.0008 lux
Sensitivity	Night vision	■ (starlight)	■ (starlight)	■ (starlight)	■ (starlight)
	Max. range at night	–	–	–	–
Lens	Automatic Back Focus (ABF)	■	■	■	■
	Automatic varifocal	–	–	–	–
	Focal length	Lenses available separately C/CS mount 1.8 - 3 mm, 3.8 - 13 mm, 9 - 40 mm	Lenses available separately C/CS mount 1.8 - 3 mm, 3.8 - 13 mm, 9 - 40 mm	Lenses available separately C/CS mount 1.8 - 3 mm, 3.8 - 13 mm, 9 - 40 mm	Lenses available separately C/CS mount 1.8 - 3 mm, 3.8 - 13 mm, 9 - 40 mm
	Horizontal Angle of View (HAoV)	depending on optional lens	depending on optional lens	depending on optional lens	depending on optional lens
DORI distances	Detect / Observe / Recognize / Identify (Distances in according to EN-IEC 62676-4 standard)	depending on optional lens	depending on optional lens	depending on optional lens	depending on optional lens
Storage	Memory card slot	■ up to 2 TB	■ up to 2 TB	■ up to 2 TB	■ up to 2 TB
	Cloud application storage	Auto or Alarm JPEG Posting, Video Clips or JPEG Exporting	Auto or Alarm JPEG Posting, Video Clips or JPEG Exporting	Auto or Alarm JPEG Posting, Video Clips or JPEG Exporting	Auto or Alarm JPEG Posting, Video Clips or JPEG Exporting
Connections	Alarm input / output	2/1	2/1	2/1	2/1
	Audio in / out	■/■	■/■	■/■	■/■
	Hybrid / public view monitor	■/■	■/■	■/■	■/■
Housing	Weather rating	depending on optional housing	depending on optional housing	depending on optional housing	depending on optional housing
	Vandal resistant	depending on optional housing	depending on optional housing	depending on optional housing	depending on optional housing
	Operating temperature	-30° to 50° C (-22° to 122° F)	-30° to 50° C (-22° to 122° F)	-30° to 50° C (-22° to 122° F)	-30° to 50° C (-22° to 122° F)
Power input voltage	Power over Ethernet/12V/24V	■/■/–	■/■/–	■/■/–	■/■/–

\*\*Lens not included

## IP Video

### Fixed Cameras

#### ►DINION IP starlight 8000 MP

#### ►DINION IP ultra 8000 MP



■ Available – Not available

Commercial Type Number		NBN-80052-BA	NBN-80122-CA
Video analytics at the edge	Essential Video Analytics	–	–
	Intelligent Video Analytics	■	■
Bitrate management	Intelligent Dynamic Noise Reduction	■	■
	Intelligent streaming	■	■
Basic features	Compression (H.265 / H.264 & MJPEG) / multi-streaming	–/■/4 streams	–/■/4 streams
	Maximum resolution	5 MP (16:9)/5.5 MP (4:3)	12 MP (4:3)/UHD (16:9)
	Image sensor type	1/1.8"	1/2.3"
	Max. frames per second (fps)	30 fps@ 5 MP	20 fps@ 12MP, 30 fps@ UHD
	Indoor / outdoor / in-vehicle	■/■ (with housing)/–	■/■ (with housing)/–
	Day / night	■	■
	Wide Dynamic Range (WDR)	97dB (5MP)/105dB (1080p) (with IAE + 16dB)	92dB (with IAE + 16dB)
	ONVIF conformant	■	■
	Built-in microphone	–	–
	Power over Ethernet (PoE)	■	■
Advanced features	Intelligent Auto Exposure / Intelligent Defog	■/–	■/–
	Privacy masking	■	■
	Region Of Interest tracking	■	■
Alarm triggering	Tamper detection / Video motion detection	■/■	■/■
	Built-in video analytics	■	■
	Audio detection	■	■
Sensitivity	Minimum illumination day mode (color)	0.0121 lux (5 MP) 0.0083 lux (1080p)	0.11 lux (CA)
	Minimum illumination night mode (black/white)	0.004 lux (5 MP) 0.0028 lux (1080p)	0.037 lux (CA)
	Night vision	■ (starlight)	–
	Max. range at night	–	–
Lens	Automatic Back Focus (ABF)	■	–/■(CA)
	Automatic varifocal	–	–
	Focal length	C/CS mount	C/CS mount (CA) - 35/50/75 P-iris lens 4-13 mm
	Horizontal Angle of View (HAoV)	Depending on optional lens	C/CS mount (CA) - 35/50/75 P-iris len: Wide: 86x48°; Tele: 27x15°
DORI distances	Detect / Observe / Recognize / Identify (Distances according to EN-IEC 62676-4 standard)	Depending on optional lens	Depending on optional lens (CA)
Storage	Memory card slot	■ (up to 2 TB)	■ (up to 2 TB)
	Cloud application storage	Auto or Alarm JPEG Posting, Best Face Detection JPEG posting (IVA models only), Video Clips or JPEG Exporting	Auto or Alarm JPEG Posting, Best Face Detection JPEG posting (IVA models only), Video Clips or JPEG Exporting
Connections	Alarm input / output	2/1	2/1
	Audio in / out	■/■	■/■
	Hybrid / public view monitor	■/■	–/–
Housing	Weather rating	–	–
	Vandal resistant	–	–
	Operating temperature	–20° to 50° C (–4° to 122° F)	–20° to 50° C (–4° to 122° F)
Power input voltage	Power over Ethernet/12V/24V	■/■/–	■/■/–

## IP Video Specialty Cameras

►DINION IP capture 5000



►DINION IP imager 9000 HD



►FLEXIDOME IP corner 9000 MP



■ Available – Not available

Commercial Type Number		NER-L2Rx-1	NAI-90022-AAA	NCN-90022-F1
Video analytics at the edge	Essential Video Analytics	–	–	–
	Intelligent Video Analytics	–	■	–
Bitrate management	Intelligent Dynamic Noise Reduction	–	■	■
	Intelligent streaming	■	■	■
Basic features	Compression (H.265 / H.264 & MJPEG) / multi-streaming	–/■/4 streams	–/■/4 streams	–/■/4 streams
	Maximum resolution	576p	HD 1080p	1080p
	Image sensor type	1/3"	1/2.7"	1/2.7"
	Max. frames per second (fps)	30 fps@ 576p	30 fps@ 1080p	30 fps@ 1080p
	Indoor / outdoor / in-vehicle	–/■/–	–/■/–	■/–/–
	Day / night	■	■	■
	Wide Dynamic Range (WDR)	120dB	76dB (with IAE +16dB)	76dB
	ONVIF conformant	■	■	■
Advanced features	Built-in microphone	–	–	–
	Intelligent Auto Exposure / Intelligent Defog	–/–	■/–	–/–
	Privacy masking	–	■	■
Alarm triggering	Region Of Interest tracking	–	■	–
	Tamper detection / Video motion detection	■/■	■/■	■/■
	Built-in video analytics	–	■	–
Sensitivity	Audio detection	–	■	■
	Minimum illumination day mode (color)	–	0.4 lux	0.3 lux
	Minimum illumination night mode (black/white)	0 lux (IR on)	0 lux (IR on)	0 lux (IR on)
	Night vision	■ (infrared)	■ (infrared)	■ (infrared)
Lens	Max. range at night	28 m (92 ft)	120 m (394 ft)	9 m (30 ft)
	Automatic Back Focus (ABF)	–	■	–
	Automatic varifocal	–	■	–
	Focal length	5 - 50 mm varifocal (calibrated to optimal capture distance)	10 - 23 mm	2 mm
DORI distances	Horizontal Angle of View (HAoV)	5.3° - 31.9°	14.8° - 34°	121°
	Detect / Observe / Recognize / Identify (Distances according to EN-IEC 62676-4 standard)	–	126-296/50-117/25-59/13-30	20/8/4/2
Storage	Memory card slot	■ (up to 2 TB)	■ (up to 2 TB)	■ (up to 2 TB)
	Cloud application storage	Auto or Alarm JPEG Posting, Video Clips or JPEG Exporting	Auto or Alarm JPEG Posting, Best Face Detection JPEG posting, Video Clips or JPEG Exporting	Auto or Alarm JPEG Posting, Video Clips or JPEG Exporting
Connections	Alarm input / output	–/–	1/1	1/1
	Audio in / out	–/–	■/■	■/■
	Hybrid / public view monitor	–/–	■/■	–/–
Housing	Weather rating	IP67	IP66	IP65
	Vandal resistant	–	IK10	IK10
	Operating temperature	–40° to 50° C (–40° to 122° F)	–40° to 50° C (–40° to 122° F)	–10° to 50° C (14° to 122° F)
Power input voltage	Power over Ethernet/12V/24V	■/■/■	■ (HiPoE)/■/■	■/■/■



## IP Video Specialty Cameras

►DINION IP thermal 8000



QVGA

►DINION IP thermal 8000



VGA

■ Available – Not available

Commercial Type Number		NHT-8000-F	NHT-8001-F
Video analytics at the edge	Essential Video Analytics	–	–
	Intelligent Video Analytics	■	■
Bitrate management	Intelligent Dynamic Noise Reduction	–	–
	Intelligent streaming	■	■
Basic features	Compression (H.265 / H.264 & MJPEG) / multi-streaming	–/■/4 streams	–/■/4 streams
	Maximum resolution	QVGA	VGA
	Image sensor type	Un-cooled vanadium oxide microbolometer	Un-cooled vanadium oxide microbolometer
	Max. frames per second (fps)	9 fps (-FxxQS) or 60 fps (-FxxQF)	9 fps (-FxxVS) or 30 fps (-FxxVF)
	Indoor / outdoor / in-vehicle	■/■/–	■/■/–
	Day / night	–	–
	Wide Dynamic Range (WDR)	–	–
	ONVIF conformant	■	■
Advanced features	Built-in microphone	–	–
	Intelligent Auto Exposure / Intelligent Defog	–/–	–/–
	Privacy masking	Eight independent areas, fully programmable	Eight independent areas, fully programmable
	Region Of Interest tracking	–	–
Alarm triggering	Tamper detection / Video motion detection	■/■	■/■
	Built-in video analytics	■	■
	Audio detection	■	■
Sensitivity	Minimum illumination day mode (color)	–	–
	Minimum illumination night mode (black/white)	0 lux	0 lux
	Night vision	■ (thermal)	■ (thermal)
	Max. range at night	–	–
Lens	Automatic Back Focus (ABF)	–	–
	Automatic varifocal	–	–
	Focal length	7.5 mm (-F07Qx), 19 mm (-F19Qx)	9 mm (-F09Vx), 16.7 mm (-F17Vx), 35 mm (-F35Vx), 65 mm (-F65Vx)
	Horizontal Angle of View (H AoV)	7.5 mm: 41.8°, 19 mm: 16°	9 mm: 70°, 16.7 mm: 37.5°, 35 mm: 17.6°, 65 mm: 9.6°
DRI distances	Detection / Recognition / Identification	7.5 mm:	9 mm:
		140 m (459 ft) / 35 m (115 ft) / 18 m (59 ft)	155 m (509 ft) / 40 m (131 ft) / 20 m (66 ft)
		19 mm:	16.7 mm:
		380 m (1247 ft) / 95 m (312 ft) / 48 m (157 ft)	315 m (1033 ft) / 80 m (262 ft) / 40 m (131 ft)
Storage	Memory card slot	■ (up to 2TB)	■ (up to 2TB)
	Cloud application storage	Auto or Alarm JPEG Posting (FTP only)	Auto or Alarm JPEG Posting (FTP only)
Connections	Alarm input / output	2/1	2/1
	Audio in / out	■/■	■/■
	Hybrid / public view monitor	■	■
Housing	Weather rating	IP66	IP66
	Vandal resistant	–	–
	Operating temperature	-50° to 55° C (-58° to 131° F)	-50° to 55° C (-58° to 131° F)
Power input voltage	Power over Ethernet/12V/24V	–/–/■	–/–/■

## IP Video

### Moving Cameras

#### ►AUTODOME IP 4000i



#### ►AUTODOME IP 5000i



#### ►AUTODOME IP 5000i IR



■ Available – Not available

Commercial Type Number		NDP-4502-Z12	NDP-4502-Z12C	NDP-5502-Z30	NDP-5502-Z30C	NDP-5502-Z30L
Video analytics at the edge	Essential Video Analytics	■	■	■	■	■
	Intelligent Video Analytics	-	-	-	-	-
Bitrate management	Intelligent Dynamic Noise Reduction	■	■	■	■	■
	Intelligent streaming	■	■	■	■	■
Basic features	Compression (H.265 / H.264 & MJPEG) /multi-streaming	■/■/4 streams	■/■/4 streams	■/■/4 streams	■/■/4 streams	■/■/4 streams
	Maximum resolution	HD 1080p	HD 1080p	HD 1080p	HD 1080p	HD 1080p
	Image sensor type	1/2.8" CMOS	1/2.8" CMOS	1/2.8" CMOS	1/2.8" CMOS	1/2.8" CMOS
	Max. frames per second (fps)	60 fps@ 1080p	60 fps@ 1080p	60 fps@ 1080p	60 fps@ 1080p	60 fps@ 1080p
	Indoor / outdoor / in-vehicle	■/-/-	■/-/-	■/■/-	■/-/-	■/■/-
	Day / night	■	■	■	■	■
	Wide Dynamic Range (WDR)	94dB	94dB	94dB	94dB	94dB
	ONVIF conformant	■	■	■	■	■
	Built-in microphone	-	-	-	-	-
	Intelligent Auto Exposure / Intelligent Defog	-/■	-/■	-/■	-/■	-/■
Advanced features	Privacy masking	■	■	■	■	■
	Nbr of presets/guard tours	256/2	256/2	256/2	256/2	256/2
	Wiper	-	-	-	-	-
	Alarm triggering	■/■	■/■	■/■	■/■	■/■
Alarm triggering	Tamper detection / Video motion detection	■/■	■/■	■/■	■/■	■/■
	Built-in video analytics	■	■	■	■	■
	Audio detection	■	■	■	■	■
	PTZ Intelligent Tracking	-	-	-	-	-
Sensitivity	Minimum illumination day mode (color)	0.05 lux	0.05 lux	0.05 lux	0.05 lux	0.05 lux
	Minimum illumination night mode (black/white)	0.01 lux	0.01 lux	0.01 lux	0.01 lux	0 lux (IR on)
	Night vision	-	-	-	-	■ (infrared)
	Max. range at night	-	-	-	-	180m (590 ft)
Lens	Focal length	5.3 - 64 mm	5.3 - 64 mm	4.5 - 135 mm	4.5 - 135 mm	4.5 - 135 mm
	Horizontal Angle of View (HAoV)	4.9° to 58.5°	4.9° to 58.5°	2.4° to 60.9°	2.4° to 60.9°	2.4° to 60.9°
	PTZ Zoom optical/digital	12x/16x	12x/16x	30x/16x	30x/16x	30x/16x
	Tilt angle	-90° to 0°	-90° to 0°	-90° to 0°	-90° to 0°	-90° to 3°
DORI distances	Detect / Observe / Recognize / Identify (Distances according to EN-IEC 62676-4 standard)	69-897/27-356/14-179/7-90	69-897/27-356/14-179/7-90	65-1833/26-727/13-367/7-183	65-1833/26-727/13-367/7-183	65-1833/26-727/13-367/7-183
Storage	Memory card slot	■ (up to 2 TB)	■ (up to 2 TB)	■ (up to 2 TB)	■ (up to 2 TB)	■ (up to 2 TB)
	Cloud application storage	Auto or Alarm JPEG Posting, Video Clips or JPEG Exporting	Auto or Alarm JPEG Posting, Video Clips or JPEG Exporting	Auto or Alarm JPEG Posting, Video Clips or JPEG Exporting	Auto or Alarm JPEG Posting, Video Clips or JPEG Exporting	Auto or Alarm JPEG Posting, Video Clips or JPEG Exporting
Connections	Alarm input / output	2/1	2/1	2/1	2/1	2/1
	Audio in / out	■/■	■/■	■/■	■/■	■/■
	Hybrid / public view monitor	-/-	-/-	-/-	-/-	-/-
Housing	Weather rating	IP65	IP51	IP66	IP51	IP66
	Vandal resistant	IK10	IK6	IK10	IK6	-
	Operating temperature	-10° to 55° C (14° to 131° F)	-10° to 55° C (14° to 131° F)	-40° to 60° C (-40° to 140° F)	-10° to 60° C (14° to 140° F)	-40° to 60° C (-40° to 140° F)
Power input voltage	Power over Ethernet/12V/24V	■ (PoE+)/-/■	■ (PoE+)/-/■	■ (PoE+)/-/■	■ (PoE+)/-/■	■ (PoE+)/-/■

## IP Video

### Moving Cameras

#### ►AUTODOME IP 7000



#### ►AUTODOME IP 7000 HD



■ Available – Not available

Commercial Type Number		VG5-7028/7036	VG5-7220
Video analytics at the edge	Essential Video Analytics	–	–
	Intelligent Video Analytics	■	■
Bitrate management	Intelligent Dynamic Noise Reduction	–	–
	Intelligent streaming	■	■
Basic features	Compression (H.265 / H.264 & MJPEG) / multi-streaming	–/■/4 streams	–/■/4 streams
	Maximum resolution	4CIF	HD 1080p
	Image sensor type	1/4" CCD	1/2.8"
	Max. frames per second (fps)	30 fps@ 576p	60 fps@ 720p 30 fps@ 1080p
	Indoor / outdoor / in-vehicle	■/■/–	■/■/–
	Day / night	■	■
	Wide Dynamic Range (WDR)	92dB	86dB
	ONVIF conformant	■	■
	Built-in microphone	–	–
	Intelligent Auto Exposure / Intelligent Defog	–/–	–/–
Advanced features	Privacy masking	■	■
	Nbr of presets/guard tours	256/2	256/2
	Wiper	–	–
	Intelligent Tracking	■	■
	Tamper detection / Video motion detection	■/■	■/■
Alarm triggering	Built-in video analytics	■	■
	Audio detection	■	■
	PTZ Intelligent Tracking	■	■
	Minimum illumination day mode (color)	0.66 lux (36x) 0.33 lux (28x)	0.06 lux
Sensitivity	Minimum illumination night mode (black/white)	0.104 lux (36x) 0.066 lux (28x)	0.033 lux
	Night vision	–	–
	Max. range at night	–	–
	Focal length	3.4 - 122.4 mm (x36) 3.5 - 98 mm (x28)	4.9 - 94 mm
Lens	Horizontal Angle of View (H AoV)	28x : 2.13 to 54.98 36x : 1.7 to 56.35	3.3 to 59.5
	PTZ Zoom optical/digital	36x or 28x/12x	20x/12x
	Tilt angle	-90° to 14° (pendant)	-90° to 14° (pendant)
	DORI distances	27-757/11-301/5-151/3-76 (28x) 26-949/10-377/5-190/3-95 (36x)	75-1517/30-602/15-303/8-152
Storage	Memory card slot	■ (up to 2 TB)	■ (up to 2 TB)
	Cloud application storage	Auto or Alarm JPEG Posting, Video Clips or JPEG Exporting	Auto or Alarm JPEG Posting, Video Clips or JPEG Exporting
Connections	Alarm input / output	7/4	7/4
	Audio in / out	■/■	■/■
	Hybrid / public view monitor	–/–	–/–
Housing	Weather rating	IP66 (pendant)/IP54 (in-ceiling)	IP66 (pendant)/IP54 (in-ceiling)
	Vandal resistant	IK08 (with rugged bubble)	IK10 (with rugged bubble)
	Operating temperature	-40° to 55° C (-40° F to 131° F)	-40° to 55° C (-40° F to 131° F)
Power input voltage	Power over Ethernet/12V/24V	■ (HiPoE)/–/■	■ (HiPoE)/–/■

## IP Video

### Moving Cameras

#### ►AUTODOME IP starlight 7000 HD



#### ►AUTODOME IP starlight 7000 HD



■ Available – Not available

Commercial Type Number		VG5-7130	VG5-7230
Video analytics at the edge	Essential Video Analytics	–	–
	Intelligent Video Analytics	■	■
Bitrate management	Intelligent Dynamic Noise Reduction	■	■
	Intelligent streaming	■	■
Basic features	Compression (H.265 / H.264 & MJPEG) / multi-streaming	–/■/4 streams	–/■/4 streams
	Maximum resolution	HD 720p	HD 1080p
	Image sensor type	1/3" CMOS	1/2.8"
	Max. frames per second (fps)	60 fps@ 720p	60 fps@ 720p 30 fps@ 1080p
	Indoor / outdoor / in-vehicle	■/■/–	■/■/–
	Day / night	■	■
	Wide Dynamic Range (WDR)	90dB	120dB
	ONVIF conformant	■	■
Advanced features	Built-in microphone	–	–
	Intelligent Auto Exposure / Intelligent Defog	–/■	–/■
	Privacy masking	■	■
	Nbr of presets/guard tours	256/2	256/2
	Wiper	–	–
	Intelligent Tracking	■	■
	Alarm triggering	■/■	■/■
	Tamper detection / Video motion detection	■/■	■/■
Sensitivity	Built-in video analytics	■	■
	Audio detection	■	■
	PTZ Intelligent Tracking	■	■
	Minimum illumination day mode (color)	0.052 lux	0.0077 lux
	Minimum illumination night mode (black/white)	0.0103 lux	0.0008 lux
Lens	Night vision	■ (starlight)	■ (starlight)
	Max. range at night	–	–
	Focal length	4.3 - 129 mm	4.3 - 129 mm
DORI distances	Horizontal Angle of View (HAoV)	2.3° to 59°	2.3° to 63.7°
	PTZ Zoom optical/digital	30x/12x	30x/12x
	Tilt angle	-90° to 14° (pendant)	-90° to 14° (pendant)
	Detect / Observe / Recognize / Identify (Distances according to EN-IEC 62676-4 standard)	45-1275/18-506/9-255/5-128	62-1913/25-759/12-383/6-191
Storage	Memory card slot	■ (up to 2 TB)	■ (up to 2 TB)
	Cloud application storage	Auto or Alarm JPEG Posting, Video Clips or JPEG Exporting	Auto or Alarm JPEG Posting, Video Clips or JPEG Exporting
Connections	Alarm input / output	7/4	7/4
	Audio in / out	■/■	■/■
	Hybrid / public view monitor	–/–	–/–
Housing	Weather rating	IP66 (pendant)/IP54 (in-ceiling)	IP66 (pendant)/IP54 (in-ceiling)
	Vandal resistant	IK10 (with rugged bubble)	IK10 (with rugged bubble)
	Operating temperature	-40° to 55° C (-40° F to 131° F)	-40° to 55° C (-40° F to 131° F)
Power input voltage	Power over Ethernet/12V/24V	■ (HiPoE)/–/■	■ (HiPoE)/–/■

## IP Video

### Moving Cameras

## ►MIC IP starlight 7000 HD



## ►MIC IP starlight 7000 HD



## ►MIC IP starlight 7000i



■ Available – Not available

Commercial Type Number		MIC-7130-Px4xx	MIC-7230-x5	MIC7502-Z30x
Video analytics at the edge	Essential Video Analytics	–	–	–
	Intelligent Video Analytics	■	■	■
Bitrate management	Intelligent Dynamic Noise Reduction	■	■	■
	Intelligent streaming	■	■	■
	Compression (H.265 / H.264 & MJPEG) / multi-streaming	–/■/4 streams	–/■/4 streams	■/■/4 streams
Basic features	Maximum resolution	HD 720p	HD 1080p	HD 1080p
	Image sensor type	1/3"	1/2.8"	1/2.8"
	Max. frames per second (fps)	60 fps@ 720p	60 fps@ 720p 30 fps@ 1080p	60 fps@ 1080p
	Indoor / outdoor / in-vehicle	–/■/–	–/■/–	–/■/–
Advanced features	Day / night	■	■	■
	Wide Dynamic Range (WDR)	90dB	120dB	120dB
	ONVIF conformant	■	■	■
	Intelligent Auto Exposure / Intelligent Defog	–/■	–/■	–/■
	Privacy masking	■	■	■
	Nbr of presets/guard tours	256/2	256/2	256/2
	Wiper	■	■	■
	Intelligent Tracking	■	■	■
Alarm triggering	Tamper detection / Video motion detection	■/■	■/■	■/■
	Built-in video analytics	■	■	■
	Audio detection	■ (with VJC-7000-90)	■ (with VJC-7000-90)	■ (with VJC-7000-90)
	PTZ Intelligent Tracking	■	■	■
Sensitivity	Minimum illumination day mode (color)	0.052 lux	0.0077 lux	0.0077 lux
	Minimum illumination night mode (black/white)	0.0103 lux	0.0008 lux	0.0008 lux
	Night vision	■ (optional illuminator)	■ (optional illuminator)	■ (optional illuminator)
	Max. range at night	175 m (575 ft)	300 m (984 ft)	450 m (1476 ft)
Lens	Focal length	4.3 - 129 mm	4.3 - 129 mm	4.3 - 129 mm
	Horizontal Angle of View (H AoV)	2.1° to 58.3°	2.3° to 63.7°	2.3° to 63.7°
	PTZ Zoom optical/digital	30x/12x	30x/12x	30x/12x
	Tilt angle	-58° to 90° (upright), -90° to 90° (canted)	-58° to 90° (upright), -90° to 90° (canted)	-58° to 90° (upright), -90° to 90° (canted)
DORI distances	Detect / Observe / Recognize / Identify (Distances according to EN-IEC 62676-4 standard)	45-1396/18-554/9-279/4-139	62-1913/25-759/12-383/6-191	62-1913/25-759/12-383/6-191
Storage	Memory card slot	■ (up to 32 GB) (with VJC-7000-90)	■ (up to 32 GB) (with VJC-7000-90)	■ (up to 32 GB) (with VJC-7000-90)
	Cloud application storage	Auto or Alarm JPEG Posting, Video Clips or JPEG Exporting	Auto or Alarm JPEG Posting, Video Clips or JPEG Exporting	Auto or Alarm JPEG Posting, Video Clips or JPEG Exporting
Connections	Alarm input / output	5/3 (with MIC-ALM-WAS-24)	5/3 (with MIC-ALM-WAS-24)	5/3 (with MIC-ALM-WAS-24)
	Audio in / out	■/– (with VJC-7000-90)	■/– (with VJC-7000-90)	■/– (with VJC-7000-90)
	Hybrid / public view monitor	■ (with external decoder)/–	■ (with external decoder)/–	■ (with external decoder)/–
Housing	Weather rating	IP68	IP68	IP68
	Vandal resistant	IK10	IK10	IK10
	Operating temperature	-40° to 60° C (-40° to 140° F)	-40° to 60° C (-40° to 140° F)	-40° to 65° C (-40° F to 149° F)
Power input voltage	Power over Ethernet/12V/24V	■ (PoE++)/–/■	■ (PoE++)/–/■	■ (PoE++)/–/■

## IP Video

### Moving Cameras

## ►MIC 612



## ►MIC IP fusion 9000i



■ Available – Not available

Commercial Type Number		MIC612 **	MIC-9502-Z30xxx
Video analytics at the edge	Essential Video Analytics	–	–
	Intelligent Video Analytics	■	■ (Thermal and Optical)
Bitrate management	Intelligent Dynamic Noise Reduction	–	■
	Intelligent streaming	–	■
	Compression (H.265 / H.264 & MJPEG) / multi-streaming	■/4 streams	■/4 streams (optical + thermal)
Basic features	Maximum resolution	550 TVL (optical) / 320/640 (thermal)	HD 1080p (optical) / 320/640 pixel (thermal)
	Image sensor type	1/4" CCD/FPA	1/2 8" CMPS (optical) / Un-cooled microbolometer (thermal)
	Max. frames per second (fps)	30 fps@ 576p	60 fps@ 1080p (optical) <9/30 fps w/640 pixel (thermal) <9/60 fps w/320 pixel (thermal)
	Indoor / outdoor / in-vehicle	–/■/–	–/■/–
	Day / night	■ (optical)	■ (optical)
	Wide Dynamic Range (WDR)	–	120dB
	ONVIF conformant	■	■
	Intelligent Auto Exposure / Intelligent Defog	–/–	–/■
	Privacy masking	■	■
	Nbr of presets/guard tours	99/2	256/2
Alarm triggering	Wiper	■	■
	Tamper detection / Video motion detection	■/■	■/■
	Built-in video analytics	■	■
	Audio detection	–	■
Sensitivity	PTZ Intelligent Tracking	–	■
	Minimum illumination day mode (color)	0.66 lux (optical) N.A. (thermal)	0.0077 lux (optical) N.A. (thermal)
	Minimum illumination night mode (black/white)	0.104 lux (optical) 0 lux (thermal)	0.0008 lux (optical) 0 lux (thermal)
	Night vision	■ (thermal)	■ (thermal)
	Max. range at night	1500 m (4922 ft)	300 m (971 ft) (optical) 1540m (5050 ft) w/320 pixel (thermal) 3550m (11,600 ft) w/640 pixel (thermal)
Lens	Focal length	3.4 - 122.4 mm (optical), 35 mm (thermal T models) 50 mm (thermal H models)	4.3 - 129 mm (optical), 19 mm w/320 pixel (thermal) 50 mm w/640 pixel (thermal)
	Horizontal Angle of View (H AoV)	1.7° to 57.8°	2.3° to 63.7° (optical) 16° w/320 pixel, 12.4° w/640 pixel (thermal)
	PTZ Zoom optical/digital	36x/12x	30x/12x
	Tilt angle	-58° to 90°	-56° tp +90° (upright), -90° to +56° (inverted)
DORI distances	Detect / Observe / Recognize / Identify (Distances according to EN-IEC 62676-4 standard)	26-949/10-377/5-190/3-95 (optical)	62-1913/25-765/12-383/6-191
Storage	Memory card slot	■ (up to 32 GB)	■ (embedded)
	Cloud application storage	Auto or Alarm JPEG Posting, Video Clips or JPEG Exporting	Auto or Alarm JPEG Posting, Video Clips or JPEG Exporting
Connections	Alarm input / output	8/2 (optional card)	5/3 (with MIC-ALM-WAS-24)
	Audio in / out	■/■	■/■
	Hybrid / public view monitor	■/–	–
Housing	Weather rating	IP68	IP68
	Vandal resistant	IK10	IK10
	Operating temperature	-40° to 60° C (-40° F to 140° F)	-40° to 65° C (-40° F to 149° F)
Power input voltage	Power over Ethernet/12V/24V	Note: External MIC power supply models accept 230VAC, 120VAC, or 24VAC	■ (HiPoE)/–/■

\*\* IP features are possible when using optional MIC-IP-PSU Power Supply

## IP Video

### Digital Recording

■ Available – Not available

#### All-in-one solution

##### ►DIVAR IP 3000



##### ►DIVAR IP 7000 2U



##### ►DIVAR IP 7000 3U



Commercial Type Number		DIP-304x-xxx	DIP-718x-xxx	DIP-71Fx-xxx
Basic functions	Max. system size (channels)	32	128 (standard 32)	128 (standard 32)
	Integrated video management	■	■	■
	RAID Level	–	RAID-5, RAID-6	RAID-5, RAID-6
	Supported resolutions	CIF/2CIF/4CIF/720p/1080p/5MP	CIF/2CIF/4CIF/720p/1080p/5MP/UHD	CIF/2CIF/4CIF/720p/1080p/5MP/UHD
	Video compression	H.264, MPEG-4, ONVIF, RTSP, JPEG	H.264, MPEG-4, ONVIF, RTSP, JPEG	H.264, MPEG-4, ONVIF, RTSP, JPEG
	Transcoding	■	■	■
	ONVIF	■	■	■
Mechanical	Form factor	4-bay Mini-Tower	2U 19-inch Rack Mount	3U 19-inch Rack Mount
	Network connections (LAN)	1x Gigabit Ethernet	2x Gigabit Ethernet, 1x 100Mbit (Mgmt)	2x Gigabit Ethernet, 1x 100Mbit (Mgmt)
	USB ports	4x USB 2.0/1x USB 3.0	4x USB 2.0, 2x USB 3.0	4x USB 2.0, 2x USB 3.0
	Number of power supplies	1	2	2
	Power supplies hot swappable	–	■	■
Video output	Connector type	1 DVI, 1 VGA	4x mini-DP	4x mini-DP
	Monitor output	2	4x via local mini-DP	4x via local mini-DP
Audio	In/out channels	32 (audio playback via remote station only)	128	128
	Compression type	G.726	G.726	G.726
	Synchronous audio	■	■	■
	Associate multiple cameras to 1 Audio	■	■	■
	Video Recording Manager (VRM)	■	■	■
Recording	Schedule recording modes	■	■	■
	Max. drives supported	4	8	16
Storage options	Available capacities per drive	2, 3, 4 or 6 TB	3, 4, 6 or 8 TB	3, 4, 6 or 8 TB
	Base system capacity TB	0, 4, 8, 16 or 24 TB	0, 12, 16, 24, 32, 48 or 64 TB	0, 48, 64, 96 or 128 TB
	Max. Base system capacity TB	24 TB	64 TB	128 TB
	Full system capacity TB	24 TB	576 TB	640 TB
	Extenable/external support	iSCSI	iSCSI	iSCSI
	Max. number of units	2x DIVAR IP 2000 or DIVAR IP 5000	4x DIVAR IP 6000	4x DIVAR IP 6000
Storage extentions	Maximum drives supported	4	4, 6 or 8	16
	Available capacities per drive	2, 3, 4 or 6 TB	3, 4, 6 or 8 TB	3, 4, 6 or 8 TB
	Hot swappable	–	■	■
	Data format	native, MOV, ASF	native, MOV, ASF	native, MOV, ASF
Export/back-up of data	Built-in DVD writer	–	■	■
	Supported devices	External CD/DVD Writer, USB 2.0, USB 3.0, iSCSI	USB 2.0, USB 3.0, iSCSI, internal CD/DVD Writer	USB 2.0, USB 3.0, iSCSI, internal CD/DVD Writer
	Back-up mode	Manual or Automatic	Manual or Automatic	Manual or Automatic

Table continued on the next page



# IP Video

## Digital Recording

### All-in-one solution

#### ►DIVAR IP 3000



#### ►DIVAR IP 7000 2U



#### ►DIVAR IP 7000 3U



■ Available – Not available

Commercial Type Number		DIP-304x-xxx	DIP-718x-xxx	DIP-71Fx-xxx
Redundancy	Power suply redundancy	–	■	■
	Hot swappable HDD	–	■	■
Software options	PTZ control	■	■	■
	CCTV keyboard support	■	■	■
	Admin control	■	■	■
	Export options	■	■	■
Remote access	Mobile device (smart phone/tablet)	■ Video security app	■ Video security app	■ Video security app
	Network	10/100/1000 Ethernet	10/100/1000 Ethernet	10/100/1000 Ethernet
	Web browser access	■	■	■
	Simultaneous accessible users	–	4	4
Advanced features support	Forensic search support (metadata)	■	■	■
	Webclient	■	■	■
Supported software	Bosch Video Client	■ (v1.5 or newer)	■ (v1.5 or newer)	■ (v1.5 or newer)
	Bosch Video Management System	■ (v4.50 or newer)	■ (v6.0 or newer)	■ (v6.0 or newer)
	3rd Party software	–	–	–
3rd party integration tools	Optional ATM/POS integration	■	■	■
	SDK (IPP*)	■	■	■

\* Integration Partner Program (IPP) for more information visit <http://ipp.boschsecurity.com>

## IP Video

### Digital Storage

#### Network Video Recorder

►DIVAR IP 5000

►DIVAR IP 6000 2U

►DIVAR IP 6000 3U

►DSA E-Series



■ Available – Not available

Commercial Type Number		DIP-504xxx-xxx	DIP-618x-xxx	DIP-61Fx-xxx	DSA-Nxxxxx-xxxx
Basic functions	Max. system size (channels)	32	128 (standard 64)	128 standard (64)	600
	Integrated video management	–	–	–	–
	RAID Level	JBOD, RAID-1	RAID-5, RAID-6	RAID-5, RAID-6	RAID-5/RAID-6
	Supported resolutions	CIF/2CIF/4CIF/720p/1080p/5MP	CIF/2CIF/4CIF/720p/1080p/5MP/UHD	CIF/2CIF/4CIF/720p/1080p/5MP/UHD	CIF/2CIF/4CIF/720p/1080p/5MP
	Video compression	H.264, MPEG-4, ONVIF, RTSP, JPEG	H.264, MPEG-4, ONVIF, RTSP, JPEG	H.264, MPEG-4, ONVIF, RTSP, JPEG	H.264, MPEG-4, ONVIF, RTSP, JPEG
	Transcoding	■	■	■	–
	ONVIF	■	■	■	■
Mechanical	Form factor	4-bay Mini-Tower	2U 19-inch Rack Mount	3U 19-inch Rack Mount	2U 19-inch Rack Mount
	Network connections (LAN)	2x Gigabit Ethernet	2x Gigabit Ethernet, 1x 100Mbit (Mgmt)	2x Gigabit Ethernet, 1x 100Mbit (Mgmt)	2x Gigabit Ethernet/ 2x 10 Gigabit Ethernet
	USB ports	4x USB 3.0	4x USB 2.0, 2x USB 3.0	4x USB 2.0, 2x USB 3.0	–
	Number of power supplies	1	2	2	2
	Power supplies hot swappable	–	■	■	■
Video output	Connector type	–	VGA	VGA	–
	Monitor output	–	1 (service only)	1 (service only)	–
Audio	In/out channels	32 (audio playback via remote station only)	128 (audio playback via remote station only)	128 (audio playback via remote station only)	800 (audio playback via remote station only)
	Compression type	G.726	G.726	G.726	G.726
	Synchronous audio	■	■	■	■
	Associate multiple cameras to 1 Audio	■	■	■	■
Recording	Video Recording Manager (VRM)	■	■ (VRM ready)	■ (VRM ready)	–
	Schedule recording modes	■	■	■	■
Storage options	Max. drives supported	4	8	16	12
	Available capacities per drive	2, 4 or 6 TB	3, 4, 6 or 8 TB	3, 4, 6 or 8 TB	4, 6 or 8 TB
	Base system capacity TB	0, 4, 8, 16 or 24 TB	0, 12, 16, 24, 32, 48 or 64 TB	0, 48, 64, 96 or 128 TB	–
	Max. Base system capacity TB	24 TB	64 TB	128 TB	48/72/96 TB
	Full system capacity TB	24 TB	576 TB	640 TB	384/768/1162 TB **
	Extensible/external support	iSCSI	iSCSI	iSCSI	6Gb/s SAS (Copper)
Storage extensions	Max. number of units	–	4x DIVAR IP 6000	4x DIVAR IP 6000	7/3 **
	Maximum drives supported	–	4, 6 or 8	16	12/60 **
	Available capacities per drive	–	3, 4, 6 or 8 TB	3, 4, 6 or 8 TB	4, 6 or 8 TB **
	Hot swappable	–	■	■	■
Export/back-up of data	Data format	MP4	WMF, Bosch ASF	WMF, Bosch ASF	WMF, Bosch ASF
	Built-in DVD writer	–	■	■	–
	Supported devices	Web download, FTP, Dropbox	USB 2.0, USB 3.0, iSCSI	USB 2.0, USB 3.0, iSCSI	External CD/DVD Writer, USB 2.0, iSCSI
	Back-up mode	manual	manual	manual	manual or automatic
Redundancy	Power supply redundancy	–	■	■	■
	Hot swappable HDD	–	■	■	■

Table continued on the next page

## IP Video

### Digital Storage

#### Network Video Recorder

►DIVAR IP 5000

►DIVAR IP 6000 2U

►DIVAR IP 6000 3U

►DSA E-Series



■ Available – Not available

Commercial Type Number	DIP-504x-xxx	DIP-618x-xxx	DIP-61Fx-xxx	DSA-Nxxxxx-xxxx
Software options	PTZ control	○ *	○ *	–
	CCTV keyboard support	○ *	○ *	–
	Admin control	○ *	○ *	–
	Export options	○ *	○ *	–
Remote access	Mobile device (smart phone/tablet)	■ Video security app	■ Video security app	–
	Network	10/100/1000 Ethernet	10/100/1000 Ethernet	2x 10 Gigabit Ethernet
	Web browser access	■	■	–
	Simultaneous accessible users	5	5	–
Advanced features support	Forensic search support (metadata)	■	■	–
	Webclient	■	–	SANtricity
Supported software	Bosch Video Client	■	■	–
	Bosch Video Management System	■ (v2.20 or newer)	■ (v6.0 or newer)	–
	3rd Party software	via RTSP	–	–
3rd party integration tools	Optional ATM/POS integration	–	–	–
	SDK (IPP***)	■	–	–

○ \* Via Bosch video software

\*\* Up to three high-density shelf expansion units (60 x 8 TB HDD per expansion shelf) to one Dual controller base unit may be connected - CTN:DSA-N2C7X6-12AT

\*\*\* Integration Partner Program (IPP) for more information visit <http://ipp.boschsecurity.com>

## IP Video

### Digital Storage

#### Network Video Recorder

►DIVAR network 2000

►DIVAR network 3000

►DIVAR network 5000



■ Available – Not available

Commercial Type Number		DDN-2516-xxxxxx	DDN-3532-xxxxxx	DRN-5532-xxxxxx
Basic functions	Max. system size	16	32	32
	Alarm Inputs/Outputs	4 / 2	4 / 2	16 / 6
	RAID Level	–	–	RAID-1, RAID-5
	Supported resolutions	up to 8MP	up to 12MP	up to 12MP
	Video compression	H.264, H.265, MPEG-4	H.264, H.265, MPEG-4	H.264, H.265, MPEG-4
	Transcoding	–	–	–
	ONVIF	■	■	■
Mechanical	Form factor	1U high Desktop	1U high Desktop	1.5U high Rack Mount
	Network connections (LAN)	2x Gigabit Ethernet	2x Gigabit Ethernet	2x Gigabit Ethernet
	Build-in PoE+	0, 8 or 16 PoE+	0 or 16 PoE+	0 or 16 PoE+
	USB ports	1x USB 2.0, 1xUSB 3.0	1x USB 2.0, 1xUSB 3.0	1x USB 2.0, 2xUSB 3.0
Video output	Connector type	VGA, HDMI	VGA, HDMI	VGA, HDMI
	Spotmonitor	–	–	■ (HDMI)
Audio	In/out channels	16 in / 1 out	32 in / 1 out	32 in / 1 out
	Compression type	G.726	G.726	G.726
	Synchronous audio	■	■	■
	Associate multiple cameras to 1 Audio	–	–	–
Storage options	Max. drives supported	2	2	4
	Available capacities per drive	1, 2, 3, 4 or 6TB	1, 2, 3, 4 or 6TB	1, 2, 3, 4 or 6TB
	Base system capacity TB	0, 2 TB	0, 2 TB	0, 4 TB
	Max. Base system capacity TB	12 TB	12 TB	24 TB
	Full system capacity TB	12 TB	12 TB	24 TB
	Extensible/external support	–	–	eSATA
Storage extensions	Max. number of units	–	–	1
	Maximum drives supported	–	–	1
	Available capacities per drive	1, 2, 3, 4 or 6TB	1, 2, 3, 4 or 6TB	1, 2, 3, 4 or 6TB
	Hot swappable	–	–	–
Export/back-up of data	Data format	native, ASF	native, ASF	native, ASF
	Built-in DVD writer	■ (optional)	■ (optional)	■ (optional)
	Supported devices	USB 2.0, USB 3.0, internal DVD Writer	USB 2.0, USB 3.0, internal DVD Writer	USB 2.0, USB 3.0, eSata, internal DVD Writer
	Back-up mode	manual or automatic	manual or automatic	manual or automatic
Redundancy	Power supply redundancy	–	–	–
	Hot swappable HDD	–	–	–
Software options	PTZ control	■	■	■
	CCTV keyboard support	–	–	■
	Admin control	■	■	■
	Export options	■	■	■

Table continued on the next page

## IP Video

### Digital Storage

#### Network Video Recorder

##### ►DIVAR network 2000

##### ►DIVAR network 3000

##### ►DIVAR network 5000



■ Available – Not available

Commercial Type Number		DDN-2516-xxxxxx	DDN-3532-xxxxxx	DRN-5532-xxxxxx
Remote access	Mobile device (smart phone)	■ Mobile Viewer app	■ Mobile Viewer app	■ Mobile Viewer app
	Network	10/100/1000 Ethernet	10/100/1000 Ethernet	10/100/1000 Ethernet
	Web browser access	■	■	■
	Simultaneous accessible users	128 (4 advised)	128 (4 advised)	128 (4 advised)
Advanced features support	Forensic search support (metadata)	–	–	–
	Webclient	■	■	■
Supported software	Bosch Video Client	■	■	■
	Bosch Video Management System	■	■	■
	3rd Party software	–	–	–
3rd party integration tools	Optional ATM/POS integration	–	–	–
	SDK (IPP*)	–	–	–
	Bosch Video Management System	■	■	■
	3rd Party software	–	–	–

\* Integration Partner Program (IPP) for more information visit <http://ipp.boschsecurity.com>

## IP Video

### Digital Storage

#### Hybrid Network Video Recorder

##### ►DIVAR hybrid 3000

##### ►DIVAR hybrid 5000



■ Available – Not available

Commercial Type Number		DDH-3532-xxxx00	DRH-5532-xxxxxx
Basic functions	Max. system size	16 analog + 16IP or 32IP	16 analog + 16IP or 32IP
	Looping AN Video	–	■
	Alarm Inputs/Outputs	16 / 3	16 / 6
	RAID Level	–	RAID-1, RAID-5
	Supported resolutions IP cameras	up to 12MP	up to 12MP
	Supported resolutions AN cameras	up to 960H	up to 960H
	Video compression	H.264, H.265, MPEG-4	H.264, H.265, MPEG-4
	Transcoding	–	–
	ONVIF	■	■
	Form factor	1U high Desktop	1.5U high Rack Mount
Mechanical	Network connections (LAN)	2x Gigabit Ethernet	2x Gigabit Ethernet
	Build-in PoE+	–	–
	USB ports	1x USB 2.0, 2xUSB 3.0	1x USB 2.0, 2xUSB 3.0
Video output	Connector type	VGA, HDMI	VGA, HDMI
	Spotmonitor	■ (HDMI)	■ (HDMI)

Table continued on the next page

Table of Contents

## IP Video

### Digital Storage

#### Hybrid Network Video Recorder

►DIVAR hybrid 3000

►DIVAR hybrid 5000



■ Available – Not available

Commercial Type Number		DDH-3532-xxxx00	DRH-5532-xxxxxx
Audio	In/out channels IP cameras	32 in	32 in
	Compression type IP camera	G.726	G.726
	In/out channels recorder	4 in / 1 out	4 in / 1 out
	Compression type recorder	G711a	G711a
	Synchronous audio	■	■
	Associate multiple cameras to 1 Audio	–	–
Storage options	Max. drives supported	2	4
	Available capacities per drive	1, 2, 3, 4 or 6TB	1, 2, 3, 4 or 6TB
	Base system capacity TB	0, 2 TB	0, 4 TB
	Max. Base system capacity TB	12 TB	24 TB
	Full system capacity TB	12 TB	24 TB
	Extensible/external support	–	eSATA
Storage extensions	Max. number of units	–	1
	Maximum drives supported	–	1
	Available capacities per drive	1, 2, 3, 4 or 6TB	1, 2, 3, 4 or 6TB
	Hot swappable	–	–
Export/back-up of data	Data format	native, ASF	native, ASF
	Built-in DVD writer	■ (optional)	■ (optional)
	Supported devices	USB 2.0, USB 3.0, internal DVD Writer	USB 2.0, USB 3.0, eSata, internal DVD Writer
	Back-up mode	manual or automatic	manual or automatic
Redundancy	Power supply redundancy	–	–
	Hot swappable HDD	–	–
Software options	PTZ control	■	■
	CCTV keyboard support	–	–
	Admin control	■	■
	Export options	■	■
Remote access	Mobile device (smart phone)	■ Mobile Viewer app	■ Mobile Viewer app
	Network	10/100/1000 Ethernet	10/100/1000 Ethernet
	Web browser access	■	■
	Simultaneous accessible users	128 (4 advised)	128 (4 advised)
Advanced features support	Forensic search support (metadata)	–	–
	Webclient	■	■
Supported software	Bosch Video Client	■	■
	Bosch Video Management Systems	■	■
	3rd Party software	–	–
3rd party integration tools	SDK (IPP*)	–	–

\* Integration Partner Program (IPP) for more information visit <http://ipp.boschsecurity.com>

## IP Video

### Video Software

#### ►Video Management System



■ Available – Not available

Name		BVMS Viewer	BVMS Professional	BVMS Enterprise
System features	Included cameras (max cameras)	16 (500)	8 (2000)	200.000
	Maximum number of clients	1	100	100
	Maximum number of Bosch Video Management System (VMS) servers	1	1	10/30
	Maximum number of Bosch Video Recording Manager (VRM) servers	32**	125	1.250
	Maximum storage capacity	n.a.	125 x 2PB	1.250 x 2PB
	Forensic search	■	■	■
	DVR support	■	■	■
	Events and alarms	–	■	■
	Streamlining	–	■	■
	Remote access	–	■	■
	Dynamic transcoding	■	■*	■*
	Web client	–	■	n.a.
	Bosch Mobile Video Client App support	–	■	n.a.
	Keyboard support	–	■	■
	Maps	–	■	■
	Audio support	–	■	■
	Bosch VMS Config Wizard	–	■	n.a.
	Live & Playback sites	■**	9.999	9.999
Supported camera devices	Bosch panoramic cameras	■	■	■
	Bosch UHD cameras	■	■	■
	Bosch HD cameras	■	■	■
	Bosch SD / VGA cameras	■	■	■
	Third party ONVIF Profile S cameras	■	■	■
Redundancy	Automatic Network Replenishment (ANR)	–	■	■
	VMware® vSphere/ Microsoft Hyper-V Virtualization support	–	■	■
	VMware® vSphere High Availability support	–	■	■
	Microsoft Hyper-V Failover Cluster and Hyper-V Replica support	–	■	■
	Failover Video Recording Manager (VRM)	–	■	■
	Dual Recording	–	■	■
Alarm management	Logbook	–	■	■
	Events and alarms	–	■	■
	Email notification	–	■	■
	SMS notification	–	■	■
	Alarm-based recording	n.a.	■	■
	Motion recording	n.a.	■	■
	Video Analytics events	–	■	■
	SNMP support	–	■	■
	Workflow with instructions on alarm	–	■	■
Integration	Maximum number of Bosch B/G Series intrusion panels	–	20	200
	I/O module support	–	■	■
	Active directory connectivity	■	■	■
	ATM-POS support	–	■	■
	Additional data	–	■	■
	Software Development Kit (SDK)	–	■	–

\* additional hardware required

\*\* limited

Table of Contents



## IP Video Viewing Software

### ►Video Security App

### ►Video Security Client

### ►Advanced Viewing Client



■ Available – Not available

Name		Video Security App	Video Security Client	Bosch Video Client (BVC)
Key technologies supported	No. of channels	16	Up to 16	32 per site
	Usage situation	Mobile	PC and Mobile	PC
	Workstation OS support	iOS, Android	Win7, Win8.1, Win10	Win7, Win8.1, Win10
	Software based Video IP Platform	■	■	■
	Multi-site Support (independent systems tied together)	–	–	–
	Multi-site Support (dispersed system recording, cameras, remote independent client)	–	–	–
	Dynamic Transcoding	■	■	■
	Video analytics	■	■	■
	Client side dewarping (panoramic)	■	■	■
	4K ultra HD starlight	■	■	■
Encoding	H.264	■	■	■
	MPEG-4	■	■	■
	3rd party camera support	■ (with VSG)	■ (with VSG)	ONVIF 1.02/Profile-S with DIVAR IP
Viewing	Multi-monitor support	–	–	■ (2)
	16:9 monitor support	n/a	■	■
	Viewing frequency	–	–	–
	Dynamic cameo scaling	■	■	■
Alarm Management	User management	–	–	–
	Digital I/O alarms	–	–	■
	System event alarms	–	–	■
	Motion alarms	–	–	■
	Event response and command scripts	–	–	–
	Video analytics alarms	–	–	■
	Video analytics forensic search	■ (Simple search)	■ (Simple search)	■
	Audio	–	–	■
	Compound events	–	–	–
	Scheduled dependent alarming	–	–	–
Control	Event allocation to user groups	–	–	–
	AUTODOME Intelligent Tracking	■	■	■
	PTZ	■	■	■
	IntuiKey	–	–	■ (limited functionality)
Storage	Virtual matrix	–	–	–
	@edge camera support	■	■	■
	iSCSI	■	■	■
	NVR support	–	–	–
	VRM	■	■	■ (via DIVAR IP)
	Video analytics metadata	■	■	■
	Support redundant storage	–	–	–
Integration	DLA Support (VRM Mode)	■	■	■ (1)
	BRS	–	–	–
	DxR 400/600/700	–	–	■
	Virtual inputs	–	–	■

## IP Video

### Encoders and Decoders

Encoders			Decoders	
►VIP X1XF E	►VIP X1XF	►VIDEOJET multi 4000	►VIDEOJET decoder 3000	►VIDEOJET decoder 8000



Available – Not available

Commercial Type Number	VIP-X1XF-E	VIP-X1XF	VJM-4016	VJD-3000	VJD-8000
Description	Single Channel Video Encoder	Single Channel Premium Encoder	16 Channel H.264 Video Encoder	Single/Quad-stream Decoder	4K UHD and MP Video Decoder
Video/Audio	Camera Inputs	1	16	–	–
	Monitor Outputs	–	–	1 of 2 (HDMI, CVBS)	2 (mini DP)
	Video Codec	H.264	H.264 High Profile	H.264 M-JPEG, JPEG	H.264, MPEG-4
	Max. frames per second (fps)	25/30@4CIF	25/30@4CIF	30@1080p (single view) 60@720p (single view) 4x 25/30@4CIF (quad view)	2x 20@12MP 2x 30@4K 4x 60@1080p 6x 30@1080p 8x 60@720p
	Audio in / out	1/1	2/1	1/1	0/1 (via DP)
Storage	Transcoding at the edge	–	–	–	–
	Type	SD Card	SD Card	–	–
	Capacity	2 TB	2 TB	–	–
Intelligence	Direct-to-iSCSI	■	■	–	–
	Video Analytics	Motion+	IVA	–	–
Interfaces	Alarm In	1	2	4	–
	Relay Out	1	2	1	–
	ONVIF conformant	■	■	–	–
Other	Keyboard	–	–	■	–
	IP Matrix	–	–	■	–

#### ►Modular Systems



■ Available – Not available

Commercial Type Number	VIP X1600-B	VIP X1600-XFB
Description	Base System	Base System
Bays	4	4
Ethernet	Two 1 Gbps ports (1 front, 1 rear)	Three 1 Gbps ports (2 front, 1 rear)
SFP Fiber Slot	–	■



■ Available – Not available

Commercial Type Number	VIP X1600 XFM4A	VIP X1600 XFM4B
Description	4 Channel H.264 Encoder Module	4 Channel H.264 Encoder Module with BilinX
Video/Audio	Camera Inputs	4
	Video Codec	H.264 MP H.264 BP+ M-JPEG
	Max. frames per second (fps)	25/30@4CIF
	Audio in / out	2/1
Intelligence	Direct-to-iSCSI	■
	Video Analytics	IVA
Interfaces	Alarm In	4
	Relay Out	1
	SFP Fiber Slot	■
	ONVIF conformant	■

IP Video  
Transcoders

Transcoder/network & alarm interface device  
►VIDEOJET connect 7000



■ Available – Not available

Commercial Type Number		VJC-7000-90
Video/Audio	Description	5 Channel network switch/Single-stream Transcoder
	Camera Inputs	4
	Video Codec	H.264 High Profile
	Max. frames per second (fps)	25/30@4CIF
	Audio in / out	1/~
	Transcoding at the edge	■
Storage	Type	CF
	Capacity	2 TB
Intelligence	Direct-to-iSCSI	–
	Video Analytics	–
Interfaces	Alarm In	4 dry contacts, 2 monitored tamper alarm (With MIC IP 7000)
	Alarm Out	3
	Relay Out	1 (for washer pump) (with MIC IP 7000)
	Network (PoE)	1x 10/100/1000Base-TX
	Network UTP	2x 10/100/1000Base-TX
	Network fiber	2 SFP Sockets (1000Base-FX)
	Network daisy chain	■ (up to 50)
Other	Output power	95W HiPoe
	Washer pump control	■ (relay)
	Support for daisy-chaining of multiple cameras	■

## IP Video

### Flat Panel Monitors

#### ►High Definition



■ Available – Not available

Commercial Type Number		UML193-90	UML223-90	UML273-90	UML323-90	UML423-90	UML553-90
Display	Type	19" LED	22" LED	27" LED	32" LED	42" LED	55" LED
	Max Pixel Resolution	1366 x 768	1920 x 1080	1920 x 1080	1920 x 1080	1920 x 1080	1920 x 1080
	Horizontal Resolution	650 TVL	650 TVL	650 TVL	650 TVL	650 TVL	650 TVL
	Aspect Ratio	16:9	16:9	16:9	16:9	16:9	16:9
	Brightness (cd/m <sup>2</sup> )	250	250	300	350	500	450
	Contrast Ratio	1000:1	1000:1	3000:1	3000:1	4000:1	4000:1
	Backlight	30,000 hours	30,000 hours	30,000 hours	50,000 hours	50,000 hours	50,000 hours
	Viewing Angle (HxV)	170° x 160°	170° x 160°	178° x 178°	178° x 178°	178° x 178°	178° x 178°
Composite Video/Audio Loop-through		passive	passive	passive	passive	passive	passive
PC Compatible		■	■	■	■	■	■
Connectors	Composite Video (BNC)	–	–	2 (looping video)	2 (looping video)	2 (looping video)	2 (looping video)
	VGA	■	■	■	■	■	■
	DVI-D	■	■	■	■	■	■
	HDMI	■	■	■	■	■	■
Audio	Input	■	■	■	■	■	■
	Speaker	■	■	■	■	■	■
Mechanical	Width	448 mm	515 mm	642 mm	745 mm	977 mm	1256 mm
	Height	332 mm*	370 mm*	380 mm	440 mm	570 mm	727 mm
	Depth	182 mm*	182 mm*	76 mm	77 mm	83 mm	83 mm
	Weight	3.0 kg	3.6 kg	9.1 kg	12.5 kg	20 kg	32 kg
Power	Power Supply	integrated	integrated	included	integrated	integrated	integrated
	Power Consumption	42W	42W	75W	75W	150W	170W
Misc.	Picture-in-picture	–	–	–	–	–	–
	Front Panel Lockout	■	■	■	■	■	■
	IR Remote	–	–	–	■	■	■
Cables Included	VGA-to-VGA	■	■	■	■	■	■
	DVI-to-DVI	■	■	■	■	■	■
Mounting	VESA Compliant	■	■	■	■	■	■
	Rack-mountable	–	–	–	–	–	–
	Fixed desktop stand	–	–	included	UMM-LED32-SD	UMM-LED42-SD	UMM-LED42-SD
	Adjustable desktop stand	■	■	–	–	–	–
	Fixed Wall Mount	–	–	–	–	ST650	ST650
	Swivel/Tilt Wall Mount	–	–	UMM-WMT-32	UMM-WMT-32	–	–

### **A Tradition of Quality and Innovation**




For over 125 years, the Bosch name stands for quality and reliability. Bosch is the global supplier of choice for innovative technology, backed by the highest standards for service and support.

Bosch Security Systems proudly offers a wide range of security, safety, communications and sound solutions that are relied upon every day in applications around the world, from government facilities and public venues to businesses, schools and homes.

### **Bosch Security Systems**

To learn more about Video Systems  
please visit [www.boschsecurity.com/hdsecurity](http://www.boschsecurity.com/hdsecurity)

© Bosch Security Systems, 2017  
Modifications reserved  
VS-EH-en-55\_F01U560825\_23

-  [www.facebook.com/BoschSecurity](http://www.facebook.com/BoschSecurity)
-  [www.twitter.com/BoschSecurityEU](http://www.twitter.com/BoschSecurityEU)
-  [www.youtube.com/BoschSecurity](http://www.youtube.com/BoschSecurity)



**BOSCH**  
Invented for life



# DSC POWERSERIES CONTROL PANELS v4.2



DSC is a recognized leader in the design and manufacturing of reliable, feature-rich intrusion alarm control panels that easily integrate with an array of alarm communicators, verification modules and cabling solutions. From their clean unobtrusive look to their advanced technologies, DSC panels are a favorite of both users and installers.

ENHANCE YOUR CUSTOMERS' EXPERIENCE WITH THE NEW, EASY-TO-INSTALL POWERSERIES™ V4.2 FROM DSC

New PowerSeries v4.2 control panels from DSC make installation easy, simple and fast. They feature template programming for new users and a programming interface that experts will be familiar with. This product also features independent end-of-line (EOL) configuration that makes installation faster than ever before. Each zone can be independently matched to a device's EOL configuration, reducing the time required to get a common EOL configuration across all devices.

PowerSeries v4.2 gives the user more control, thereby enhancing the functional experience. The user can Arm Away, Arm Stay or Disarm all partitions with just one operation.

If you're worried about scalability, don't be. PowerSeries v4.2 doubles the supported wireless zones on the PC1616 which allows up to 32 wireless zones.

PowerSeries v4.2 has been designed with commercial applications in mind. Featuring additional user codes, global arming and disarming, and scheduled auto arming and disarming, DSC control panels are the preferred choice of installers.

This product is  
RoHS compliant



# DSC®

# DSC POWERSERIES CONTROL PANELS V4.2

PowerSeries™ control panels have a proven reputation for providing the value and dependability that security professionals expect. The modular design of PowerSeries control panels provides both versatility and flexibility in any application, from small residential to medium-sized commercial. Packed with features, they are easy to install, easy to program and easy to use.

## New Features of the PowerSeries v4.2

- Up to 3 Times More User Codes
  - PC1616 increases from 32 to 48
  - PC1832 increases from 32 to 72
  - PC1864 increases from 32 to 95
- Duress and Supervisory Code Attributes
- Template Programming
- PC1616 Supports 32 Wireless Zones
- Auto Connect PC-Link
- Automatic Arm/Disarm
- Holiday Schedules
- Zone Bypass Reporting Codes
- Global Away Arm Function Key
- Global Stay Arm Function Key
- Global Disarm Function Key
- Independent Zone End of Line Configuration
- 24Hr Non-Latching Tamper Zone
- Identification of 1st Zone-in Alarm
- Scheduled DLS Batch Upload
- Telephone Line Monitored (TLM) Troubles Reporting Code sent via T-Link

## Configurable Features

- Enable Latching or Non-Latching Troubles
- User Option [\*][6] Accessible by all Users
- Keyswitch Disarming During Entry Delay
- Keyswitch Arms in Away Mode
- Access Code Required for Zone Bypass [\*1], View Troubles [\*2] and Alarm Memory [\*3]
- Master Code Bypasses Hold-up Zones Only
- Trouble Beeps are Silent (Excluding Fire)
- Account Code Follows Phone Number
- Residential Dial Does Not Require Handshake

## New PGMs

- Zone Follower PGM Supported by all 64 Zones
- Tamper Output Timer
- Hold-Up Output
- Battery Test Output
- Alternative Communicator Output
- Open After Alarm (Abort Code)
- Away Armed with no Zone Bypasses Status Output

## PowerSeries Features

Features	PC1616	PC1832	PC1864
On-Board Zones	6	8	8
Hardwired Zones	16 (1 x PC5108)	32 (3 x PC5108)	64 (7 x PC5108)
Wireless Zones	32	32	32
Keypad Zone Support	Yes	Yes	Yes
On-Board PGM Outputs	PGM 1 = 50 mA PGM 2 = 300 mA	PGM 1 = 50 mA PGM 2 = 300 mA	PGM 1, 3, 4 = 50 mA PGM 2 = 300 mA
PGM Expansion	8 x 50 mA (PC5208) 4 x 500 mA (PC5204)	8 x 50 mA (PC5208) 4 x 500 mA (PC5204)	8 x 50 mA (PC5208) 4 x 500 mA (PC5204)
Keypads	8	8	8
Partitions	2	4	8
User Codes	47+ Master Codes	71+ Master Codes	94+ Master Codes
Event Buffer	500 Events	500 Events	500 Events
Battery Required	4 Ah / 7 Ah / 14 AHr	4 Ah / 7 Ah / 14 AHr	4 Ah / 7 Ah / 14 AHr
Bell Output	12 V / 700 mA (cont)	12 V / 700 mA (cont)	12 V / 700 mA (cont)

## CP-01 Compliant

All PowerSeries control panels are compliant with the Security Industry Association (SIA) CP-01 standard. As more and more cities begin to incorporate this standard into their alarm ordinances for new installations, the occurrence of invalid alarm activations will be significantly reduced or eliminated.

## Specifications

Power Supply .....	16.5 VAC/40 VA @ 50/60 Hz
Current Draw (Panel) .....	110 mA (Nominal)
Auxiliary + Output .....	13.75 ± 5% V <sub>oc</sub> /700 mA
Bell Output .....	13.75 ± 5% V <sub>oc</sub> /700 mA
Operating Environment .....	32° to 120° F (0° to 49° C)
Relative Humidity .....	93%

## Ordering Information:

PC1616 .....	PowerSeries 6-16 Zone Control Panel
PC1832 .....	PowerSeries 8-32 Zone Control Panel
PC1864 .....	PowerSeries 8-64 Zone Control Panel

**DSC**

For product information  
[www.dsc.com](http://www.dsc.com)

Product specifications and availability subject to change without notice. Certain product names mentioned herein may be trade names and/or registered trademarks of other companies.  
©2007 2007-12



# 1080p TDN WDR IR PTZ Camera

HDP302DQI

Honeywell's new HDP302DQI PTZ dome camera provides extremely crisp video at up to 30x zoom for continuous surveillance in indoor or outdoor environments. Employing Honeywell's HQA technology, it delivers full HD images over existing coax infrastructure.

## Superior Image Quality

- Full HD 1080p 25/30 fps image with a 1/2.8" 2 megapixel sensor
- Long distance transmission over coaxial cable with low attenuation and latency—up to 984 ft (300 m) using RG-59/U cable
- Wide Dynamic Range, up to 120 dB, ensures glare-free images
- True Day/Night provides vivid color images by day and clear black-and-white images at night with ICR
- Excellent low-light performance with 3D noise reduction

## Flexible Surveillance Solution

- 4.5–135 mm lens with 30x optical zoom
- IR LEDs provide up to 492 ft (150 m) of illumination in dimly lit or nighttime scenes (depending on scene reflectance)
- Waterproof (IP66) camera housing
- –40°F to 158°F (–40°C to 70°C) working temperature
- Plug-and-play compatible with Honeywell 4/8/16-channel Performance Series HQA DVRs

## Easy to Install and Use

- 24 V AC power input
- Uses existing BNC cabling—no rewiring required
- If used with a Honeywell Performance Series HQA DVR, it can be controlled directly via BNC (no RS-485 cable required)
- Wall mount bracket and 1.5" NPT adapter included
- Remote configuration through web client or from the DVR



## Market Opportunities

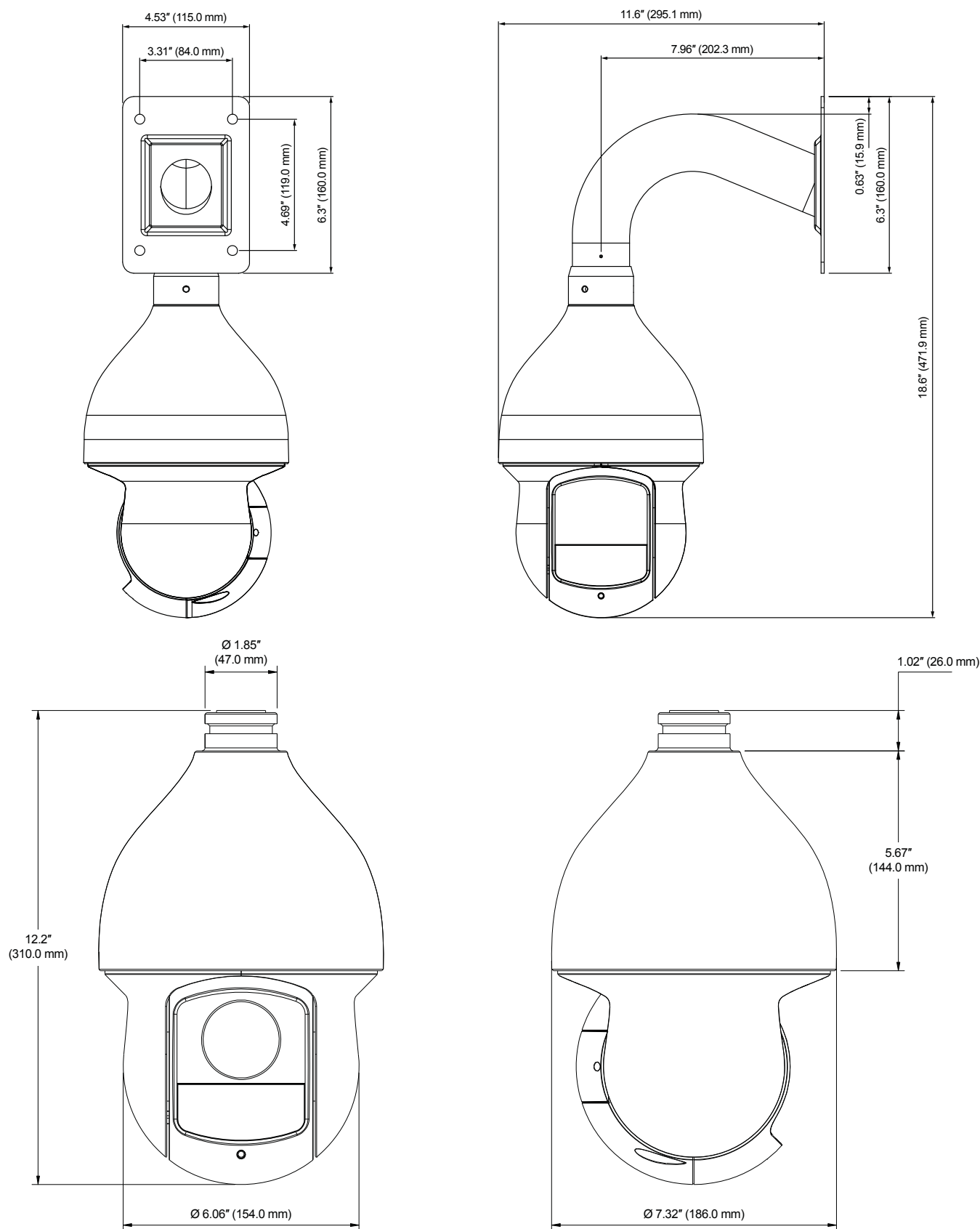
The HDP302DQI is ideally suited for large-scale surveillance applications, including airports, government facilities, and campuses, providing excellent picture quality while offering reliable protection against dust, dirt, and water.

## FEATURES AND BENEFITS

- |                                       |                                   |  |   |
|---------------------------------------|-----------------------------------|--|---|
| • 1/2.8" 2 MP progressive scan imager | • True day/night (IR-cut filter)  | • Low-light performance down to 0.005 lux (color) or 0 lux with IR LEDs on | • Switchable HQA/CVBS video input             |
| • 4.5–135 mm lens                     | • Wide dynamic range up to 120 dB | • Up to 30 fps @ 1080p resolution  | • Transmission distances up to 984 ft (300 m) |
| • 30x optical zoom, 16x digital zoom  |                                   | • Up to 492 ft (150 m) IR illumination, depending on scene reflectance     | • 24 V AC input                               |
|                                       |                                   |  | • IP66-rated waterproof housing               |

# 1080p TDN WDR IR PTZ Camera

## DIMENSIONS



# 1080p TDN WDR IR PTZ Camera


## SPECIFICATIONS

OPERATIONAL		ELECTRICAL	
VIDEO STANDARD	NTSC/PAL	POWER SUPPLY	24 V AC, 3 A±10%
SCANNING SYSTEM	Progressive scan	POWER CONSUMPTION	12 W max. 25 W max. (IR LEDs on)
IMAGE SENSOR	1/2.8" 2 MP CMOS	MECHANICAL	
NUMBER OF PIXELS (H×V)	1920×1080	DIMENSIONS	7.32 × 12.2 in. (186.0 × 310 mm)
ELECTRONIC SHUTTER SPEED	1/1–1/30,000 s	WEIGHT	7.72 lb (3.5 kg)
MINIMUM ILLUMINATION	0.005 lux, F1.6 (color) 0 lux (IR LEDs on)	CONSTRUCTION	Die-cast aluminum housing with powder coat
S/N RATIO	50 dB or more	CONSTRUCTION COLOR	RAL 9003 (White)
RESOLUTION	25/30 fps @ 1080p 25/30/50/60 fps @ 720p	ENVIRONMENTAL	
VIDEO OUTPUT	Switchable between 1-channel BNC HQA high definition and CVBS standard definition	TEMPERATURE	–40°F to 158°F (–40°C to 70°C)
IR DISTANCE	Up to 492 ft (150 m), depending on scene reflectance	RELATIVE HUMIDITY	0–90%, non-condensing
DAY/NIGHT	Auto (ICR)/Color/BW	INGRESS PROTECTION	IP66
BACKLIGHT COMPENSATION	BLC/HLC/WDR (120 dB)	REGULATORY	
WHITE BALANCE	Auto/ATW/Indoor/Outdoor/Manual	EMISSIONS	FCC Part 15
GAIN CONTROL	Auto/Manual	SAFETY	UL Listed to UL/CSA 60950-1
NOISE REDUCTION	2DNR/3DNR		
PRIVACY MASKING	Up to 24 areas		
DIGITAL ZOOM	16x		
LENS	4.5–135 mm, auto/manual iris, F1.6–F5.0, 30x optical zoom		
HORIZONTAL ANGLE OF VIEW	67.8°–2.7°		
CLOSE FOCUS DISTANCE	100–1000 mm		
PTZ			
PAN/TILT RANGE	Pan: 0°–360° endless Tilt: –15°–90° Auto flip: 180°		
MANUAL CONTROL SPEED	Pan: 0.1°–300° per second Tilt: 0.1°–200° per second		
PRESET SPEED	Pan: 400° per second Tilt: 300° per second		
PRESETS	300		
PTZ MODE	5 patterns/8 tours/auto pan/auto scan		
SPEED SETUP	Human-oriented focal length/speed adaptation		
POWER UP ACTION	Auto-restores previous PTZ and lens status after power failure		
IDLE MOTION	Activates preset/scan/tour/pattern if no command within specified period		
PROTOCOLS	HQA, Pelco-P/D		
AUDIO	1-channel input		
RS485	1-channel input		
ALARM	2-channel/1-channel input/output		

# 1080p TDN WDR IR PTZ Camera

## ACCESSORIES

### HOUSINGS AND MOUNTS

HDZCM1		Ceiling Mount
HDZCM2		Ceiling Mount Extension Pole for HDZCM1, 220 mm
HDZCM3		Ceiling Mount Extension Pole for HDZCM1, 420 mm
HDZCMA		Corner Mount Adapter for Included Wall Mount
HDZJB		Junction Box
HDZPMA		Pole Mount Adapter for Included Wall Mount

## ORDERING

### CAMERAS

HDP302DQI	TDN WDR IR PTZ Dome Camera, 1/2.8" 2 MP CMOS, 1080p, 4.5–135 mm, 30x, 4 High Power IR LEDs, 24 V AC
-----------	---

### For more information

[www.honeywell.com/security](http://www.honeywell.com/security)

### Honeywell Security and Fire

2700 Blankenbaker Pkwy, Suite 150

Louisville, KY 40299

1.800.323.4576

[www.honeywell.com](http://www.honeywell.com)

NOTE: Honeywell reserves the right, without notification, to make changes in product design or specifications.

L/1080PPTZD/D | 02/17  
© 2017 Honeywell International Inc.

**Honeywell**

# VISTA® System Guide

## User Interfaces

### Wireless Interfaces

5802WXT/5802WXT-2  
Personal Panic  
Transmitters



5834-4  
Four-button  
Wireless Key



5828  
Wireless Fixed-Language  
Keypad

Tuxedo Touch™ with Wi-Fi®  
(TUXWIFIW/TUXWIFIS)  
Color Graphic Voice Touchscreen  
Security Keypad and Home/Business  
Controller with Integrated Wi-Fi



6280W/6280S  
Color Graphic Voice  
Touchscreen Keypads



6160V  
Custom Alpha  
Security Keypad with  
Voice Annunciation



6460W/6460S  
Custom Alpha  
Security Keypads



6960CR-2  
Commercial Fire  
Alpha Keypad



6150/6150RF  
Fixed-English  
Security Keypads



6160/6160RF  
Custom Alpha  
Security Keypads

## Control Panels



VISTA-10PSIA – Residential 22-Zone Control Panel with SIA Approval

VISTA-15P – Residential 32-Zone Control Panel

VISTA-20P – Residential 48-Zone Control Panel

VISTA-20PSIA – Residential 48-Zone Control Panel with SIA Approval

VISTA-21IP – 48-Zone Control Panel with Integrated  
IP Communicator

Commercial Intrusion Control Panels: VISTA-50P,  
VISTA-128BPT and VISTA-250BPT

Commercial Fire/Burglary Control Panels:  
VISTA-32FBPT, VISTA-128FBPT and  
VISTA-250FBPT

## Honeywell Total Connect® Video Solutions



WAP-PLUS  
Wireless  
Access Point

IPCAM-WO  
Wired/Wireless  
Outdoor IP Camera



IPCAM-WL  
Wired/Wireless Indoor  
Low-Light IP Camera



IPCAM-PT2  
Wired/Wireless  
Pan/Tilt IP  
Camera



ACU  
Analog Converter Unit



ZWSTAT  
Z-Wave® Thermostat



VAM/VAM-WH  
VISTA Automation  
Module



Z-Wave Lights



Z-Wave Shades



Z-Wave Garage Doors



Z-Wave Water Shut-off

Wi-Fi Audio  
Speaker

## Connected Home

## Hardwired Sensors

## Wireless Sensors

ZWSTAT  
Z-Wave® Thermostat



SC100/SC105  
Seismic Vibration Sensors



IS3000/DT8000 Series  
Hardwired Indoor Motion Detectors



IS2500  
Pet Immune PIR  
Motion Detector



IS-280CM/997  
Ceiling Mount PIR  
Motion Detectors



FG1600 Series  
Glassbreak Detectors



DT7000 Series  
DUAL TEC® Motion Detectors



iGSMCFP4G  
Commercial Fire Digital Cellular  
Communicator with Internet



VISTA-GSM4G  
Snap-in Digital Cellular  
Communicator Module



iGSMHS4G  
High Security Communicator



GSMV4G  
Digital Cellular Communicator  
with Two-way Voice Transport  
Capability



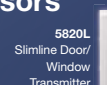
iGSMV4G  
Internet and Digital Cellular  
Communicator



GSMX4G  
Digital Cellular Communicator  
for VISTA Control Panels



CDMA-X  
CDMA Communicator  
for VISTA®



5820L  
Slimline Door/  
Window  
Transmitter



5853  
Glassbreak  
Detector



5821  
Temperature  
Sensor and Flood  
Detector



5800RPS  
Wireless  
Recessed  
Transmitter



5817CB  
Commercial  
Transmitter



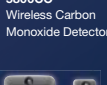
5816  
Two-zone  
Door/Window  
Transmitter



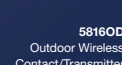
5811  
Thin Door/  
Window Contact  
Transmitter



5808W3  
Photoelectric Smoke/  
Heat Detector



5800CO  
Wireless Carbon  
Monoxide Detector



5816OD  
Outdoor Wireless  
Contact/Transmitter



5800PIR  
Wireless PIR with  
Selectable Pet  
Immunity and Low  
Temperature Alert



5800PIR-OD  
Wireless Outdoor  
Motion Sensor

**Honeywell**

## VISTA-20P

### VISTA® CONTROL PANEL



The high capacity, feature-rich VISTA-20P lets you deliver more value to your customers on each and every sale with up to 48 zones of protection, Internet uploading/downloading, graphic keypad support and dual partitions. VISTA-20P gives you the ability to send alarm signals and upload/download via an Internet Protocol (IP), improving the speed at which information can be delivered to and from the control panel.

In addition, the VISTA-20P, used with an AlarmNet® Internet or 4G communicator can be installed in premises without TELCO lines. The panel's installation advantages, innovative end-user benefits and robust system capacity make the value-priced VISTA-20P an ideal choice for higher end installations.

## FEATURES

- IP alarm reporting and uploading/downloading capability for Internet and Intranet use via iGSMV4G, 7845i-ENT, GSMV4G or GSMX4G
- Supports four graphic touchscreen keypads
- Wireless keys can be programmed without using zones
- Eight on-board hardwired zones standard (15 when Zone Doubling feature is used)
  - 40 hardwire expansion zones
  - 40 wireless expansion zones
- Two low current on-board trigger outputs
- 100 Event Log viewable at system keypads with time/date stamp
- 48 system user codes assignable to either partition
- Expandable to 48 total zones when used with hardwired and/or wireless expansion modules
- Two independent partitions plus a common partition
  - Global Arming from any system keypad
  - Go to function to view or operate one partition from the other
  - Separate partition account numbers
- 16 output devices
  - Relays (Model 4204 Relay Modules, or 4229 Expansion Module)
- Four installer-configurable zone types allows the installer to create custom zone types by assigning all zone attributes
- Supports four-wire and up to 16 two-wire smokes
  - Works with Sentrol CleanMe™ maintenance signal
- Multiple actions on output devices depending on system state
  - Turns lights off when system arms
  - Turns the same light on when system disarms
  - Flashes same lights when system is in alarm
- Built-in phone line cut monitor with programmable delay and annunciation options
  - Display on system keypads
  - Trigger local sounders
  - Trigger system bell

### Security Dealer Features

- Automatic System Load Shed
  - During extended AC power fail, the system battery will be disconnected to prevent irreversible battery failure. Reduces service calls to replace batteries.

- Dynamic Signaling
  - Reduces redundant reporting to the central station when multiple reporting methods are used; i.e. digital dialer and AlarmNet radio

### Valuable End-user Features

- Viewable on system keypads:
  - Exit countdown
  - Time and date display\*
  - Event log\*
- Auto keypad backlighting on entry
- Keyswitch arming
- Programmable macro buttons and single-button arming
- Supports a variety of wireless remote controls for single-button operation
- User Scheduling
  - Latchkey reports to pagers
  - Auto arm/disarm
  - "User access" time windows
- VIP Module allows system control from any touchtone phone
- Chime by zone
- Fully compatible with Honeywell Total Connect™ Remote Services

\*Requires custom alpha keypad



# VISTA-20P

## VISTA® CONTROL PANEL

### SPECIFICATIONS

#### Electrical

- Aux. power 12VDC, 600mA maximum
- Seven hour standby at 400mA aux. load with four amp hour battery
- 16.5VAC/25VA transformer
- Alarm output 12VDC, 2.0 amps max.
  - For UL installations, combined aux. and alarm output cannot exceed 700mA

#### Output Control

- Supports up to four relay boards (up to 16 relays)
- Optional X-10 transformer/interface (part no. 4300) may be used to control up to 16 X-10 receiving devices

#### Zones

- Eight hardwired zones (15 with zone doubling)
- Selectable response 10msec, 350msec, 750msec
- Assignable to any partition
- 20 selectable zone types plus four configurable zone types
- Programmable swinger suppression

#### Expansion Devices

- 4219 – Eight hardwired zones – 16mA
- 4204 – Up to four relays – 15mA standby (each active relay draws an additional 40mA)
- 4229 – Eight hardwired zones and two relays – 36mA (each active relay draws an additional 40mA)

#### Accessories

- iGSMV4G Internet and Digital Cellular Communicator with Remote Service Capability
- 7845i-ENT Enterprise Internet Communicator

- GSMV4G Digital Cellular Communicator with Remote Service Capability
- GSMX4G Digital Cellular Communicator for VISTA Control Panels
- 5881ENL RF Receiver supports up to eight zones – 60mA
- 5881ENM supports up to 16 zones – 60mA
- 5881ENH supports up to 48 zones – 60mA
- 5883 Transceiver supports up to 40 zones – 80mA

#### Keypads

- 6162 Custom Alpha Security Keypad – 40mA/120mA
- 6162V Voice Custom Alpha Security Keypad – 60mA/190mA
- 6162RF Custom Alpha Receiver/Security Keypad – 120mA/210mA
- 6152 Fixed-English Security Keypad – 40mA/70mA
- 6152V Voice Fixed-English Security Keypad – 60mA/190mA
- 6152RF/6152RFFR Fixed-English/French Receiver/Security Keypad – 80mA/105mA
- 6152ZN/6152ZNFR Fixed-English/French Security Keypad with Hardwired Zone – 35mA/80mA
- 6148 Fixed English LCD – 30mA/55mA
- 6280 Color Graphic Touchscreen Keypad with Voice
- Tuxedo Touch™ (TUXW) Color Graphic Voice Touchscreen Security Keypad and Home/Business Controller (White)
- Tuxedo Touch with Integrated Wi-Fi® (TUXWIFIW) Color Graphic Voice Touchscreen Security Keypad and Home/Business Controller with Integrated Wi-Fi (White)

#### Agency Listings

##### ETL listing

- Residential Fire and Burglary:
  - Household Fire Warning System Units – ANSI/UL 985, 2000/05/26 (5th edition) with revisions up to 2004/04/29

#### Smoke Detectors

- Supports up to 16 two-wire smoke detectors
- Supports four-wire smoke detectors

#### Communications

- iGSMV4G Internet and Digital Cellular Communicator with Remote Service Capability
- 7845i-ENT Enterprise Internet Communicator
- GSMV4G Digital Cellular Communicator with Remote Service Capability
- GSMX4G Digital Cellular Communicator for VISTA Control Panels
- Touchtone or pulse
- Formats supported
  - ADEMCO® Contact ID
  - ADEMCO 4 + 2 Express
  - ADEMCO low speed
  - SESCO/Radionics
- 3 + 1, 4 + 1 and 4 + 2 reporting
- Reporting capabilities
  - Split
  - Dual
  - Split/Dual – True dial tone detection
- Low battery reports 11.2 – 11.6VDC
- AC loss and restoral reporting supported

### ORDERING

<b>VISTA-20P</b>	Control Panel
<b>VISTA-20PSIA</b>	Control Panel for CP-01 SIA Certifications

#### For more information:

[www.honeywell.com/security](http://www.honeywell.com/security)

#### Automation and Control Solutions

Honeywell Security Products Americas  
2 Corporate Center Dr. Suite 100  
P.O. Box 9040  
Melville, NY 11747  
1.800.467.5875  
[www.honeywell.com](http://www.honeywell.com)

L/VISTA20PD/D  
December 2013  
© 2013 Honeywell International Inc.

# Honeywell



## VISTA-128BPT SERIES

### PARTITIONED COMMERCIAL BURGLARY ALARM CONTROL PANELS



The VISTA-128BPT is a powerful member of the Honeywell family of commercial alarm panels, integrating burglary, CCTV and access control functions. Many features are available that extend the applications of the VISTA-128BPT while simplifying end-user operation.

The VISTA-128BPT and VISTA-128BPTSIA are listed for residential burglary, residential fire and commercial burglary applications (see agency listings in this document for more details). They are compatible with a wide range of AlarmNet communications products for alarm reporting, uploading /downloading and remote services.

## FEATURES

### Standard features

#### (VISTA-128BPT and VISTA-128BPTSIA):

- Provides nine style-B hardwired zones
- Supports up to 119 additional zones using a built-in polling (V-Plex®, multiplex) loop interface
- Supports up to 127 wireless zones using up to two 5800 series wireless receivers (fewer if using hardwire and/or polling loop zones)
- Provides one power-limited bell circuit delivering 1.7Amp (max) at 12VDC
- Provides the ability to control eight separate partitions independently, each functioning as if it had its own separate control
- Accommodates 150 user codes with seven authority levels
- Accommodates 32 keypad macro commands per system
- Keeps a log of up to 512 events
- Supports up to 16 compatible two-wire smoke detectors on zone 1
- Zone 7 may be used for keyswitch arming/disarming
- Integrates with WIN-PAK access control systems to provide increased users, event log and scheduling
- Supports V-Plex addressable VistaKey access control (up to eight doors and 250 cards)
- Easily programmed and maintained by Compass Windows-based downloader
- Supports up to 96 programmable outputs
- Programmable to meet SIA false alarm prevention specifications. To meet UL approval for ANSI/SIA CP-01-2010, order part number V128BPTSIA
- Supports up to six touchscreen Advanced User Interface (AUI) devices (6272 or later)
- Smoke detector reset at keypad
- Quick exit
- Group bypass
- Arm faulted
- Event arming
- Carbon monoxide (CO) zone type support
- Expanded high-speed RS-232 capability for third party interface and automation
- Internet upload/download over AlarmNet GSM and/or IP communicators over the panel's keypad (ECP) bus
- Ringback support for AlarmNet communicators (confirmation of closing report)
- 24-hour dialer test support for AlarmNet devices
- Supports V-Plex Smart Contact feature for improved responsiveness on systems with many V-Plex zones
- Telco line cut detection

# VISTA-128BPT SERIES

## PARTITIONED COMMERCIAL BURGLARY ALARM CONTROL PANELS

### ADDITIONAL FEATURES

#### Basic Hardwired Zones

Provides nine style-B hardwired zones with the following characteristics:

- EOLR supervision (optional for zones 2-8) supporting N.O. or N.C. sensors (EOLR supervision required for fire and UL burglary installations)
- Individually assignable to one of eight partitions
- Up to 16 two-wire smoke detectors on zone 1
- Four-wire smoke or heat detectors on zones 1-8 (power to four-wire smoke detectors must be supervised with an EOL device). Listed for residential fire only.

#### Polling Loop Expansion

Supports up to 119 additional zones using a built-in polling (V-Plex, multiplex) loop interface. Current draw can total up to 128mA. Polling loop zones have the following characteristics:

- Must use V-Plex devices
- Supervised by control panel
- Individually assignable to one of eight partitions
- Supports VSI Module
- Supports 4297 Expander Module
- Maximum wiring distance = 12,000 feet

#### Wireless Expansion

Supports up to 127 wireless zones using up to two 5800 Series wireless receivers (fewer if using hardwire and/or polling loop zones).

Wireless zones have the following characteristics:

- Supervised by control panel for check-in signals (except certain non-supervised transmitters)
- Tamper protection for supervised transmitters
- Individually assignable to one of eight partitions

#### Scheduling

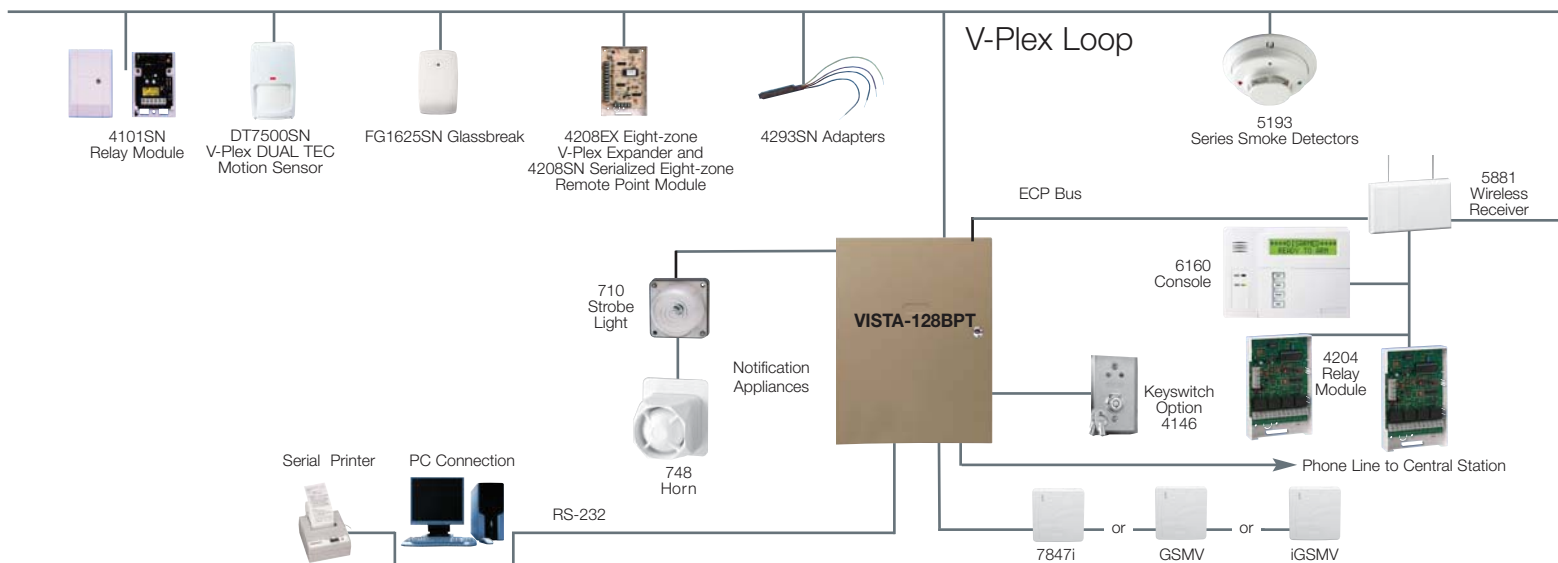
Provides the following scheduling capabilities:

- Open/close schedules (for control of arming/disarming and reporting)
- Holiday schedules (allows different time windows for open/close schedules)
- Timed events (for activation of relays, auto-bypassing and unbypassing, auto-arming and disarming, etc.)
- Access schedules (for limiting system access to users by time)
- End user output programming mode (provides 20 timers for output control)

#### Eight Partitions

Provides the ability to control eight separate areas independently, each functioning as if it had its own separate control. Partitioning features include:

- A Common Lobby partition (1-8), which can be programmed to arm automatically when the last partition that shares the common lobby is armed, and to disarm when the first partition that shares the common lobby is disarmed
- A Master partition (9), used strictly to assign keypads for the purpose of viewing the status of all eight partitions at the same time (master keypads)
- All zones assignable to one of eight partitions
- Keypads assignable to one of eight partitions or to Master partition 9 to view system status
- Ability to assign relays to one or all eight partitions
- Ability to display fire and/or burglary and panic and/or trouble conditions at all other partitions' keypads (selectable option)
- Individually programmable account number, entry delay and exit delay by partition



**NOTE:** Please refer to the website ([www.honeywell.com/security/hsc](http://www.honeywell.com/security/hsc)) for the latest product information.

# VISTA-128BPT SERIES

## PARTITIONED COMMERCIAL BURGLARY ALARM CONTROL PANELS

### ACCESSORIES

#### Auxiliary Devices

- 4204 - Relay Module, four form C contacts
- 5881 Series - RF Receiver supporting 5800 wireless detectors
- 6160 - Alpha Keypad/Annunciator
- 6220S - System Printer

#### Manual Pull Stations

- 5140MPS-1
- 5140MPS-2

#### V-Plex (addressable) Devices

- 4101SN Single Relay/Zone Module
- 4190SN Remote Point Module - two zones
- 4193SN Two-zone Serial Interface Module
- 4208EX - Eight-zone expander for ULC commercial installations
- 4208SN Loop Expansion Module - eight zones
- 4209U Group Zoning Module - two/four zones
- 4293SN One-zone Serial Interface Module
- 4297 Isolation/Extender Module
- VSI Short/Overload Isolation Module
- 5193SD
- 5193SDT

#### Passive Infrared Detectors

- IS2500SN
- DT7500SN

#### V-Plex (Addressable) Contacts

- 4939SN-WH
- 4944SN-WH
- 4959SN

#### V-Plex Glassbreak Detectors

- FG1625SN

#### VISTA Interactive Phone Module

- 4286 VIP Module

#### Optional Communicators

- AlarmNet Internet/Intranet communicators and digital cellular communicators

#### Access Control

- VISTAKey V-Plex (addressable) Access Control
- VISTAKey-SK Starter Kit
- VISTAKey-EX Expansion Kit

#### Wireless Devices

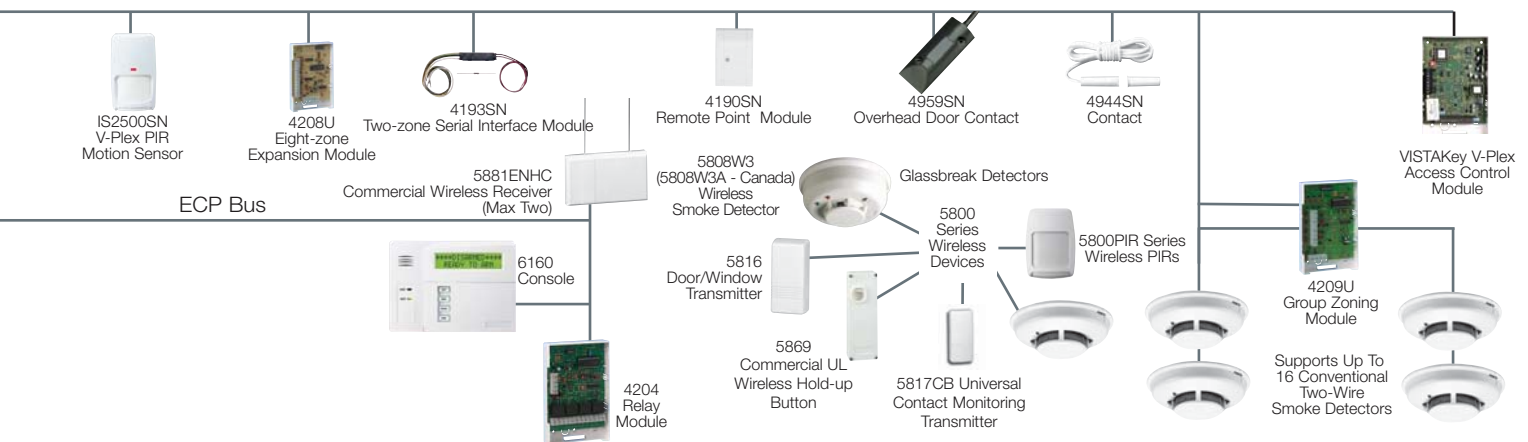
- 5804 - Wireless Key
- 5804BD - Bidirectional Key
- 5804BDV - Bidirectional Key with voice
- 5816 - Door/Window Transmitter

- 5819 - Shock Sensor
- 5827BD - Bidirectional Keypad
- 5853 - Glassbreak Detector
- 5898 - Wireless DUAL TEC Motion Sensor
- 5800PIR-OD - Outdoor Motion Sensor
- 5870API - Asset Protection Device
- 5800PIR/5800PIR-RES/5800PIR-COM - Wireless Motion Detectors
- 5800CO (5800COA - Canada) - Wireless Carbon Monoxide Detector
- 5800RP - Wireless Repeater
- 5808W3 (5808W3A - Canada) - Wireless Smoke Detector
- 5809 - Wireless Heat Detector

#### Commercial Listed Wireless Devices

- 5817CB - Commercial UL Burglary, Universal Contact Monitoring Transmitter\*
- 5869 - Commercial UL Wireless Hold-up Button\*
- 5881ENHC and 5883H Receivers

\*When used with 5881ENHC and/or 5883H receiver.



# VISTA-128BPT SERIES

## PARTITIONED COMMERCIAL BURGLARY ALARM CONTROL PANELS

### SPECIFICATIONS

#### Agency Listed to the Following Standards:

- UL609 Grade A Local Mercantile Premises and Mercantile Safe and Vault
- UL1610 Grades A, AA Central Station
- UL365 Grades A, AA Police Connect
- UL985 Household Fire
- UL1023 Household Burglar Alarm California State Fire Marshall (CSFM)
- UL1635 - Digital Alarm Communicator System Units
- CAN/ULC - S303
- CAN/ULC - S304
- CAN/ULC - S545
- CAN/ULC - S1023
- For commercial burglary attack proof requirements, use N5873V4BE attack proof enclosure provided in VISTA-ULKIT kit

#### Electrical

- Voltage Input: From Honeywell No. 1361 Plug-In Transformer or 1361X10 transformer (for X-10 installations) rated 16.5VAC, 40 VA
- Use 1361CN plug-in transformer for Canada
- Alarm Sounder Output: 10VDC-13.8VDC, 1.7 amps max., (UL1023, UL609 installations); 750mA less aux. current draw (UL985 installations)
- Auxiliary Power Output: 9.6VDC-13.8VDC, 750mA max. For UL installations, the accessories connected to the output must be UL Listed, and rated to operate in the above voltage range
- Backup Battery: 12VDC, 4AH or 7AH sealed-lead acid. YUASA NP4-12 (12V, 4AH) or NP7-12 (12V, 7AH) recommended

- Standby Time: Four hours min. with 750mA aux. load using 7AH battery
- Circuit Protectors: PTC circuit breakers are used on battery input to protect against reverse battery connections and on alarm sounder output to protect against wiring faults (shorts). A solid state circuit breaker is used on auxiliary power output to protect against wiring faults (shorts).

#### Main Dialer

- Formats Supported: ADEMCO Contact ID with support for four-digit and ten-digit accounts and ADEMCO 4 + 2 Express
- Line Seize: Double Pole
- Ringer Equivalence: 0.7B

#### Cabinet Dimensions

12-1/2" W X 14 1/2" H X 3" D

### ORDERING

<b>VISTA-128BPT</b>	Commercial Burglary Alarm Control Panel (UL Listed)
<b>V128BPTSIA</b>	SIA Approved Enhanced Commercial Burglary Alarm Control Panel (UL Listed)
<b>V128BPTCNKT</b>	VISTA-128BPT Commercial Burglary Alarm Control Panel with 1361CN Transformer (Canada only)

#### For more information:

[www.honeywell.com/security/hsc](http://www.honeywell.com/security/hsc)

#### Automation and Control Solutions

Honeywell Security & Communications  
2 Corporate Center Dr. Suite 100  
P.O. Box 9040  
Melville, NY 11747  
1.800.467.5875  
[www.honeywell.com](http://www.honeywell.com)



L/VSTA128BPTD/D  
April 2011  
© 2011 Honeywell International Inc.

## WHY CHOOSE RS2?

Why should you choose an access control solution from RS2 Technologies? There are dozens of reasons, but they can be grouped into a handful of key categories:

- The lowest cost of acquisition & the lowest Total Cost of Ownership (TCO)
- A scalable, open-platform solution
- Industry-proven Authentic Mercury™ hardware
- Powerful, user-friendly software
- Outstanding U.S.-based technical & customer support
- Experienced, technically-competent dealers & integrators
- Thousands of successful installations in the U.S. and around the world in almost every industry & market

### Lowest Cost of Acquisition & Ownership


- No “reader license” charges
- RS2 trains & certifies integrators at RS2 expense, reducing integrators’ and customers’ expense
- Most competitors’ add-on features are standard in RS2 software
- Customers receive full credit for the previous level of software purchased as their system grows, protecting their investment
- RS2 does not have “Software Maintenance Agreements”
- RS2 offers Version Upgrades at a lower cost


### Open Platform Solutions

- RS2 uses only Authentic Mercury™ open-platform hardware
- RS2 codes to both Mercury platforms (SCP & AP), while many competitors don’t
- RS2’s open-platform solutions facilitate:
  - > Ease of installation
  - > Ease of scalability & multi-national application
  - > Ease of integration
- RS2 integrates to most video, CCTV, intercom, visitor management, intrusion detection & other systems
- RS2 open-platform solutions are compatible with the full spectrum of card technologies

### Broad Application Experience

- RS2 access control solutions have been installed across the U.S. and around the world.
- RS2 installations can be found in educational institutions ranging from small (Anderson University, Valparaiso University) to very large (University of Pittsburgh, Purdue University, University of Texas, George Mason University, and many others).
- In the healthcare arena, RS2 solutions are installed in hospitals from Chicago’s Loyola University Medical Center to California’s Mercy Medical Center to the Palm Beach County Health Department in Florida.
- In the Financial & Banking and Energy & Utilities markets, RS2 users include multi-national banks in India and brokerage houses in California, wind farms in Michigan, water treatment facilities in Nebraska, natural gas wells in Texas, and electric utilities everywhere.

	<b>Open Architecture in Access Control Systems</b> <i>Why Open Systems Are Better Than Proprietary Systems</i>
	An RS2 Technologies White Paper  400 Fisher Street, Suite G Munster, IN 46321 www.rs2tech.com

	<b>Total Cost of Ownership (TCO) for Access Control Systems</b> <i>The Importance of Considering All Costs When Comparing the Initial Costs of Access Control Systems.</i>
	An RS2 Technologies White Paper  400 Fisher Street, Suite G Munster, IN 46321 www.rs2tech.com



Health Care



Energy/Utilities



Education



Financial

