

# TIPS VENDOR AGREEMENT

**Between** McKinney Security Systems, LLC **and**  
(Company Name)

## **THE INTERLOCAL PURCHASING SYSTEM (TIPS) For RFP 180204 Fire Safety and Security Solutions**

### **General Information**

The Vendor Agreement (“Agreement”) made and entered into by and between The Interlocal Purchasing System (hereinafter referred to as “TIPS” respectfully) a government cooperative purchasing program authorized by the Region 8 Education Service Center, having its principal place of business at 4845 US Hwy 271 North, Pittsburg, Texas 75686. This Agreement consists of the provisions set forth below, including provisions of all Attachments referenced herein. In the event of a conflict between the provisions set forth below and those contained in any Attachment, the provisions set forth shall control.

The vendor Agreement shall include and incorporate by reference this Agreement, the terms and conditions, special terms and conditions, any agreed upon amendments, as well as all of the sections of the solicitation as posted, including any addenda and the awarded vendor’s proposal. Once signed, if an awarded vendor’s proposal varies or is unclear in any way from the TIPS Agreement, TIPS, at its sole discretion, will decide which provision will prevail. Other documents to be included are the awarded vendor’s proposals, task orders, purchase orders and any adjustments which have been issued. If deviations are submitted to TIPS by the proposing vendor as provided by and within the solicitation process, this Agreement may be amended to incorporate any agreed deviations.

The following pages will constitute the Agreement between the successful vendors(s) and TIPS. Bidders shall state, in a separate writing, and include with their proposal response, any required exceptions or deviations from these terms, conditions, and specifications. If agreed to by TIPS, they will be incorporated into the final Agreement.

A Purchase Order, Agreement or Contract is the TIPS Member’s approval providing the authority to proceed with the negotiated delivery order under the Agreement. Special terms and conditions as agreed to between the vendor and TIPS Member should be added as addendums to the Purchase Order, Agreement or Contract. Items such as certificate of insurance, bonding requirements, small or disadvantaged business goals are some of the addendums possible.

# Terms and Conditions

## Freight

All quotes to members shall provide a line item for cost for freight or shipping regardless if there is a charge or not. If no charge for freight or shipping, indicate by stating "No Charge" or "\$0" or other similar indication. Otherwise, all shipping, freight or delivery changes shall be passed through to the TIPS Member at cost with no markup and said charges shall be agreed by the TIPS Member.

## Warranty Conditions

All new supplies equipment and services shall include manufacturer's minimum standard warranty unless otherwise agreed to in writing. Vendor shall be legally permitted to sell, or an authorized dealer, distributor or manufacturer for all products offered for sale to TIPS Members. All equipment proposed shall be new unless clearly stated in writing.

## Customer Support

The Vendor shall provide timely and accurate customer support to TIPS Members. Vendors shall respond to such requests within one (1) working day after receipt of the request. Vendor shall provide training regarding products and services supplied by the Vendor unless otherwise clearly stated in writing at the time of purchase. (Unless training is a line item sold or packaged and must be purchased with product.)

## Agreements

**All Agreements and agreements** between Vendors and TIPS Members shall strictly adhere to the statutes that are set forth in the Uniform Commercial Code as most recently revised.

**Agreements for purchase** will normally be put into effect by means of a purchase order(s) executed by authorized agents of the participating government entities.

**Davis Bacon Act** requirements will be met when Federal Funds are used for construction and/or repair of buildings.

## Tax exempt status

A taxable item sold, leased, rented to, stored, used, or consumed by any of the following governmental entities is exempted from the taxes imposed by this chapter:(1) the United States; (2) an unincorporated instrumentality of the United States; (3) a corporation that is an agency or instrumentality of the United States and is wholly owned by the United States or by another corporation wholly owned by the United States;(4) the State of Texas; (5) a Texas county, city, special district, or other political subdivision; or (6) a state, or a governmental unit of a state that borders Texas, but only to the extent that the other state or governmental unit exempts or does not impose a tax on similar sales of items to this state or a political subdivision of this state. Texas Tax Code § 151.309. Most TIPS Members are tax exempt and the related laws of the jurisdiction of the TIPS Member shall apply.

Page 2 of 12

### **Assignments of Agreements**

No assignment of Agreement may be made without the prior written approval of TIPS. Payment can only be made to the awarded Vendor or vendor assigned company.

### **Disclosures**

1. Vendor affirms that he/she has not given, offered to give, nor intends to give at any time hereafter any economic opportunity, future employment, gift, loan, gratuity, special discount, trip, favor or service to a public servant in connection with this Agreement.
2. Vendor shall attach, in writing, a complete description of any and all relationships that might be considered a conflict of interest in doing business with Members in the TIPS program.
3. The vendor affirms that, to the best of his/her knowledge, the offer has been arrived at independently, and is submitted without collusion with anyone to obtain information or gain any favoritism that would in any way limit competition or give an unfair advantage over other vendors in the award of this Agreement.

### **Renewal of Agreements**

The Agreement with TIPS is for one (3) year with an option for renewal for additional one (1) consecutive year. Total term of Agreement can be up to the number of years provided in the solicitation, if sales are reported through the Agreement and both parties agree.

### **Automatic Renewal Clauses Incorporated in Awarded Vendor Agreements with TIPS Members Resulting from the Solicitation and with the Vendor Named in this Agreement.**

No Agreement for goods or services with a TIPS Member by the awarded vendor named in this Agreement that results from the solicitation award named in this Agreement, may incorporate an automatic renewal clause with which the TIPS Member must comply. All renewal terms incorporated in an Agreement by the vendor with the TIPS Member shall only be valid and enforceable when the vendor receives written confirmation by purchase order or executed Agreement issued by the TIPS Member for any renewal period. The purpose of this clause is to avoid a TIPS Member inadvertently renewing an Agreement during a period in which the governing body of the TIPS Member has not properly appropriated and budgeted the funds to satisfy the Agreement renewal. This term is not negotiable and any Agreement between a TIPS Member and a TIPS awarded vendor with an automatic renewal clause that conflicts with these terms is rendered void and unenforceable.

### **Shipments**

The Vendor shall ship ordered products within a commercially reasonable time after the receipt of the order. If a product cannot be shipped within that time, the Vendor shall notify TIPS and the requesting entity as to why the product has not shipped and shall provide an estimated

shipping date, if applicable. TIPS or the requesting entity may cancel the order if estimated shipping time is not acceptable.

### **Invoices**

The awarded vendor shall submit invoices or payment requests to the TIPS Member participating entity clearly stating "Per TIPS Agreement # xxxxxxx. Each invoice or pay request shall include the TIPS Member's purchase order number or other identifying designation as provided in the order by the TIPS Member. If applicable, the shipment tracking number or pertinent information for verification of TIPS Member receipt shall be made available upon request. The Vendor or vendor assigned dealer shall not invoice for partial shipments unless agreed to in writing in advance by TIPS and the TIPS Member.

### **Payments**

The TIPS Member will make payments directly to the Vendor or vendor assigned dealer at net 30 days after receiving invoice or in compliance with applicable statute, whichever is the lessor time or as otherwise provided by an agreement of the parties.

### **Pricing**

The Vendor agrees to provide pricing to TIPS and its participating governmental entities that is at least equal to the lowest pricing available to like cooperative purchasing customers and the pricing shall remain so throughout the duration of the Agreement.

Price increases will be honored according to the terms of the solicitation. However, the Vendor shall honor previous prices for thirty (30) days after written notification to TIPS of an increase.

All pricing submitted to TIPS shall include the participation fee, as provided in the solicitation, to be remitted to TIPS by the Vendor. Vendor will not show adding the fee to the invoice presented to customer. Failure to render the participation fee to TIPS shall constitute a breach of this agreement and shall be grounds for termination of this agreement and any other agreement held with TIPS.

### **Participation Fees**

Vendor or vendor assigned dealer Agreements to pay the participation fee for all Agreement sales to TIPS on a monthly scheduled report. Vendor must login to the TIPS database and use the "Submission Report" section to report sales. The Vendor or vendor assigned dealers are responsible for keeping record of all sales that go through the TIPS Agreement. Failure to pay the participation fee will result in termination of Agreement. Please contact TIPS at tips@tips-usa.com or call (866) 839-8477 if you have questions about paying fees.

## **Indemnity**

The Vendor agrees to indemnify and hold harmless and defend TIPS, TIPS Member(s), officers and employees from and against all claims and suits by third parties for damages, injuries to persons (including death), property damages, losses, and expenses including court costs and reasonable attorney's fees, arising out of, or resulting from, Vendor's work under this Agreement, including all such causes of action based upon common, constitutional, or statutory law, or based in whole or in part, upon allegations of negligent or intentional acts on the part of the Vendor, its officers, employees, agents, subcontractors, licensees, or invitees. Vendor further agrees to indemnify and hold harmless and defend TIPS, TIPS Member(s), officers and employees, from and against all claims and suits by third parties for injuries (including death) to an officer, employee, agent, subcontractors, supplier or equipment lessee of the Vendor, arising out of, or resulting from, Vendor's work under this Agreement whether or not such claims are based in part upon the negligent acts or omissions of the TIPS, TIPS Member(s), officers, employees, or agents.

## **Multiple Vendor Awards**

TIPS reserves the right to award multiple vendor Agreements for categories when deemed in the best interest of the TIPS Membership. Bidders scoring the solicitation's specified minimum score or above will be considered for an award. Categories are established at the discretion of TIPS.

## **State of Texas Franchise Tax**

By signature hereon, the bidder hereby certifies that he/she is not currently delinquent in the payment of any franchise taxes owed the State of Texas under Chapter 171, Tax Code.

## **Miscellaneous**

The Vendor acknowledges and agrees that continued participation in TIPS is subject to TIPS sole discretion and that any Vendor may be removed from the participation in the Program at any time with or without cause. Nothing in the Agreement or in any other communication between TIPS and the Vendor may be construed as a guarantee that TIPS Members will submit any orders at any time. TIPS reserves the right to request additional proposals for items or services already on Agreement at any time.

## **Purchase Order Pricing/Product Deviation**

If a deviation of pricing/product on a purchase order or contract modification occurs, TIPS is to be notified within 48 hours of receipt of order.

## **Termination for Convenience**

TIPS reserves the right to terminate this agreement for cause or no cause for convenience with a thirty-day written notice. Termination for convenience is required under Federal Regulations

2 CFR part 200. All purchase orders presented to the Vendor by a TIPS Member prior to the actual termination of this agreement shall be honored at the option of the TIPS Member. The awarded vendor may terminate the agreement with ninety (90) days written notice to TIPS 4845 US Hwy North, Pittsburg, Texas 75686.

### **TIPS Member Purchasing Procedures**

Purchase orders or their equal are issued by participating TIPS Member to the awarded vendor indicating on the PO "Agreement Number". Order is emailed to TIPS at tipspo@tips-usa.com.

- Awarded vendor delivers goods/services directly to the participating member.
- Awarded vendor invoices the participating TIPS Member directly.
- Awarded vendor receives payment directly from the participating member.
- Awarded vendor reports sales monthly to TIPS (unless prior arrangements have been made with TIPS to report monthly).

### **Form of Agreement**

If a vendor submitting an Proposal requires TIPS and/or TIPS Member to sign an additional agreement, a copy of the proposed agreement must be included with the proposal.

In response to submitted supplemental Vendor Agreement documents, TIPS will review proposed vendor Agreement documents. Vendor's Agreement document shall not become part of TIPS's Agreement with vendor unless and until an authorized representative of TIPS reviews and approves it.

### **Licenses**

Awarded vendor shall maintain in current status all federal, state and local licenses, bonds and permits required for the operation of the business conducted by awarded vendor. Awarded vendor shall remain fully informed of and in compliance with all ordinances and regulations pertaining to the lawful provision of services under the Agreement. TIPS reserves the right to stop work and/or cancel Agreement of any awarded vendor whose license(s) expire, lapse, are suspended or terminated.

### **Novation**

If awarded vendor sells or transfers all assets or the entire portion of the assets used to perform this Agreement, a successor in interest must guarantee to perform all obligations under this Agreement. TIPS reserves the right to accept or reject any new party. A simple change of name agreement will not change the Agreement obligations of awarded vendor.

### **Site Requirements (when applicable to service or job)**

Cleanup: Awarded vendor shall clean up and remove all debris and rubbish resulting from their work as required or directed by TIPS Member. Upon completion of work, the premises shall be left in good repair and an orderly, neat, clean and unobstructed condition.

Preparation: Awarded vendor shall not begin a project for which TIPS Member has not prepared the site, unless awarded vendor does the preparation work at no cost, or until TIPS Member includes the cost of site preparation in a purchase order.

Site preparation includes, but is not limited to: moving furniture, installing wiring for networks or power, and similar pre-installation requirements.

Registered sex offender restrictions: For work to be performed at schools, awarded vendor agrees that no employee of a sub-contractor who has been adjudicated to be a registered sex offender will perform work at any time when students are, or reasonably expected to be, present. Awarded vendor agrees that a violation of this condition shall be considered a material breach and may result in the cancellation of the purchase order at the TIPS Member's discretion.

Awarded vendor must identify any additional costs associated with compliance of this term. If no costs are specified, compliance with this term will be provided at no additional charge.

Safety measures: Awarded vendor shall take all reasonable precautions for the safety of employees on the worksite, and shall erect and properly maintain all necessary safeguards for protection of workers and the public. Awarded vendor shall post warning signs against all hazards created by the operation and work in progress. Proper precautions shall be taken pursuant to state law and standard practices to protect workers, general public and existing structures from injury or damage.

### **Smoking**

Persons working under Agreement shall adhere to local smoking policies. Smoking will only be permitted in posted areas or off premises.

### **Marketing**

Awarded vendor agrees to allow TIPS to use their name and logo within website, marketing materials and advertisement. Any use of TIPS name and logo or any form of publicity, inclusive of press release, regarding this Agreement by awarded vendor must have prior approval from TIPS.

### **Supplemental agreements**

The TIPS Member entity participating in the TIPS Agreement and awarded vendor may enter into a separate supplemental agreement or contract to further define the level of service requirements over and above the minimum defined in this Agreement i.e. invoice requirements, ordering requirements, specialized delivery, etc. Any supplemental agreement or contract developed as a result of this Agreement is exclusively between the participating entity and awarded vendor. TIPS, its agents, TIPS Members and employees shall not be made party to any claim for breach of such agreement.

**Survival Clause**

All applicable software license agreements, warranties or service agreements that were entered into between Vendor and Customer under the terms and conditions of the Agreement shall survive the expiration or termination of the Agreement. All Orders, Purchase Orders issued or contracts executed by TIPS or a TIPS Member and accepted by the Vendor prior to the expiration or termination of this agreement, shall survive expiration or termination of the Agreement, subject to previously agreed terms and conditions agreed by the parties or as otherwise specified herein relating to termination of this agreement.

**Legal obligations**

It is the responding vendor's responsibility to be aware of and comply with all local, state and federal laws governing the sale of products/services identified in this Solicitation and any awarded Agreement thereof. Applicable laws and regulations must be followed even if not specifically identified herein.

**Audit rights**

Due to transparency statutes and public accountability requirements of TIPS and TIPS Members', the awarded Vendor shall, at their sole expense, maintain appropriate due diligence of all purchases made by TIPS Member that utilizes this Agreement. TIPS and Region 8 ESC each reserve the right to audit the accounting of TIPS related purchases for a period of three (3) years from the time such purchases are made. This audit right shall survive termination of this Agreement for a period of one (1) year from the effective date of termination. In order to ensure and confirm compliance with this agreement, TIPS shall have authority to conduct random audits of Awarded Vendor's pricing that is offered to TIPS Members. Notwithstanding the foregoing, in the event that TIPS is made aware of any pricing being offered to eligible entities that is materially inconsistent with the pricing under this agreement, TIPS shall have the ability to conduct the audit internally or may engage a third-party auditing firm to investigate any possible non-complying conduct. In the event of an audit, the requested materials shall be reasonably provided in the format and at the location designated by Region 8 ESC or TIPS.

**Force Majeure**

If by reason of Force Majeure, either party hereto shall be rendered unable wholly or in part to carry out its obligations under this Agreement then such party shall give notice and fully particulars of Force Majeure in writing to the other party within a reasonable time after occurrence of the event or cause relied upon, and the obligation of the party giving such notice, so far as it is affected by such Force Majeure, shall be suspended during the continuance of the inability then claimed, except as hereinafter provided, but for no longer period, and such party shall endeavor to remove or overcome such inability with all reasonable dispatch.



### **Scope of Services**

The specific scope of work for each job shall be determined in advance and in writing between TIPS Member and Awarded vendor. It is permitted for the TIPS Member to provide a general scope, but the awarded vendor should provide a written scope of work to the TIPS Member as part of the proposal. Once the scope of the job is agreed to, the TIPS Member will issue a Purchase Order and/or an Agreement or Contract and/or an Agreement with the estimate referenced as an attachment along with required bond and any other special provisions agreed to for the TIPS Member. If special terms and conditions other than those covered within this solicitation and awarded Agreements are required, they will be attached to the Purchase Order and/or an Agreement or Contract and shall take precedence over those in the base TIPS Vendor Agreement.

### **Project Delivery Order Procedures**

The TIPS Member having approved and signed an interlocal agreement, or other TIPS Membership document, may make a request of the awarded vendor under this Agreement when the TIPS Member has services that need to be undertaken. Notification may occur via phone, the web, email, fax, or in person. Upon notification of a pending request, the awarded vendor shall make contact with the TIPS Member as soon as possible, but must make contact with the TIPS Member within two working days.

### **Scheduling of Projects**

Scheduling of projects (if applicable) will be accomplished when the TIPS Member issues a purchase order or other document that will serve as “the notice to proceed”. The period for the delivery order will include the mobilization, materials purchase, installation and delivery, design, weather, and site cleanup and inspection. No additional claims may be made for delays as a result of these items. When the tasks have been completed the awarded vendor shall notify the client and have the TIPS Member inspect the work for acceptance under the scope and terms in the PO. The TIPS Member will issue in writing any corrective actions that are required. Upon completion of these items, the TIPS Member will issue a completion notice and final payment will be issued.

### **Support Requirements**

If there is a dispute between the awarded vendor and TIPS Member, TIPS or its representatives will assist in conflict resolution or third party (mandatory mediation), if requested by either party. TIPS, or its representatives, reserves the right to inspect any project and audit the awarded vendors TIPS project files, documentation and correspondence.

### **Incorporation of Solicitation**

The TIPS Solicitation, whether a Request for Proposals, the Request for Competitive Sealed Proposals or Request for Qualifications solicitation, the Vendor’s response to same and all associated documents and forms made part of the solicitation process, including any addenda,

that resulted in the execution of this agreement are hereby incorporated by reference into this agreement as if copied verbatim.

**SECTION HEADERS OR TITLES**

THE SECTION HEADERS OR TITLES WITHIN THIS DOCUMENT ARE MERELY GUIDES FOR CONVENIENCE AND ARE NOT FOR CLASSIFICATION OR LIMITING OF THE RESPONSIBILITIES OF THE PARTIES TO THIS DOCUMENT.

**NEW STATUTORY REQUIREMENT EFFECTIVE SEPTEMBER 1, 2017.**

Texas governmental entities are prohibited from doing business with companies that fail to certify to this condition as required by Texas Government Code Sec. 2270.

By executing this agreement, you certify that you are authorized to bind the undersigned Vendor and that your company (1) does not boycott Israel; and (2) will not boycott Israel during the term of the Agreement.

You certify that your company is not listed on and we do not do business with companies that are on the Texas Comptroller of Public Accounts list of Designated Foreign Terrorists Organizations per Texas Gov't Code 2270.0153 found at <https://comptroller.texas.gov/purchasing/docs/foreign-terrorist.pdf>

You certify that if the certified statements above become untrue at any time during the life of this Agreement that the Vendor will notify TIPS within 1 business day of the change by a letter on your letterhead from an authorized representative of the Vendor stating the non-compliance decision and the TIPS Agreement number and description at:

Attention: General Counsel  
ESC Region 8/The Interlocal Purchasing System (TIPS)  
4845 Highway 271 North  
Pittsburg, TX, 75686.  
And by an email sent to [bids@tips-usa.com](mailto:bids@tips-usa.com)

## Special Terms and Conditions

It is the intent of TIPS to award to reliable, high performance vendors to supply products and services to government and educational agencies. It is the experience of TIPS that the following procedures provide TIPS, the Vendor, and the participating agency the necessary support to facilitate a mutually beneficial relationship. The specific procedures will be negotiated with the successful vendor.

- **Agreements:** All vendor Purchase Orders and/or Agreements/Contracts must be emailed to TIPS at tipspo@tips-usa.com. Should an agency send an order direct to vendor, it is the vendor's responsibility to forward the order to TIPS at the email above within 24 business hours and confirm its receipt with TIPS.
  - **Promotion of Agreement:** It is agreed that Vendor will encourage all eligible entities to purchase from the TIPS Program. Encouraging entities to purchase directly from the Vendor and not through TIPS Agreement is a violation of the terms and conditions of this Agreement and will result in removal of the Vendor from the TIPS Program.
  - **Daily Order Confirmation:** All Agreement purchase orders will be approved daily by TIPS and sent to vendor. The vendor must confirm receipt of orders to the TIPS Member (customer) within 24 business hours.
  - **Vendor custom website for TIPS:** If Vendor is hosting a custom TIPS website, then updated pricing must be posted by 1<sup>st</sup> of each month.
  - **Back Ordered Products:** If product is not expected to ship within 3 business days, customer is to be notified within 24 hours and appropriate action taken based on customer request.
- 

**Page 12 of 12 will be the TIPS Vendor Agreement Signature Page**

# TIPS Vendor Agreement Signature Form

RFP 180204 Fire Safety and Security Solutions

Company Name McKinney Security Systems, LLC

Address 6901 K Ave., Ste. 104

City Plano State TX Zip 75074

Phone (214) 727-6801 Fax (469) 519-0266

Email of Authorized Representative mwoodworth@gomss.com

Name of Authorized Representative Mark Woodworth

Title President


Signature of Authorized Representative 

Date 02/19/2018

TIPS Authorized Representative Name Meredith Barton

Title Vice-President of Operations

TIPS Authorized Representative Signature 

Approved by ESC Region 8 

Date 4/26/18

# The Interlocal Purchasing System (TIPS Cooperative) Supplier Response

Bid Information		Contact Information		Ship to Information
Bid Creator	Rick Powell General Counsel/Procurement Compliance Officer	Address	Region VIII Education Service Center 4845 US Highway 271 North Pittsburg, TX 75686	Address
Email	rick.powell@tips-usa.com	Contact	Kristie Collins, Contracts Compliance Specialist	Contact
Phone	(903) 575-2689	Department		Department Building
Fax		Building		Floor/Room
Bid Number	180204	Floor/Room		Telephone
Title	Fire Safety and Security Solutions (2 PART)	Telephone	+1 (866) 839-8477	Fax
Bid Type	RFP	Fax	+1 (866) 839-8472	Email
Issue Date	2/1/2018 08:03 AM (CT)	Email	bids@tips-usa.com	
Close Date	3/16/2018 03:00:00 PM (CT)			

## Supplier Information

Company	McKinney Security Systems, LLC
Address	P.O. Box 1005  Allen, TX 75013
Contact	Lori Kanski
Department	
Building	
Floor/Room	
Telephone	(972) 567-3229
Fax	(469) 519-0266
Email	lkanski@gomss.com
Submitted	2/19/2018 04:47:31 PM (CT)
Total	\$0.00

By submitting your response, you certify that you are authorized to represent and bind your company.

Signature Lori Kanski

Email lkanski@gomss.com

## Supplier Notes

## Bid Notes

This solicitation is for security and fire safety solutions for facilities. It is a 2 part solicitation that incorporates a construction component in Part 2 for installation of the fixtures that TIPS members may consider a public work and include wiring or plumbing. Many of these projects require engineering but engineering is not permitted by law to be procured through this solicitation process and the TIPS Member may be required to engage independent engineers for design and/or review of the project.

## Bid Activities

## Bid Messages

### Bid Attributes

Please review the following and respond where necessary

#	Name	Note	Response
1	Yes - No	Disadvantaged/Minority/Women Business Enterprise - D/M/WBE (Required by some participating governmental entities) Vendor certifies that their firm is a D/M/WBE? Vendor must upload proof of certification to the "Response Attachments" D/M/WBE CERTIFICATES section.	No
2	Yes - No	Historically Underutilized Business - HUB (Required by some participating governmental entities) Vendor certifies that their firm is a HUB as defined by the State of Texas at <a href="https://comptroller.texas.gov/purchasing/vendor/hub/">https://comptroller.texas.gov/purchasing/vendor/hub/</a> or in a HUBZone as defined by the US Small Business Administration at <a href="https://www.sba.gov/offices/headquarters/ohp">https://www.sba.gov/offices/headquarters/ohp</a> Proof of one or both may be submitted. Vendor must upload proof of certification to the "Response Attachments" HUB CERTIFICATES section.	No
3	Yes - No	The Vendor can provide services and/or products to all 50 US States?	Yes
4	States Served:	If answer is NO to question #3, please list which states can be served. (Example: AR, OK, TX)	
5	Company and/or Product Description:	This information will appear on the TIPS website in the company profile section, if awarded a TIPS contract. (Limit 750 characters.)	Design, installation and service of access control, CCTV and intrusion alert systems.
6	Primary Contact Name	Primary Contact Name	Mark Woodworth
7	Primary Contact Title	Primary Contact Title	President
8	Primary Contact Email	Primary Contact Email	mwoodworth@gomss.com
9	Primary Contact Phone	Enter 10 digit phone number. (No dashes or extensions) Example: 8668398477	(214) 727-6801
10	Primary Contact Fax	Enter 10 digit phone number. (No dashes or extensions) Example: 8668398477	(469) 519-0266
11	Primary Contact Mobile	Enter 10 digit phone number. (No dashes or extensions) Example: 8668398477	(214) 727-6801
12	Secondary Contact Name	Secondary Contact Name	Lori Kanski
13	Secondary Contact Title	Secondary Contact Title	General Manager
14	Secondary Contact Email	Secondary Contact Email	lkanski@gomss.com
15	Secondary Contact Phone	Enter 10 digit phone number. (No dashes or extensions) Example: 8668398477	(972) 567-3229
16	Secondary Contact Fax	Enter 10 digit phone number. (No dashes or extensions) Example: 8668398477	(469) 519-0266

17	Secondary Contact Mobile	Enter 10 digit phone number. (No dashes or extensions) Example: 8668398477	(972) 567-3229
18	Admin Fee Contact Name	Admin Fee Contact Name. This person is responsible for paying the admin fee to TIPS.	Lori Kanski
19	Admin Fee Contact Email	Admin Fee Contact Email	lkanski@gomss.com
20	Admin Fee Contact Phone	Enter 10 digit phone number. (No dashes or extensions) Example: 8668398477	(972) 567-3229
21	Purchase Order Contact Name	Purchase Order Contact Name. This person is responsible for receiving Purchase Orders from TIPS.	Mark Woodworth
22	Purchase Order Contact Email	Purchase Order Contact Email	mwoodworth@gomss.com
23	Purchase Order Contact Phone	Enter 10 digit phone number. (No dashes or extensions) Example: 8668398477	(214) 727-6801
24	Company Website	Company Website (Format - www.company.com)	www.gomss.com
25	Federal ID Number:	Federal ID Number also known as the Employer Identification Number. (Format - 12-3456789)	75-2620855
26	Primary Address	Primary Address	6901 K Ave., Ste. 104
27	Primary Address City	Primary Address City	Plano
28	Primary Address State	Primary Address State (2 Digit Abbreviation)	TX
29	Primary Address Zip	Primary Address Zip	75074
30	Search Words:	Please list search words to be posted in the TIPS database about your company that TIPS website users might search. Words may be product names, manufacturers, or other words associated with the category of award. YOU MAY NOT LIST NON-CATEGORY ITEMS. (Limit 500 words) (Format: product, paper, construction, manufacturer name, etc.)	CCTV, Access Control, Intrusion Alert, Burglar Alarm, Camera,
31	Yes - No	Most of our members receive Federal Government grants and they make up a significant portion of their budgets. The members need to know if your company is willing to sell to them when they spend federal budget funds on their purchase. There are attributes that follow that are provisions from the federal regulations in 2 CFR part 200. Your answers will determine if your award will be designated as Federal or Education Department General Administrative Regulations (EDGAR)compliant. Is it your intent to be able to sell to our members regardless of the fund source, whether it be local, state or federal?	Yes
32	Yes - No	Certification of Residency (Required by the State of Texas) The vendor's ultimate parent company or majority owner:  (A) has its principal place of business in Texas;  OR  (B) employs at least 500 persons in Texas?	Yes
33	Company Residence (City)	Vendor's principal place of business is in the city of?	Plano
34	Company Residence (State)	Vendor's principal place of business is in the state of?	TX

35	Felony Conviction Notice:	<p>(Required by the State of Texas) My firm is, as outlined on PAGE 5 in the Instructions to Bidders document: (Questions 36 - 37) Statutory citation covering notification of criminal history of contractor is found in the Texas Education Code #44.034.</p> <p>Following is an example of a felony conviction notice:  State of Texas Legislative Senate Bill No. 1, Section 44.034, Notification of Criminal History, Subsection (a), states "a person or business entity that enters into a contract with a school district or ESC 8/TIPS must give advance notice to the district or ESC 8/TIPS if the person or an owner or operator of the business entity has been convicted of a felony.</p> <p>The notice must include a general description of the conduct resulting in the conviction of a felony."  Subsection (b) states "a school district may terminate a contract with a person or business entity if the district determines that the person or business entity failed to give notice as required by Subsection (a) or misrepresented the conduct resulting in the conviction. The district must compensate the person or business entity for services performed before the termination of the contract."</p>	(No Response Required)
36	Yes - No	A publicly held corporation; therefore, this reporting requirement is not applicable?	No
37	Yes - No	Is owned or operated by individual(s) who has/have been convicted of a felony?	No
38	If your firm is owned or operated by the following individual(s) who has/have been convicted of a felony:	Please provide details of the conviction. This is not necessarily a disqualifying factor and the details of the conviction determines the eligibility. Providing false or misleading information about the conviction is illegal.	
39	Pricing Information:	Pricing information section. (Questions 39 - 43)	(No Response Required)
40	Discount Offered	What is the MINIMUM percentage discount off of any item or service you offer to TIPS Members that is in your regular catalog (as defined in the RFP document), website, store or shelf pricing? This is a ceiling on your pricing and not a floor because, in order to be more competitive in the individual circumstance, you may offer a larger discount depending on the items or services purchased and the quantity at time of sale. Must answer with a number between 0% and 100%.	10%
41	TIPS administration fee	By submitting a proposal, I agree that all pricing submitted to TIPS shall include the participation fee, as designated in the solicitation or as otherwise agreed in writing and shall be remitted to TIPS by the Vendor as agreed in the Vendor agreement. I agree that the fee shall not and will not be added by the vendor as a separate line item on a TIPS member invoice, quote, proposal or any other written communications with the TIPS member.	(No Response Required)
42	Yes - No	<p>Vendor agrees to remit to TIPS the required administration fee?</p> <p>TIPS/ESC Region 8 is required by Texas Government Code § 791 to be compensated for its work and thus, failure to agree shall render your response void and it will not be considered.</p>	Yes
43	Yes - No	Do you offer additional discounts to TIPS members for large order quantities or large scope of work?	No



44	Start Time	Average start time after receipt of customer order is ____ working days?	5
45	Years Experience	Company years experience in this category?	11
46	Resellers:	<p>Does the vendor have resellers that it will name under this contract? Resellers are defined as other companies that sell your products under an agreement with you, the awarded vendor of TIPS.</p> <p>EXAMPLE: Walmart is a reseller of Samsung Electronics. If Samsung were a TIPS awarded vendor, then Samsung would list Walmart as a reseller.</p> <p>(If applicable, vendor should download the Reseller/Dealers spreadsheet from the Attachments section, fill out the form and submit the document in the "Response Attachments" RESELLERS section.</p>	No
47	Prices are guaranteed for?	Vendor agrees to honor the pricing discount off regular catalog (as defined in the RFP document), website, store or shelf pricing for the term of the award?	YES
48	Right of Refusal	Does the proposing vendor wish to reserve the right not to perform under the awarded agreement with a TIPS member at vendor's discretion?	Yes
49	NON-COLLUSIVE BIDDING CERTIFICATE	<p>By submission of this bid or proposal, the Bidder certifies that:</p> <p>1) This bid or proposal has been independently arrived at without collusion with any other Bidder or with any Competitor;</p> <p>2) This bid or proposal has not been knowingly disclosed and will not be knowingly disclosed, prior to the opening of bids, or proposals for this project, to any other Bidder, Competitor or potential competitor;</p> <p>3) No attempt has been or will be made to induce any other person, partnership or corporation to submit or not to submit a bid or proposal;</p> <p>4) The person signing this bid or proposal certifies that he has fully informed himself regarding the accuracy of the statements contained in this certification, and under the penalties being applicable to the Bidder as well as to the person signing in its behalf. Not a negotiable term. Failure to agree will render your proposal non-responsive and it will not be considered.</p>	(No Response Required)

50 Texas HB 89- Texas Government code §2270 compliance Texas 2017 House Bill 89 has been signed into law by the governor and as of September 1, 2017 will become law codified as Texas Government Code § 2270 and 808 et seq. YES

The relevant section addressed by this form reads as follows:

Texas Government Code Sec. 2270.002. PROVISION REQUIRED IN CONTRACT. A governmental entity may not enter into a contract with a company for goods or services unless the contract contains a written verification from the company that it: (1) does not boycott Israel; and (2) will not boycott Israel during the term of the contract.

I verify by my "YES" response to this attribute that, as a company submitting a proposal to this solicitation, that I am authorized to respond for the company and affirm that the company (1) does not boycott Israel; and (2) will not boycott Israel during the term of this contract, or any contract with the above-named Texas governmental entity in the future. I further affirm that if our company's position on this issue is reversed and this affirmation is no longer valid, that TIPS will be notified in writing by email to TIPS@TIPS-USA.com within one (1) business day and we understand that our company's failure to affirm and comply with the requirements of Texas Government Code 2270 et seq. shall result in a "no award" determination by TIPS and if a contract exists with TIPS, be grounds for immediate contract termination without penalty to TIPS and Education Service Center Region 8.

FAILURE TO RESPOND "YES" WILL RESULT IN NO CONSIDERATION OF YOUR PROPOSAL.

I swear and affirm that the above is true and correct by a "YES" response.

51 CONFLICT OF INTEREST QUESTIONNAIRE - FORM CIQ If you have a conflict of interest as described in this form or the Local Government Code Chapter 176, cited therein- you are required to complete and file with TIPS, Richard Powell, 4845 US Highway 271 North, Pittsburg, Texas 75686 No

You may find the Blank CIQ form on our website at:

Copy and Paste the following link into a new browser or tab:  
<https://www.tips-usa.com/assets/documents/docs/CIQ.pdf>

Do you have any conflicts under this statutory requirement?

52 Filing of Form CIQ If yes (above), have you filed a form CIQ as directed here?

53 Regulatory Standing I certify to TIPS for the proposal attached that my company is in good standing with all governmental agencies Federal or state that regulate any part of our business operations. If not, please explain in the next attribute question. Yes

54 Regulatory Standing Regulatory Standing explanation of no answer on previous question.

55 Antitrust Certification Statements (Tex. Government Code § 2155.005)

By submission of this bid or proposal, the Bidder certifies that: (No Response Required)

I affirm under penalty of perjury of the laws of the State of Texas that:

(1) I am duly authorized to execute this contract on my own behalf or on behalf of the company, corporation, firm, partnership or individual (Company) listed below;

(2) In connection with this bid, neither I nor any representative of the Company has violated any provision of the Texas Free Enterprise and Antitrust Act, Tex. Bus. & Comm. Code Chapter 15;

(3) In connection with this bid, neither I nor any representative of the Company has violated any federal antitrust law;

(4) Neither I nor any representative of the Company has directly or indirectly communicated any of the contents of this bid to a competitor of the Company or any other company, corporation, firm, partnership or individual engaged in the same line of business as the Company.

## Instructions for Certification:

1. By agreeing to the Attribute question #56, the vendor and prospective lower tier participant is providing the certification set out herein in accordance with these instructions.
2. The certification in this clause is a material representation of fact upon which reliance was placed when this transaction was entered into. If it is later determined that the prospective lower tier participant knowingly rendered an erroneous certification in addition to other remedies available to the federal government, the department or agency with which this transaction originated may pursue available remedies, including suspension and / or debarment.
3. The prospective lower tier participant shall provide immediate written notice to the person to which this proposal is submitted if at any time the prospective lower tier participant learns that its certification was erroneous when submitted or has become erroneous by reason of changed circumstances.
4. The terms "covered transaction," "debarred," "suspended," "ineligible," "lower tier covered transaction," "participants," "person," "primary covered transaction," "principal," "proposal" and "voluntarily excluded," as used in this clause, have the meanings set out in the Definitions and Coverage sections of rules implementing Executive Order 12549. You may contact the person to which this proposal is submitted for assistance in obtaining a copy of those regulations.
5. The prospective lower tier participant agrees by submitting this form that, should the proposed covered transaction be entered into, it shall not knowingly enter into any lower tier covered transaction with a person who is debarred, suspended, declared ineligible or voluntarily excluded from participation in this covered transaction, unless authorized by the department or agency with which this transaction originated.
6. The prospective lower tier participant further agrees by submitting this form that it will include this clause titled "Certification Regarding Debarment, Suspension, Ineligibility and Voluntary Exclusion-Lower Tier Covered Transaction" without modification in all lower tier covered transactions and in all solicitations for lower tier covered transactions.
7. A participant in a covered transaction may rely upon a certification of a prospective participant in a lower tier covered transaction that it is not debarred, suspended, ineligible or voluntarily excluded from the covered transaction, unless it knows that the certification is erroneous. A participant may decide the method and frequency by which it determines the eligibility of its principals. Each participant may, but is not required to, check the Nonprocurement List.
8. Nothing contained in the foregoing shall be construed to require establishment of a system of records in order to render in good faith the certification required by this clause. The knowledge and information of a participant is not required to exceed that which is normally possessed by a prudent person in the ordinary course of business dealings.
9. Except for transactions authorized under paragraph 5 of these instructions, if a participant in a covered transaction knowingly enters into a lower tier covered transaction with a person who is suspended, debarred, ineligible or voluntarily excluded from participation in this transaction, in addition to other remedies available to the federal government, the department or agency with which this

transaction originated may pursue available remedies, including suspension and / or debarment.

57 Suspension or Debarment Certification

Debarment and Suspension (Executive Orders 12549 and 12689)—A contract award (see 2 CFR 180.220) must not be made to parties listed on the governmentwide exclusions in the System for Award Management (SAM), in accordance with the OMB guidelines at 2 CFR 180 that implement Executive Orders 12549 (3 CFR part 1986 Comp., p. 189) and 12689 (3 CFR part 1989 Comp., p. 235), "Debarment and Suspension." SAM Exclusions contains the names of parties debarred, suspended, or otherwise excluded by agencies, as well as parties declared ineligible under statutory or regulatory authority other than Executive Order 12549.

By submitting this offer and certifying this section, this bidder:  
Certifies that no suspension or debarment is in place, which would preclude receiving a federally funded contract as described above.

58 Non-Discrimination Statement and Certification

In accordance with Federal civil rights law, all U.S. Departments, including the U.S. Department of Agriculture (USDA) civil rights regulations and policies, the USDA, its Agencies, offices, and employees, and institutions participating in or administering USDA programs are prohibited from discriminating based on race, color, national origin, religion, sex, gender identity (including gender expression), sexual orientation, disability, age, marital status, family/parental status, income derived from a public assistance program, political beliefs, or reprisal or retaliation for prior civil rights activity, in any program or activity conducted or funded by USDA (not all bases apply to all programs). Remedies and complaint filing deadlines vary by program or incident. Persons with disabilities who require alternative means of communication for program information (e.g., Braille, large print, audiotope, American Sign Language, etc.) should contact the responsible Agency or USDA's TARGET Center at (202) 720-2600 (voice and TTY) or contact USDA through the Federal Relay Service at (800) 877-8339. Additionally, program information may be made available in languages other than English. To file a program discrimination complaint, complete the USDA Program Discrimination Complaint Form, AD-3027, found online at How to File a Program Discrimination Complaint and at any USDA office or write a letter addressed to USDA and provide in the letter all of the information requested in the form. To request a copy of the complaint form, call (866) 632-9992. Submit your completed form or letter to USDA by: (1) mail: U.S. Department of Agriculture, Office of the Assistant Secretary for Civil Rights, 1400 Independence Avenue, SW, Washington, D.C. 20250-9410; (2) fax: (202) 690-7442; or (3) email: [program.intake@usda.gov](mailto:program.intake@usda.gov). (Title VI of the Education Amendments of 1972; Section 504 of the Rehabilitation Act of 1973; the Age Discrimination Act of 1975; Title 7 CFR Parts 15, 15a, and 15b; the Americans with Disabilities Act; and FNS Instruction 113-1, Civil Rights Compliance and Enforcement – Nutrition Programs and Activities) All U.S. Departments, including the USDA are equal opportunity provider, employer, and lender.

Not a negotiable term. Failure to agree will render your

proposal non-responsive and it will not be considered. I certify that in the performance of a contract with TIPS or its members, that our company will conform to the foregoing anti-discrimination statement and comply with the cited and all other applicable laws and regulations.

59 2 CFR PART 200 Contract Provisions Explanation

Required Federal contract provisions of Federal Regulations for Contracts for contracts with ESC Region 8 and TIPS Members:

(No Response Required)

The following provisions are required to be in place and agreed if the procurement is funded in any part with federal funds.

The ESC Region 8 and TIPS Members are the subgrantee or Subrecipient by definition. Most of the provisions are located in 2 CFR PART 200 - Appendix II to Part 200—Contract Provisions for Non-Federal Entity Contracts Under Federal Awards at 2 CFR PART 200. Others are included within 2 CFR part 200 et al.

In addition to other provisions required by the Federal agency or non-Federal entity, all contracts made by the non-Federal entity under the Federal award must contain provisions covering the following, as applicable.

60 2 CFR PART 200 Contracts

Contracts for more than the simplified acquisition threshold currently set at \$150,000, which is the inflation adjusted amount determined by the Civilian Agency Acquisition Council and the Defense Acquisition Regulations Council (Councils) as authorized by 41 U.S.C. 1908, must address administrative, contractual, or legal remedies in instances where contractors violate or breach contract terms, and provide for such sanctions and penalties as appropriate. Notice: Pursuant to the above, when federal funds are expended by ESC Region 8 and TIPS Members, ESC Region 8 and TIPS Members reserves all rights and privileges under the applicable laws and regulations with respect to this procurement in the event of breach of contract by either party.  
Does vendor agree?

Yes

61 2 CFR PART 200 Termination

Termination for cause and for convenience by the grantee or subgrantee including the manner by which it will be effected and the basis for settlement. (All contracts in excess of \$10,000)  
Pursuant to the above, when federal funds are expended by ESC Region 8 and TIPS Members, ESC Region 8 and TIPS Members reserves the right to terminate any agreement in excess of \$10,000 resulting from this procurement process for cause after giving the vendor an appropriate opportunity and up to 30 days, to cure the causal breach of terms and conditions. ESC Region 8 and TIPS Members reserves the right to terminate any agreement in excess of \$10,000 resulting from this procurement process for convenience with 30 days notice in writing to the awarded vendor. The vendor would be compensated for work performed and goods procured as of the termination date if for convenience of the ESC Region 8 and TIPS Members. Any award under this procurement process is not exclusive and the ESC Region 8 and TIPS reserves the right to purchase goods and services from other vendors when it is in the best interest of the ESC Region 8 and TIPS.  
Does vendor agree?

Yes

62	2 CFR PART 200 Clean Air Act	<p>Clean Air Act (42 U.S.C. 7401-7671q.) and the Federal Water Pollution Control Act (33 U.S.C. 1251-1387), as amended—Contracts and subgrants of amounts in excess of \$150,000 must contain a provision that requires the non-Federal award to agree to comply with all applicable standards, orders or regulations issued pursuant to the Clean Air Act (42 U.S.C. 7401-7671q) and the Federal Water Pollution Control Act as amended (33 U.S.C. 1251-1387). Violations must be reported to the Federal awarding agency and the Regional Office of the Environmental Protection Agency (EPA).</p> <p>Pursuant to the Clean Air Act, et al above, when federal funds are expended by ESC Region 8 and TIPS Members, ESC Region 8 and TIPS Members requires that the proposer certify that during the term of an award by the ESC Region 8 and TIPS Members resulting from this procurement process the vendor agrees to comply with all of the above regulations, including all of the terms listed and referenced therein.</p> <p>Does vendor agree?</p>	Yes
63	2 CFR PART 200 Byrd Anti-Lobbying Amendment	<p>Byrd Anti-Lobbying Amendment (31 U.S.C. 1352)—Contractors that apply or bid for an award exceeding \$100,000 must file the required certification. Each tier certifies to the tier above that it will not and has not used Federal appropriated funds to pay any person or organization for influencing or attempting to influence an officer or employee of any agency, a member of Congress, officer or employee of Congress, or an employee of a member of Congress in connection with obtaining any Federal contract, grant or any other award covered by 31 U.S.C. 1352. Each tier must also disclose any lobbying with non-Federal funds that takes place in connection with obtaining any Federal award. Such disclosures are forwarded from tier to tier up to the non-Federal award.</p> <p>Pursuant to the above, when federal funds are expended by ESC Region 8 and TIPS Members, ESC Region 8 and TIPS Members requires the proposer certify that during the term and during the life of any contract with ESC Region 8 and TIPS Members resulting from this procurement process the vendor certifies to the terms included or referenced herein.</p> <p>Does vendor agree?</p>	Yes
64	2 CFR PART 200 Federal Rule	<p>Compliance with all applicable standards, orders, or requirements issued under section 306 of the Clean Air Act (42 U.S.C. 1857(h)), section 508 of the Clean Water Act (33 U.S.C. 1368), Executive Order 11738, and Environmental Protection Agency regulations (40 CFR part 15). (Contracts, subcontracts, and subgrants of amounts in excess of \$100,000)</p> <p>Pursuant to the above, when federal funds are expended by ESC Region 8 and TIPS Members, ESC Region 8 and TIPS Members requires the proposer certify that in performance of the contracts, subcontracts, and subgrants of amounts in excess of \$100,000, the vendor will be in compliance with all applicable standards, orders, or requirements issued under section 306 of the Clean Air Act (42 U.S.C. 1857(h)), section 508 of the Clean Water Act (33 U.S.C. 1368), Executive Order 11738, and Environmental Protection Agency regulations (40 CFR part 15).</p> <p>Does vendor certify that it is in compliance with the Clean Air Act?</p>	Yes

65	2 CFR PART 200 Procurement of Recovered Materials	<p>A non-Federal entity that is a state agency or agency of a political subdivision of a state and its contractors must comply with section 6002 of the Solid Waste Disposal Act, as amended by the Resource Conservation and Recovery Act. The requirements of Section 6002 include procuring only items designated in guidelines of the Environmental Protection Agency (EPA) at 40 CFR part 247 that contain the highest percentage of recovered materials practicable, consistent with</p> <p>maintaining a satisfactory level of competition, where the purchase price of the item exceeds \$10,000 or the value of the quantity acquired during the preceding fiscal year exceeded \$10,000; procuring solid waste management services in a manner that maximizes energy and resource recovery; and establishing an affirmative procurement program for procurement of recovered materials identified in the EPA guidelines.</p> <p>Does vendor certify that it is in compliance with the Solid Waste Disposal Act as described above?</p>	Yes
66	Indemnification	<p>The ESC Region 8 and TIPS is a Texas Political Subdivision and a local governmental entity; therefore, is prohibited from</p> <p>indemnifying third parties pursuant to the Texas Constitution (Article 3, Section 52) except as specifically provided by law or as</p> <p>ordered by a court of competent jurisdiction. A provision in a contract to indemnify or hold a party harmless is a promise to pay for</p> <p>any expenses the indemnified party incurs, if a specified event occurs, such as breaching the terms of the contract or negligently</p> <p>performing duties under the contract. Article III, Section 49 of the Texas Constitution states that "no debt shall be created by or on</p> <p>behalf of the State ... " The Attorney General has counseled that a contractually imposed obligation of indemnity creates a "debt" in</p> <p>the constitutional sense. Tex. Att'y Gen. Op. No. MW-475 (1982). Contract clauses which require the System or institutions to</p> <p>indemnify must be deleted or qualified with "to the extent permitted by the Constitution and Laws of the State of Texas." Liquidated</p> <p>damages, attorney's fees, waiver of vendor's liability, and waiver of statutes of limitations clauses should also be deleted or qualified</p> <p>with "to the extent permitted by the Constitution and laws of State of Texas."</p> <p>Not a negotiable term. Failure to agree will render your proposal non-responsive and it will not be considered. Do you agree</p> <p>to these terms?</p>	Yes



67 Remedies	<p>The parties shall be entitled to exercise any right or remedy available to it either at law or in equity, subject to the choice of law, venue and service of process clauses limitations agreed herein. Nothing in this agreement shall commit the TIPS to an arbitration resolution of any disagreement under any circumstances. Any Claim arising out of or related to the Contract, except for those specifically waived under the terms of the Contract, may, after denial of the Board of Directors, be subject to mediation at the request of either party. Any issues not resolved hereunder must be referred to non-binding mediation to be conducted by a mutually agreed upon mediator as a prerequisite to the filing of any lawsuit over such issue(s). The parties shall share the mediator's fee and any associated filing fee equally. Mediation shall be held in Camp or Titus County, Texas. Agreements reached in mediation shall be reduced to writing, and will be subject to the approval by the District's Board of Directors, signed by the Parties if approved by the Board of Directors, and, if signed, shall thereafter be enforceable as provided by the laws of the State of Texas.</p> <p>Do you agree to these terms?</p>	Yes, I Agree
68 Remedies Explanation of No Answer		
69 Choice of Law	<p>This agreement and any addenda or other additions and all contracts or awards resulting from this procurement process, however described, shall be governed by, construed and enforced in accordance with the laws of the State of Texas, regardless of any conflict of laws principles.</p> <p>Not a negotiable term. Failure to agree will render your proposal non-responsive and it will not be considered. Do you agree to these terms?</p>	Yes
70 Jurisdiction and Service of Process	<p>Any Proceeding arising out of or relating to this procurement process or any contract issued by TIPS resulting from or any contemplated transaction shall be brought in a court of competent jurisdiction in Camp County, Texas and each of the parties irrevocably submits to the exclusive jurisdiction of said court in any such proceeding, waives any objection it may now or hereafter have to venue or to convenience of forum, agrees that all claims in respect of the Proceeding shall be heard and determined only in any such court, and agrees not to bring any proceeding arising out of or relating to this procurement process or any contract resulting from or any contemplated transaction in any other court. The parties agree that either or both of them may file a copy of this paragraph with any court as written evidence of the knowing, voluntary and freely bargained for agreement between the parties irrevocably to waive any objections to venue or to convenience of forum. Process in any Proceeding referred to in the first sentence of this Section may be served on any party anywhere in the world. Venue clauses in contracts with TIPS members may be determined by the parties.</p>	Yes

Not a negotiable term. Failure to agree will render your proposal non-responsive and it will not be considered. Do you agree to these terms?

- 71 Alternative Dispute Resolution Yes, I Agree  
Prior to filing of litigation, the parties may select non-binding mediation as a method of conflict resolution for issues arising out of or relating to this procurement process or any contract resulting from or any contemplated transaction. The parties agree that if nonbinding mediation is chosen as a resolution process, the parties must agree to the chosen mediator(s) and that all mediation venue shall be at a location in Camp or Titus, County, Texas agreed by the parties. The parties agree to share equally the cost of the mediation process and venue cost.  
Do you agree to these terms?
- 72 Alternative Dispute Resolution Explanation of No Answer
- 73 Infringement(s) Yes, I Agree  
The successful vendor will be expected to indemnify and hold harmless the TIPS and its employees, officers, agents, representatives, contractors, assignees and designees from any and all third party claims and judgments involving infringement of patent, copyright, trade secrets, trade or service marks, and any other intellectual or intangible property rights attributed to or claims based on the Vendor's proposal or Vendor's performance of contracts awarded and approved.  
Do you agree to these terms?
- 74 Infringement(s) Explanation of No Answer
- 75 Acts or Omissions Yes, I Agree  
The successful vendor will be expected to indemnify and hold harmless the TIPS, its officers, employees, agents, representatives, contractors, assignees and designees from and against any and all liability, actions, claims, demands or suits, and all related costs, attorney's fees and expenses arising out of, or resulting from any acts or omissions of the vendor or its agents, employees, subcontractors, or suppliers in the execution or performance of any agreements ultimately made by TIPS and the vendor.  
Do you agree to these terms?
- 76 Acts or Omissions Explanation of No Answer
- 77 Contract Governance Yes  
Any contract made or entered into by the TIPS is subject to and is to be governed by Section 271.151 et seq, Tex Loc Gov't Code. Otherwise, TIPS does not waive its governmental immunities from suit or liability except to the extent expressly waived by other applicable laws in clear and unambiguous language.

78 Payment Terms and Funding Out Clause

Payment Terms:  
TIPS or TIPS members shall not be liable for interest or late payment fees on past due balances at a rate higher than permitted by the laws or regulations of the jurisdiction of the TIPS Member.

Yes

Funding Out Clause:  
Vendor agrees to abide by the laws and regulations, including Texas Local Government Code § 271.903, or any statutory or regulatory limitations of the jurisdiction of any TIPS Member which governs contracts entered into by the Vendor and TIPS or a TIPS Member that requires all contracts approved by TIPS or a TIPS Member are subject to the budgeting and appropriation of currently available funds by the entity or its governing body.  
See statute(s) for specifics or consult your legal counsel.  
Not a negotiable term. Failure to agree will render your proposal non-responsive and it will not be considered.  
Do you agree to these terms?

79 Insurance and Fingerprint Requirements Information

Insurance  
If applicable and your staff will be on TIPS member premises for delivery, training or installation etc. and/or with an automobile, you must carry automobile insurance as required by law. You may be asked to provide proof of insurance.

Fingerprint  
It is possible that a vendor may be subject to Chapter 22 of the Texas Education Code. The Texas Education Code, Chapter 22, Section 22.0834. Statutory language may be found at: <http://www.statutes.legis.state.tx.us/>  
If the vendor has staff that meet both of these criterion:  
(1) will have continuing duties related to the contracted services; and  
(2) has or will have direct contact with students  
Then you have "covered" employees for purposes of completing the attached form.  
TIPS recommends all vendors consult their legal counsel for guidance in compliance with this law. If you have questions on how to comply, see below. If you have questions on compliance with this code section, contact the Texas Department of Public Safety Non-Criminal Justice Unit, Access and Dissemination Bureau, FAST-FACT at [NCJU@txdps.state.tx.us](mailto:NCJU@txdps.state.tx.us) and you should send an email identifying you as a contractor to a Texas Independent School District or ESC Region 8 and TIPS. Texas DPS phone number is (512) 424-2474.  
See form in the next attribute to complete entitled: Texas Education Code Chapter 22 Contractor Certification for Contractor Employees

(No Response Required)

80 Texas Education Code Chapter 22 Contractor Certification for Contractor Employees

Introduction: Texas Education Code Chapter 22 requires entities that contract with school districts to provide services to obtain criminal history record information regarding covered employees. Contractors must certify to the district that they have complied. Covered employees with disqualifying criminal histories are prohibited from serving at a school district.

Definitions: Covered employees: Employees of a contractor or subcontractor who have or will have continuing duties related to the service to be performed at the District and have or will have direct contact with students. The District will be the final arbiter of what constitutes direct contact with students. Disqualifying criminal history: Any conviction or other criminal history information designated by the District, or one of the following offenses, if at the time of the offense, the victim was under 18 or enrolled in a public school:

(a) a felony offense under Title 5, Texas Penal Code; (b) an offense for which a defendant is required to register as a sex offender under Chapter 62, Texas Code of Criminal Procedure; or (c) an equivalent offense under federal law or the laws of another state.

I certify that:

NONE (Section A) of the employees of Contractor and any subcontractors are covered employees, as defined above. If this box is checked, I further certify that Contractor has taken precautions or imposed conditions to ensure that the employees of Contractor and any subcontractor will not become covered employees. Contractor will maintain these precautions or conditions throughout the time the contracted services are provided.

OR

SOME (Section B) or all of the employees of Contractor and any subcontractor are covered employees. If this box is checked, I further certify that:

(1) Contractor has obtained all required criminal history record information regarding its covered employees. None of the covered employees has a disqualifying criminal history.

(2) If Contractor receives information that a covered employee subsequently has a reported criminal history, Contractor will immediately remove the covered employee from contract duties and notify the District in writing within 3 business days.

(3) Upon request, Contractor will provide the District with the name and any other requested information of covered employees so that the District may obtain criminal history record information on the covered employees.

(4) If the District objects to the assignment of a covered employee on the basis of the covered employee's criminal history record information, Contractor agrees to discontinue using that covered employee to provide services at the District.

Noncompliance or misrepresentation regarding this certification may be grounds for contract termination.

Some

81 Solicitation Deviation/Compliance

Does the vendor agree with the General Conditions Standard Terms and Conditions or Item Specifications listed in this proposal invitation?

Yes

82 Solicitation Exceptions/Deviations Explanation	<p>If the bidder intends to deviate from the General Conditions Standard Terms and Conditions or Item Specifications listed in this proposal invitation, all such deviations must be listed on this attribute, with complete and detailed conditions and information included or attached.</p> <p>TIPS will consider any deviations in its proposal award decisions, and TIPS reserves the right to accept or reject any bid based upon any deviations indicated below or in any attachments or inclusions.</p> <p>In the absence of any deviation entry on this attribute, the proposer assures TIPS of their full compliance with the Standard Terms and Conditions, Item Specifications, and all other information contained in this Solicitation.</p>	
83 Agreement Deviation/Compliance	Does the vendor agree with the language in the Vendor Agreement?	Yes
84 Agreement Exceptions/Deviations Explanation	<p>If the proposing Vendor desires to deviate from the Vendor Agreement language, all such deviations must be listed on this attribute, with complete and detailed conditions and information included. TIPS will consider any deviations in its proposal award decisions, and TIPS reserves the right to accept or reject any proposal based upon any deviations indicated below. In the absence of any deviation entry on this attribute, the proposer assures TIPS of their full compliance with the Vendor Agreement.</p>	
85 Texas Business and Commerce Code § 272 Requirements as of 9-1-2017	<p>SB 807 prohibits construction contracts to have provisions requiring the contract to be subject to the laws of another state, to be required to litigate the contract in another state, or to require arbitration in another state. A contract with such provisions is voidable. Under this new statute, a "construction contract" includes contracts, subcontracts, or agreements with (among others) architects, engineers, contractors, construction managers, equipment lessors, or materials suppliers. "Construction contracts" are for the design, construction, alteration, renovation, remodeling, or repair of any building or improvement to real property, or for furnishing materials or equipment for the project. The term also includes moving, demolition, or excavation. BY RESPONDING TO THIS SOLICITATION, AND WHEN APPLICABLE, THE PROPOSER AGREES TO COMPLY WITH THE TEXAS BUSINESS AND COMMERCE CODE § 272 WHEN EXECUTING CONTRACTS WITH TIPS MEMBERS THAT ARE TEXAS GOVERNMENT ENTITIES.</p>	(No Response Required)

---

Line Items

---

Response Total: \$0.00

---



## Certification Regarding Lobbying

Applicable to Grants, Subgrants, Cooperative Agreements, and Contracts Exceeding \$100,000 in Federal Funds.

Submission of this certification is a prerequisite for making or entering into this transaction and is imposed by section 1352, Title 31, U.S. Code. This certification is a material representation of fact upon which reliance was placed when this transaction was made or entered into. Any person who fails to file the required certification shall be subject to a civil penalty of not less than \$10,000 and not more than \$100,000 for each such failure.

The undersigned certifies, to the best of his or her knowledge and belief, that:

(1) No Federal appropriated funds have been paid or will be paid by or on behalf of the undersigned, to any person for influencing or attempting to influence an officer or employee of any agency, a Member of Congress, an officer or employee of congress, or an employee of a Member of Congress in connection with the awarding of a Federal contract, the making of a Federal grant, the making of a Federal loan, the entering into a cooperative agreement, and the extension, continuation, renewal, amendment, or modification of a Federal contract, grant, loan, or cooperative agreement.

(2) If any funds other than Federal appropriated funds have been paid or will be paid to any person for influencing or attempting to influence an officer or employee of any agency, a Member of Congress, an officer or employee of congress, or an employee of a Member of Congress in connection with this Federal grant or cooperative agreement, the undersigned shall complete and submit Standard Form-LLL, "disclosure Form to Report Lobbying," in accordance with its instructions.

(3) The undersigned shall require that the language of this certification be included in the award documents for all covered subawards exceeding \$100,000 in Federal funds at all appropriate tiers and that all subrecipients shall certify and disclose accordingly.

**McKinney Security Systems, LLC**

6901 K Ave., Ste. 104

Name/Address of Organization

**Mark Woodworth**

Name/Title of Submitting Official



Signature

02/19/2018

Date



FELONY CONVICTION NOTICE

FOR RESPONSE TO TIPS SOLICITATION

Statutory citation covering notification of criminal history of contractor is found in the Texas Education Code #44.034. Following is an example of a felony conviction notice:

State of Texas Legislative Senate Bill No. 1, Section 44.034, Notification of Criminal History, Subsection (a), states "a person or business entity that enters into a contract with a school district must give advance notice to the district if the person or an owner or operator of the business entity has been convicted of a felony. The notice must include a general description of the conduct resulting in the conviction of a felony." Subsection (b) states "a school district may terminate a contract with a person or business entity if the district determines that the person or business entity failed to give notice as required by Subsection (a) or misrepresented the conduct resulting in the conviction. The district must compensate the person or business entity for services performed before the termination of the contract."

THIS NOTICE IS NOT REQUIRED OF A PUBLICLY-HELD CORPORATION

**Complete only one of the three below: A or B or C.**

I, the undersigned agent for the firm named below, certify that the information concerning notification of felony convictions has been reviewed by me and the following information furnished is true to the best of my knowledge.

Official: McKinney Security Systems, LLC  
**Print Authorized Company Official's Name**

**A.** My firm is a publicly held corporation; therefore, this reporting requirement is not applicable.

**Signature of Authorized Company Official:** \_\_\_\_\_

**OR**

**B.** My firm is not owned nor operated by anyone who has been convicted of a felony:

**Signature of Authorized Company Official:** 

**OR**

**C.** My firm is owned or operated by the following individual(s) who has/have been convicted of a felony:

Name of Felon(s): \_\_\_\_\_

Details of Conviction(s): \_\_\_\_\_

You may attach another sheet

**Signature of Authorized Company Official:** \_\_\_\_\_

**Federal Requirements for Procurement and Contracting with small and minority businesses, women's business enterprises, and labor surplus area firms.**

The Education Service Center Region 8 and TIPS Members anticipate possibly using federal funds for procurement under this potential award and is required to obtain the following compliance assurance.

**1. Will you be subcontracting any of your work under this award if you are successful?** (Circle one)

YES or NO

**2. If yes, do you agree to comply with the following federal requirements?** (Circle one)

YES or NO

2 CFR §200.321 Contracting with small and minority businesses, women's business enterprises, and labor surplus area firms.

(a) The non-Federal entity must take all necessary affirmative steps to assure that minority businesses, women's business enterprises, and labor surplus area firms are used when possible.

(b) Affirmative steps must include:

- (1) Placing qualified small and minority businesses and women's business enterprises on solicitation lists;
- (2) Assuring that small and minority businesses, and women's business enterprises are solicited whenever they are potential sources;
- (3) Dividing total requirements, when economically feasible, into smaller tasks or quantities to permit maximum participation by small and minority businesses, and women's business enterprises;
- (4) Establishing delivery schedules, where the requirement permits, which encourage participation by small and minority businesses, and women's business enterprises;
- (5) Using the services and assistance, as appropriate, of such organizations as the Small Business Administration and the Minority Business Development Agency of the Department of Commerce ; and
- (6) Requiring the prime contractor, if subcontracts are to be let, to take the affirmative steps listed in paragraphs (1) through (5) of this section.

Company Name McKinney Security Systems, LLC

Print name of authorized representative Mark Woodworth

Signature of authorized representative 

Date 02/19/2018

### Texas Government Code 2270 Verification Form

Texas 2017 House Bill 89 has been signed into law by the governor and as of September 1, 2017 will become law codified as Texas Government Code § 2270 and 808 et seq.

The relevant section addressed by this form reads as follows:

Texas Government Code Sec. 2270.002. PROVISION REQUIRED IN CONTRACT. A governmental entity may not enter into a contract with a company for goods or services unless the contract contains a written verification from the company that it: (1) does not boycott Israel; and (2) will not boycott Israel during the term of the contract.

I, Mark Woodworth as an authorized representative of  
McKinney Security Systems, LLC, a contractor/vendor  
Insert Name of Company

engaged by

ESC Region 8/The Interlocal Purchasing System (TIPS)  
4845 Highway 271 North  
Pittsburg, TX, 75686

verify by this writing that the above-named company affirms that it (1) does not boycott Israel; and (2) will not boycott Israel during the term of this contract, or any contract with the above-named Texas governmental entity in the future. I further affirm that if our company's position on this issue is reversed and this affirmation is no longer valid, that the above-named Texas governmental entity will be notified in writing within one (1) business day and we understand that our company's failure to affirm and comply with the requirements of Texas Government Code 2270 et seq. shall be grounds for immediate contract termination without penalty to the above-named Texas governmental entity.

AND

our company is not listed on and we do not do business with companies that are on the the Texas Comptroller of Public Accounts list of Designated Foreign Terrorists Organizations per Texas Gov't Code 2270.0153 found at <https://comptroller.texas.gov/purchasing/docs/foreign-terrorist.pdf>

I swear and affirm that the above is true and correct.

 02/19/2018  
Signature of Named Authorized Company Representative Date

FAILURE TO PROPERLY COMPLETE THIS FORM AND SUBMIT WITH YOUR RESPONSE MAY RESULT IN A WAIVER OF YOUR RIGHTS UNDER THE LAW TO MAINTAIN CONFIDENTIALITY TREATMENT OF SUBMITTED MATERIALS.

CONFIDENTIAL INFORMATION SUBMITTED IN RESPONSE TO COMPETITIVE PROCUREMENT REQUESTS OF EDUCATION SERVICE CENTER REGION 8 AND TIPS IS GOVERNED BY TEXAS GOVERNMENT CODE, CHAPTER 552

If you consider any portion of your proposal to be confidential information and not subject to public disclosure pursuant to Chapter 552 Tex Gov't Code or other law(s), you **must make a copy of all claimed confidential materials within your proposal and put this COMPLETED form as a cover sheet to said materials then scan, name "CONFIDENTIAL" and upload with your proposal submission.** (You must include the confidential information in the submitted proposal as well, the copy uploaded is to indicate which material in your proposal, if any, you deem confidential in the event the District receives a Public Information Request.) Education Service Center Region 8 and TIPS will follow procedures of controlling statute(s) regarding any claim of confidentiality and shall not be liable for any release of information required by law. Pricing of solicited product or service may be deemed as public information under Chapter 552 Tex Gov't Code. The Office of Texas Attorney General shall make the final determination whether the information held by Education Service Center Region 8 and TIPS is confidential and exempt from public disclosure.

**If you claim that parts of your proposal are confidential, complete the top section below.**

**I DO NOT desire to expressly waive** any claim of confidentiality as to any and all information contained within our response to the competitive procurement process (e.g. RFP, CSP, Bid, RFQ, etc.) by completing the following and submitting this sheet with our response to Education Service Center Region 8 and TIPS. The attached contains material from our proposal that I classify and deem confidential under Texas Gov't Code Sec. 552 or other law(s) and I invoke my statutory rights to confidential treatment of the enclosed materials.

\_\_\_\_\_  
Name of company claiming confidential status of material

\_\_\_\_\_  
Printed Name and Title of authorized company officer claiming confidential status of material

\_\_\_\_\_  
City State ZIP Phone Address

ATTACHED ARE COPIES OF \_\_\_\_\_ PAGES OF CONFIDENTIAL MATERIAL FROM OUR PROPOSAL

Signature \_\_\_\_\_ Date \_\_\_\_\_

**If you do not claim any of your proposal to be confidential, complete the section below only.**

**Express Waiver: I desire to expressly waive** any claim of confidentiality as to any and all information contained within our response to the competitive procurement process (e.g. RFP, CSP, Bid, RFQ, etc.) by completing the following and submitting this sheet with our response to Education Service Center Region 8 and TIPS.

McKinney Security Systems, LLC  
\_\_\_\_\_  
Name of company expressly waiving confidential status of material

Mark Woodworth, President  
\_\_\_\_\_  
Printed Name and Title of authorized company officer expressly waiving confidential status of material

6901 K Ave., Ste. 104, Plano, TX 75074 (214) 727-6801 Address  
City State ZIP Phone

Signature  Date 02/19/2018



**DSX Access Systems, Inc.**

## **DSX-1042 Intelligent Controller**



- Scalable Architecture 2 - 8 doors
- TCP/IP Communications
- Individual Intelligence
- 512K RAM / 512K Flash ROM
- UL 294 / UL 1076
- 240+ Card and Keypad Formats
- FIPS/TWIC Card Compatibility
- Real Time Processing and Communications
- Integrated Power Supply and Distribution

## DSX-1042 Specifications

### **Processor**

AM186 20Mhz

### **RAM/ROM Memory**

Flash ROM 512K

Standard RAM 512K

### **Communication Ports**

DSX-1042

RS-232 In 1 Master to PC

RS-232 Out 1 Panel to DSX-1040CDM  
1040CDM

RS-232 In 1 Master to DSX-1040CDM

RS-232 Out 1 Slave Communications

RS-485 In 1 From previous DSX-1048 Package

RS-485 Out 1 To subsequent DSX-1048 Packages

### **Power Requirements**

DSX-1042 13.5 VDC @ 300ma from 1040CDM

DSX-1040CDM 13.5 VDC @ 150ma from 1040PDP

Total Maximum Current 13.5 VDC @ 7.0A

### **Output Voltage**

Panel outputs provide a regulated, fused, DC voltage.

DSX-1042 9-13.5VDC - 12VDC nominal - 1A Fused

DSX-1040CDM 9-13.5VDC - 12VDC nominal - 1.5A

Fused

DSX-1040CDM 5VDC - .5A Fused

All Outputs are Class II, Power Limited

### **Inputs**

EOL Supervised 8

**4 Inputs** are used for standard point monitoring.

**4 Inputs** are used for door position and exit request monitoring.

All Inputs support two, three, and four state monitoring with five programmable circuit types.

### **Outputs**

Form C Relays 2

Relay Output Ratings 5 AMP - 30VDC

Open Collector Outputs 2 - negative 100ma

LED Outputs 6 - 3 per reader port - negative 100ma

Pre-Alarm Outputs 2 - 1 per door - negative 100ma

### **Access Controlled Entry Points**

Card Reader or Keypad 2 expandable to 8

Card and Reader Formats 240+ including PIV Cards

Any combination of card readers, keypads, or card and keypad controlled entry points may be used.

### **Equipment Size**

DSX-1040CDM 11" W x 4.5" H x 1.5" D

DSX-1042 11" W x 4.5" H x 1.5" D

### **Equipment Weight**

DSX-1040CDM 1.0 lb.

DSX-1042 1.2 lb.

### **Enclosure Type**

Nema Type 1 equivalent enclosure with lift-off hinged door, lock/key, and tamper switch.

### **Enclosure Size**

DSX-1040E Cabinet 15.5" W x 22.5" H x 6" D

### **Enclosure Weight**

DSX-1040E Cabinet 19.2 lb.

### **Finish**

Black Powder Coat with White Silkscreen on Enclosure and Black Enamel on DSX-1042.

### **Conduit Knockouts**

Concentric knockouts in Top, Bottom, and Sides.

Knockouts accommodate 1/2, 3/4, 1, 1 3/4 inch conduit.

### **Temperature**

Operating 32 to 131 F

Storage -35 to 150 F

### **Humidity**

Operating 0 to 95%, relative

### **Warranty**

Limited 2 Years



**DSX Access Systems, Inc.**

## **DSX-1040PDP Power Distribution Panel**



- **12VDC / 6A Controller Power**
- **Battery Backup for Controllers**
- **Lock Power is 12VDC – 8A / 24VDC – 4A > 8A**
- **Optional Battery Backup for Locks**
- **UL294 / UL1076**
- **AC Loss and Low Battery Outputs**
- **All Outputs Class II Power Limited**
- **Fire Override Input/Output Selectable for each Lock Output**

## **DSX-1040 PDP Specifications**

### **Size**

DSX-1040PE Cabinet 15.5" W x 14" H x 6" D

DSX-1040PDM 8" W x 4" H x 1.5" D

SWS-150-15/27 3.9" W x 7.8" H x 2.0"D

### **Weight**

DSX- 1040PE Cabinet 11.00 lb

DSX-1040PDM 1.30 lb

SWS-150 15/27 1.60 lb

### **Finish**

Black Powder Coat with White Silkscreen

### **Conduit Knockouts**

Concentric knockouts in Top, Bottom, and Sides.

Knockouts accommodate 1/2, 3/4, 1, 1 3/4 inch conduit.

### **Enclosure Type**

Nema Type 1 equivalent enclosure with lift-off hinged door, lock/key, and tamper switch.

### **Supervisory Outputs**

Low Battery N.C. Relay

Loss of AC 2 - N.C. Relays

### **Power Input Requirements**

DSX-1040PDM 15VDC/6A for Panels

15VDC/8A or 27VDC/4A-8A for Locks

SWS-150 120VAC (88-264VAC) auto

### **Power Outputs**

DSX-1040PDM 10-15VDC, 12VDC nominal 2 – 3A outputs

8 - 12VDC@8A or 24VDC@4A – 8A for Locks

12VDC/3A Panel Battery Charging Circuit

12/24VDC/3A Lock Battery Charging Circuit

SWS-150/15 15VDC 8.0A 150 Watts 511.8 BTUs

SWS-150/27 27VDC 4.0A 150 Watts 511.8 BTUs

SWS-320/27 27VDC 8.0A 320 Watts 1091.8 BTUs

\*All 1040PDM Outputs are Class II, Power Limited

### **Inputs**

Battery Test Active Low from spare Output on DSX-1048

Fire Override Connection point for N.C. relay contact to control PDM relay that enables all Lock Power

### **Warranty**


Limited 2 Years





DSX Access Systems, Inc.

## DSX-1042 Intelligent Controller



- Scalable Architecture 2 - 8 doors
- TCP/IP Communications
- Individual Intelligence
- 512K RAM / 512K Flash ROM
- UL 294 / UL 1076
- 240+ Card and Keypad Formats
- FIPS/TWIC Card Compatibility
- Real Time Processing and Communications
- Integrated Power Supply and Distribution

## DSX-1042 Specifications

### **Processor**

AM186 20Mhz

### **RAM/ROM Memory**

Flash ROM 512K

Standard RAM 512K

### **Communication Ports**

DSX-1042

RS-232 In 1 Master to PC

RS-232 Out 1 Panel to DSX-1040CDM

### **Power Requirements**

DSX-1042 13.5 VDC @ 300ma from 1040CDM

### **Output Voltage**

Panel outputs provide a regulated, fused, DC voltage.

DSX-1042 9-13.5VDC - 12VDC nominal - 1A Fused

All Outputs are Class II, Power Limited

### **Inputs**

EOL Supervised 8

**4 Inputs** are used for standard point monitoring.

**4 Inputs** are used for door position and exit request monitoring.

All Inputs support two, three, and four state monitoring with five programmable circuit types.

### **Outputs**

Form C Relays 2

Relay Output Ratings 5 AMP - 30VDC

Open Collector Outputs 2 - negative 100ma

LED Outputs 6 - 3 per reader port - negative 100ma

Pre-Alarm Outputs 2 - 1 per door - negative 100ma

### **Access Controlled Entry Points**

Card Reader or Keypad 2 expandable to 8

Card and Reader Formats 240+ including PIV Cards

Any combination of card readers, keypads, or card and keypad controlled entry points may be used.

### **Size**

DSX-1042 11" W x 4.5" H x 1.5" D

### **Weight**

DSX-1042 1.2 lb.

### **Finish**

Black Enamel with White Silkscreen.

### **Temperature**

Operating 32 to 131 F

Storage -35 to 150 F

### **Humidity**

Operating 0 to 95%, relative

### **Warranty**

Limited 2 Years



®  
DSX Access Systems, Inc.

## DSX-LAN Communications Module



- ❖ Web Interface
- ❖ Admin and User Passwords
- ❖ Complex Passwords
- ❖ Powered by Controller or CDM
- ❖ IP and Serial Setup Utilities
- ❖ Transmitted Security Log
- ❖ DHCP / Static Communications
- ❖ AutoSensing 10/100 Auto Duplexing
- ❖ RS-232/485 Panel Communications
- ❖ UDP Protocol with definable Socket

# **DSX-LAN Module Overview**

## **Master Communications**

The DSX-LAN module is used to provide Local or Wide Area Network Communications between the Comm Server PC and Master Controller. The WinDSX software is inherently TCP/IP capable and can direct communications to a particular IP address and UDP port number. The DSX-LAN module receives that communication and converts it to RS-232 or RS-485 that connects directly to the Master Controller.

## **Slave Communications**

The DSX-LAN can also be used at a Slave Controller or a Cluster of Slave Controllers with the use of the DSX PC Master Software. PC Master is an application that routes Panel Communication to various IP Addresses and/or Comm Ports. PC Master is positioned between the Comm Server PC and the field controllers.

## **Specifications**

### **Power**

The DSX-LAN is powered from a DSX Intelligent Controller 5V or 12V fused outputs. It can also be powered from the DSX-1040 CDM 5V or 12V outputs.

### **Mounting**

The DSX-LAN(M) is designed to fit in the same Equipment Cabinet as the DSX-1048 and DSX-1022 Controllers. It can mount on the inside or rest in the bottom of the enclosure. It has three mounting holes and removable terminal blocks.

### **Communications**

The DSX-LAN module is configurable for static or dynamic communications (1 or 2 Comm Servers) and is auto-sensing 10/100 and auto - duplexing. LAN communications is UDP only and only over the ports specified in the range of 4000 to 5000.

### **Size**

DSX-LAN(M) 2.7" W x 3.7" H x 1.5" D

### **Weight**

DSX-LAN 6.9 oz.

### **Temperature/Humidity**

Operating 0 to 70 C

### **Power Requirements**

DC Input Voltage 5-14VDC @ 350ma

### **Warranty**

Limited 2 Years

## Single Output General Purpose Power Supplies



- ◆ Low Cost
- ◆ Power Factor Correction to EN61000-3-2
- ◆ Universal Input (85 - 265VAC)
- ◆ Input Transient Protected IEC61000-4
- ◆ Enclosed

**RoHS**

### Key Market Segments & Applications

Factory Automation	Process Control, NC-Machining, Automotive, Packaging Equipment, Materials Handling, Chemical Processing, Robots
Test & Measurement	Burn-in & Test, Automated, Detection Test, Instrumentation, Measurement
Automated Service	Vending Machines, Elevators, Video Gaming, Point of Sale Equipment

### SWS Features and Benefits

Feature	Benefit
◆ Meets IEC61000-4	◆ Greater reliability
◆ Global safety Approvals	◆ Supports Global Use
◆ Power Factor Corrected	◆ Supports Global Use
◆ Level B EMI	◆ Assists System Compliance

### Specifications

MODEL		SWS50	SWS75	SWS100	SWS150
ITEMS					
Input Voltage range (1)	-	85 - 265VAC (47 - 63Hz) or 120 - 370VDC			
Inrush Current (115/230VAC)	A	20/40		16/32	
Power Factor	-	Meets EN61000-3-2			
Input Current (115/230VAC)	A	1.2/0.6	1.6/0.8	1.2/0.6	1.8/0.9
Temperature Coefficient	-	<0.02%/°C			
Total Regulation	-	<5%			
Overcurrent Protection	-	>105%, Constant Current Style			
Overvoltage Protection	V	115 -135%, Cycle AC line to reset			
Hold Up Time (Typ)	ms	20ms at 115VAC			
Leakage Current Max.	mA	1mA (0.6mA typ@230VAC)		0.75mA (0.5mA typ@230VAC)	
Remote Sense	-	Not Available			
LED Indicator	-	Green LED = On			
Operating Temperature	-	-10 to +70°C (See table for derating - model specific)			
Storage Temperature	-	-30 to +85°C			
Operating Humidity (2)	-	30 - 90% RH			
Storage Humidity (2)	-	10 - 95% RH			
Cooling		Convection			
Withstand Voltage	-	Input to Ground 2kVAC, Input to Output 3kVAC, Output to Ground 500VAC for 1 min.			
Isolation Resistance	-	>100M at 25C & 70%RH, Output to Ground 500VDC			
Vibration (non operating)	-	19.6m/s <sup>2</sup> (10 - 55Hz (constant sweep 1 min) X, Y, Z for 1 hour)			
Shock	-	< 196.1 m/s <sup>2</sup> (20G)			
Safety Agency Approvals	-	UL60950-1, CSA60950-1, EN60950-1, CE Mark, EN50178			
Conducted & Radiated EMI	-	EN55011 / EN55022-B, FCC Class B, VCCI-B			
Recommended EMI Filter	-	MAW1202-22	MAW1203-22	MAW1202-22	MAW1203-22
Immunity	-	EN61000-4-2,-3,-4,-5,-6,-8,-11			
Weight (Typ)	g	400	480	600	750
Size (WxHxD)	in	3.62 x 1.46 x 6.26	3.7 x 1.69 x 6.69	3.78 x 1.77 x 7.4	3.9 x 2 x 7.8
Warranty	-	Two Years			

(1) Derate to 85% load below 100VAC input

(2) non condensing

## Model Selector

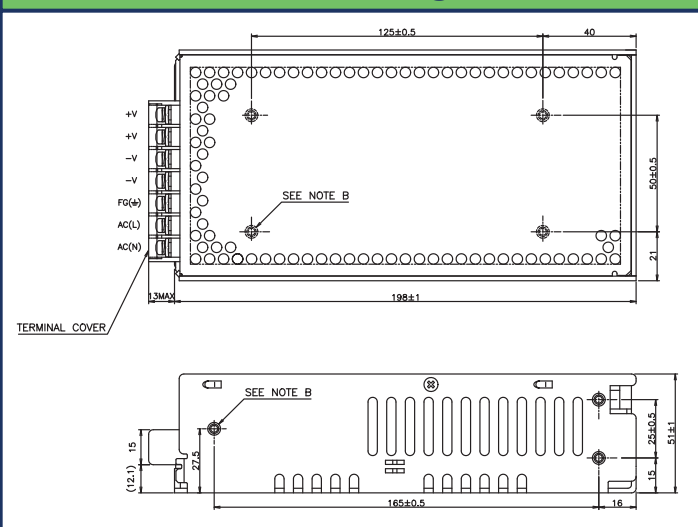
Model	Voltage	Adjust Range	Max Curr.	Load Reg mV	Line Reg mV	Ripple Noise	Eff. (typ)%
SWS50-3	3.3V	3-3.6V	10	40	20	80	73/70
SWS75-3	3.3V	3-3.6V	15	40	20	80	72/68
SWS100-3	3.3V	3-3.6V	20	40	20	100	69/70
SWS150-3	3.3V	3-3.6V	30	40	20	100	70/72
SWS50-5	5V	4.5-5.5V	10	50	20	80	77/75
SWS75-5	5V	4.5-5.5V	15	50	20	80	77/74
SWS100-5	5V	4.5-5.5V	20	40	20	100	75/77
SWS150-5	5V	4.5-5.5V	30	40	20	100	76/78
SWS50-12	12V	10.8-13.2V	4.3	96	48	80	82/79
SWS75-12	12V	10.8-13.2V	6.3	96	48	80	83/81
SWS100-12	12V	10.8-13.2V	8.5	96	48	100	79/81
SWS150-12	12V	10.8-13.2V	12.5	96	48	100	79/82
SWS50-15	15V	13.5-16.5V	3.5	120	60	100	84/80
SWS75-15	15V	13.5-16.5V	5	120	60	100	85/82
SWS100-15	15V	13.5-16.5V	6.7	120	60	100	81/83
SWS150-15	15V	13.5-16.5V	10	120	60	100	81/83
SWS150-18	18V	16.2-19.8V	8.4	144	72	120	82/84
SWS50-24	24V	21.6-26.4V	2.1	144	96	100	84/80
SWS75-24	24V	21.6-26.4V	3.2	144	96	100	85/82
SWS100-24	24V	21.6-26.4V	4.3	144	96	150	82/84
SWS150-24	24V	21.6-26.4V	6.3	144	96	150	82/85
SWS150-28	28V	25.2-30.8V	5.4	168	112	180	82/85

### Vertical Mount

Convection	25°C	30°C	35°C	40°C	45°C	50°C	55°C	60°C
SWS50	100%	100%	100%	100%	100%	100%	93%	85%
SWS75 (3.3-5V)	100%	100%	100%	100%	93%	85%	73%	60%
SWS75 (12V-24V)	100%	100%	100%	100%	100%	93%	85%	60%
SWS100	100%	100%	100%	100%	100%	87%	73%	60%
SWS150 (3.3-5V)	100%	95%	90%	85%	73%	60%	-	-
SWS150 (12V-24V)	100%	100%	100%	100%	100%	100%	80%	60%
1.2m/s Forced Air	50°C	55°C	60°C	65°C	70°C			
SWS75	100%	100%	90%	80%	70%			
SWS100	100%	100%	90%	80%	70%			
SWS150	100%	100%	90%	80%	70%			

Derate to 80% load from 0 to -10°C

## SWS150 Outline Drawing

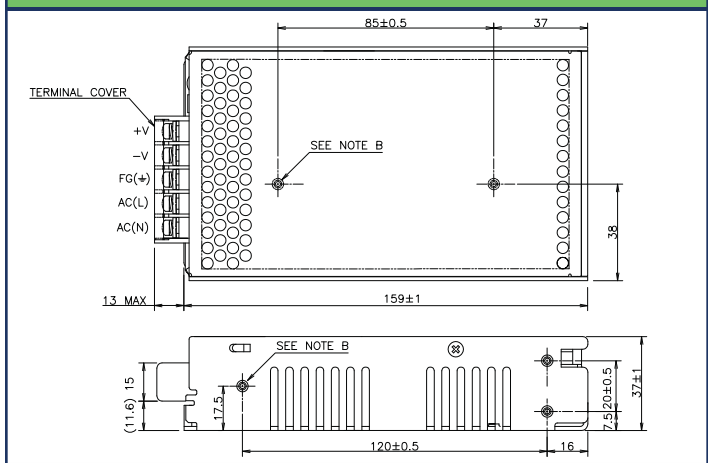


## Other Lambda Industrial Products

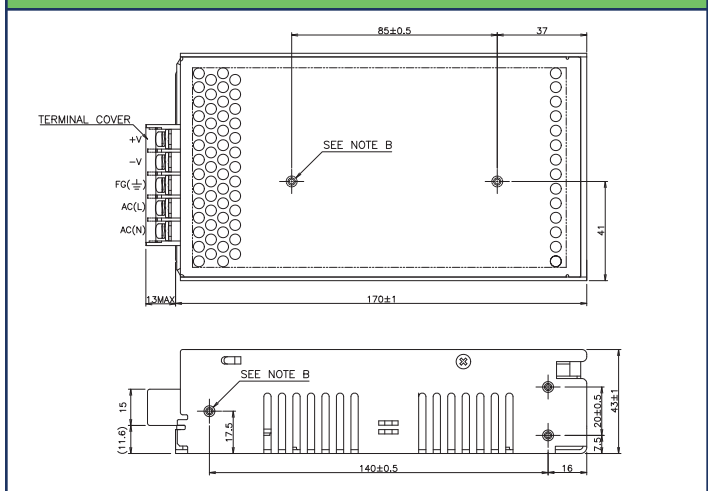
HWS	15W to 1500W Single Output
ZWS	5W to 480W Open Frame
SWS300/600	300W to 600W (Higher Power)

For Additional Information, please visit  
[www.lambdapower.com/products/sws-series.htm](http://www.lambdapower.com/products/sws-series.htm)

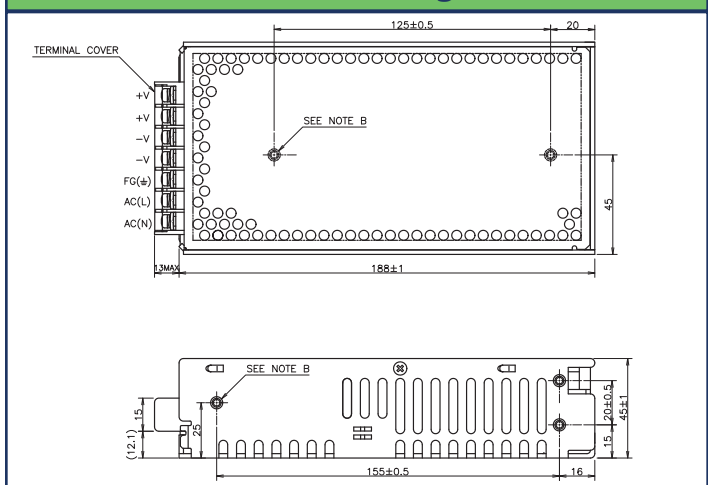
## SWS50 Outline Drawing



## SWS75 Outline Drawing



## SWS100 Outline Drawing



## Options

Suffix	Descriptor
/CO2	Double sided conformal coating

aptiQ™

aptiQ®

Multi-technology readers



## Overview

aptiQ multi-technology readers by Allegion are designed to simplify your access control solutions. Transition your system from proximity to smart card technology at your own pace without having to change out readers as new technologies are available. aptiQ readers handle all applicable ISO standards (14443A, 14443B, 15693), are FIPS 201-1 compliant and are versatile enough to read 125kHz proximity and 13.56MHz contactless smart cards in a single unit. aptiQ multi-technology readers interface with aptiQ smart credentials (MIFARE® Classic and MIFARE DESFire™ EV1) and can read the card serial numbers of a variety of smart cards from other manufacturers, making your next upgrade in technology simple and seamless. Additionally, aptiQ readers are already NFC compatible and able to communicate with NFC-enabled phones whenever you're ready to take that step.

aptiQ multi-technology readers use an open architecture platform designed to work with industry standards and common access control system interfaces. Multiple aptiQ reader form factors are designed to fit a variety of placement needs, with an attractive modern design which will complement any facility's architecture and décor. aptiQ readers are very easy to install with the quick-connect design and a standard wiring color scheme that most technicians are already accustomed to. But if you do have questions, you'll never worry about lack of service or assistance. As always, our knowledgeable sales and support staff is ready to assist you with any design or technology questions you may have.

Note: Magnetic stripe multi-technology readers also available.

Allegion, the Allegion logo, Schlage, aptiQ, the aptiQ logo, aptiQmobile and XceedID, are trademarks of Allegion plc, its subsidiaries and/or affiliates in the United States and other countries. All other trademarks are the property of their respective owners.

## Features and benefits

- Accommodates interior, exterior, metal, and non-metal installation environments
- Recognizes most proximity credentials, and aptiQ smart credentials (MIFARE® Classic and MIFARE DESFire™ EV1)
- FIPS 201-1 compliant
- NFC compatible, reads aptiQmobile™ credentials
- Quick-connect design for easy installation
- Simple wiring – color scheme is identical to most readers in the market
- Easy-to-install mounting bracket
- Tri-state LED (red, green, amber) visual indicator and audio feedback representing status and activity information, easily discernible for the audibly or visually impaired
- Wiegand output for simple interface with most access control panels
- Multiple reader cover color options
- Limited lifetime warranty
- Multi-technology readers may also be ordered with RS-485 capability




Model*	PR10	SM10	MT11	MT15	MTK15	
Reader type	Proximity mini-mullion*	Smart mini-mullion*	Multi-technology mullion	Multi-technology single gang	Multi-technology single gang keypad	
Frequency	125 kHz	13.56 MHz		13.56 MHz and 125 kHz		
FIPS 201-1 compliant	No			Yes		
Standard default PIV output	N/A			75 bit PIV**		
Standards	N/A			ISO 14443A, 14443B, 15693		
Certifications	FCC Certification · IC Certification · UL 294 Listed · R&TTE Directive (15 EU Countries) · CE Mark · IP65					
Voltage range				5-16 VDC		
Power supply				Linear DC		
Current requirement (at 12 VDC and 25 C; mAmps)	Avg. 65 mA Peak 110 mA	Avg. 95 mA Peak 195 mA	MT11 Avg. 100 mA Peak 170 mA	MT11-485 Avg. 115 mA Peak 145 mA	MT15 & MT15-485 Avg. 120 mA Peak 200 mA	MTK15 and MTK15-485 Avg. 120 mA Peak 230 mA
Read range	Proximity: Up to 3" (7.5 cm)	MIFARE: Up to 3" (7.5 cm) DESFire EV1: Up to 2" (5.1 cm)	Proximity: Up to 5" (12.7 cm) MIFARE: Up to 4" (10 cm)	Proximity: Up to 5" (12.7 cm) MIFARE: Up to 4" (10 cm)	DESFire EV1: Up to 2" (5.1 cm) PIV credential: Up to 2.5" (6.5 cm)	
Cable specification				18 AWG, 5 conductor stranded/shielded		
System interfaces	Wiegand	Wiegand / Clock & Data		Wiegand / Clock & Data / RS-485*** (OSDP)		
Cabling distance				Wiegand output: 500 ft. (152 m)		
Physical dimensions (H x W x D)	4.26" x 1.72" x 0.81" 10.8 cm x 4.4 cm x 2.1 cm	4.26" x 1.72" x 0.81" 10.8 cm x 4.4 cm x 2.1 cm	5.91" x 1.72" x 0.81" 15 cm x 4.4 cm x 2.1 cm	5.1" x 3.25" x 0.76" 12.9 cm x 8.3 cm x 1.9 cm	5.1" x 3.25" x 0.76" 12.9 cm x 8.3 cm x 1.9 cm	
Operating temperatures				-40° to 158°F (-40° to 70°C)		
Weight	4.1 oz	3.9 oz	5.7 oz	9.1 oz	9.3 oz	
Material				PBT Polymer		

Technologies supported in default mode

Schlage Proximity	■		■	■	■
XceedID™ Proximity	■		■	■	■
HID® Proximity	■		■	■	■
GE/CASI ProxLite®	■		■	■	■
AWID® Proximity	■		■	■	■
LenelProx®	■		■	■	■
aptiQmobile		■	■	■	■
Schlage MIFARE®		■	■	■	■
XceedID MIFARE®		■	■	■	■
aptiQ smart cards using MIFARE™ Classic		■	■	■	■
aptiQ smart cards using MIFARE DESFire™ EV1		■	■	■	■
DESFire® CSN		■	■	■	■
HID iCLASS® CSN		■	■	■	■
Inside Contactless PicoTag® CSN		■	■	■	■
ST Microelectronics® CSN		■	■	■	■
Texas Instruments Tag-It® CSN		■	■	■	■
Phillips I-Code® CSN		■	■	■	■

Color options



\* Some features and benefits listed on the front may not be applicable to the smart-only and proximity-only readers.  
 \*\* Other output options available through configuration.  
 \*\*\* RS-485 model numbers include "-485" after the original model number. For example, MT11-485 is the RS-485 version of the multi-technology mini-mullion reader. Multi-drop, Open Standard Device Protocol (OSDP).

About Allegion

Allegion (NYSE: ALLE) is a global pioneer in safety and security, with leading brands like CISA®, Interflex®, LCN®, Schlage® and Von Duprin®. Focusing on security around the door and adjacent areas, Allegion produces a range of solutions for homes, businesses, schools and other institutions. Allegion is a \$2 billion company, with products sold in almost 130 countries. For more, visit [www.allegion.com](http://www.allegion.com).



ALLEGION™



# HID Proximity

125 kHz Cards and Readers



**ACCESS SECURE IDENTITY**

# HID Proximity Readers



## Did you know?

HID has a multilingual installation manual for ProxPoint Plus, ThinLine II, MiniProx, ProxPro II and Prox80 with instructions in English, French, German, Spanish, Portuguese, Japanese, Chinese, Korean and Russian. The manual can be downloaded from [www.hidglobal.com](http://www.hidglobal.com).

### ProxPoint® Plus

**125 kHz value priced proximity card reader**

**Base Part Number • 6005, 6008**

- Small sized reader features a beeper and multicolor LED which can be host and/or locally controlled
- Can mount directly on metal with no change in read range performance
- Power requirements: 5-16 VDC
- Dimensions: 3.14" x 1.70" x 0.66" (7.96 cm x 4.3 cm x 1.68 cm)
- Read Range: up to 3.0" (7.5 cm)\*

 (Gray, Black, Beige, White)



### MiniProx®

**125 kHz mullion mount proximity card reader**

**Base Part Number • 5365, 5368**

- Power requirements: 5-16 VDC
- Dimensions: 6.0" x 1.7" x 1.0" (15.2 cm x 4.3 cm x 1.91 cm)
- Read Range: up to 5.5" (14.0 cm)\*

 (Gray, Black, Beige, White)



### Thinline® II

**125 kHz low profile proximity card reader**

**Base Part Numbers • 5395, 5398**

- The size of most standard U.S. switch plates
- Available with Wiegand or Clock-and-Data interface
- Power requirements: 5-16 VDC
- Dimensions: 4.7" x 3.0" x 0.68" (11.9 cm x 7.6 cm x 1.7 cm)
- Read Range: up to 5.5" (14.0 cm)\*

 (Gray, Black, Beige, White)



\* Dependent upon installation conditions and credential type



**ProxPro®**  
**125 kHz versatile proximity card reader**  
**Base Part Numbers • 5355, 5352, 5358**

- Ideal for medium-range applications
- Available with Wiegand, Serial (RS-232/RS-422) or Clock-and-Data interface
- Power requirements: 10-28.5 VDC
- Dimensions: 5.0" x 5.0" x 1.0" (12.7 cm x 12.7 cm x 2.54 cm)
- Read Range: up to 8.0" (20.5 cm)\*



**ProxPro® with keypad**  
**125 kHz keypad proximity card reader with keypad**  
**Base Part Numbers • 5355, 5352, 5358**

- Ideal for medium-range applications
- Available with Wiegand, Serial (RS-232/RS-422) or Clock-and-Data interface
- Power requirements: 10-28.5 VDC
- Dimensions: 5.0" x 5.0" x 1.0" (12.7 cm x 12.7 cm x 2.54 cm)
- Read Range: up to 8.0" (20.5 cm)\*



**ProxPro® II**  
**125 kHz new generation proximity card reader**  
**Base Part Numbers • 5455, 5458**

- Versatile Proximity Card Reader
- Optional glass mount kit available for mounting the reader behind glass
- Power requirements: 5-16 VDC
- Dimensions: 5.0" x 5.0" x 1.0" (12.7 cm x 12.7 cm x 2.54 cm)
- Read Range: up to 8.0" (20.5 cm)\*



**MaxiProx®**  
**125 kHz long range proximity card reader**  
**Base Part Number • 5375**

- Auto-tune allows read range to be maintained within four inches of metal
- RS-232, RS-422, and RS-485 output modes are configurable
- "Parking hold" feature ensures accurate detection of vehicles in parking lanes
- Reads all HID Formats
- Power requirements: 12 or 24 VDC (configurable)
- Dimensions: 12.0" x 12.0" x 1.0" (30.5 cm x 30.5 cm x 2.54 cm)
- Available in Wiegand or Clock-and-Data Interface
- Read Range: up to 24.0" (61.0 cm)\*



\* Dependent upon installation conditions and credential type

**Did you know?**

HID's ProxPass® II active vehicle tag enables convenient, hands-free parking control when used with the MaxiProx reader.



# HID Proximity Readers



**ProxPoint Plus®**

**MiniProx®**

**Thinline® II**

**ProxPro®**

<b>Base Model Number</b>	6005B/6008B	5365E/5368E	5395C/5398C	5355A/5352A/5358A
<b>Dimensions</b>	3.13" x 1.7" x .66" (8.0 cm x 4.5 cm x 1.5 cm)	6.0" x 1.7" x 1.0" (15.0 cm x 4.5 cm x 2.0 cm)	4.7" x 3.0" x .68" (12.0 cm x 7.5 cm x 1.5 cm)	5.0" x 5.0" x 1.0" (12.5 cm x 12.5 cm x 2.5 cm)
<b>Weight</b>	3.6 oz (102 g)	7.89 oz (224 g)	7.33 oz (208 g)	9.62 oz (273 g)
<b>Read Range</b>	Up to 3.0" (7.5 cm)	Up to 5.5" (14.0 cm)		Up to 8.0" (20.5 cm)
<b>Mounting</b>	Mullion		Single-gang electrical box	Single-gang electrical box; Glass Mount Kit Available
<b>Power Supply</b>	5-16 VDC			10-28.5 VDC
<b>Current Requirements</b>	30/75 mA	30/75 mA	30/110 mA @ 5 VDC 20/115 @ 12 VDC	100/120 mA
<b>Termination</b>	Pigtail	Pigtail or Terminal Strip	Pigtail	
<b>Output Formats</b>	Wiegand or Clock-and-Data			Wiegand, Clock-and-Data, RS-232 or RS-422
<b>Tamper</b>	No			Switch
<b>Indoor/Outdoor</b>	IP55 Certified			IP55 Certified
<b>Warranty</b>	Lifetime			

# Comparison Chart



**ProxPro® II**



**ProxPro® with Keypad**



**EntryProx™**



**MaxiProx®**



**Prox80™**

	5455B/5458B	5355A/5352A/5358A	4045C	5375A	5405A/5408A
	5.0" x 5.0" x 1.0" (12.5 cm x 12.5 cm x 2.5 cm)		5.25" x 2.75" x 1.37" (13.5 cm x 7.0 cm x 3.5 cm)	12.0" x 12.0" x 1.0" (30.5 cm x 30.5 cm x 2.5 cm)	3.15" x 3.15" x 0.8" (8.0 cm x 8.0 cm x 2.0 cm)
	13.65 oz (387 g)	9.62 oz (273 g)	11.76 oz (333 g)	50.8 oz (1440 g)	2.2 oz (63 g)
	Up to 8.0" (20.5 cm)		Up to 3.0" (7.5 cm)	Up to 24.0" (61.0 cm)	Up to 5.5" (14.0 cm)
	Single-gang electrical box; Glass Mount Kit Available		US or EU single gang box, wall surface, or on glass with included adhesive pads	Mount on non-metallic surfaces for optimal read range performance.	EU/Asian single-gang box
	5-16 VDC	10-28.5 VDC	10-15 VDC	12 VDC or 24 VDC	5-16 VDC
	25/125 mA	25/125 mA	150 mA	200/700 mA @ 12 VDC 260 mA/1.2 A @ 24 VDC	30/110 mA @ 5 VDC 20/115 mA @ 12 VDC
	Pigtail	Terminal Strip			Pigtail
	Wiegand or Clock-and-Data	Wiegand, Clock-and-Data, RS-232 or RS-422	Wiegand	Wiegand, Clock-and-Data, RS-232, RS-422 and RS-485	Wiegand or Clock-and-Data
	No	Switch		Switch	No
	IP55 Certified				
	Lifetime				

# HID Global

## CORPORATE OFFICES

### North America

15370 Barranca Parkway  
Irvine, CA 92618  
Tel: 1 800 237 7769  
Tel: +1 949 732 2000  
Fax: +1 949 732 2360

## REGIONAL HEADQUARTERS

### Asia Pacific

19/F 625 King's Road  
North Point, Island East  
Hong Kong  
Tel: 852 3160 9800  
Fax: 852 3160 4809

### Europe, Middle East & Africa

Haverhill Business Park  
Phoenix Road  
Haverhill, Suffolk  
CB9 7AE England  
Tel: +44 (0) 1440 714 850  
Fax: +44 (0) 1440 714 840

Am Klingenberg 6a  
65396 Walluf  
Germany  
Tel: +49 6123 791 0  
Fax: +49 6123 791 199

### Latin America

Circunvalacion Ote.  
No. 201B Despacho 3  
Col. Jardines del Moral  
Leon 37160, Mexico  
Tel: +52 (55) 5081 1650



**ACCESS SECURE IDENTITY**

[hidglobal.com](http://hidglobal.com)



50% Recycled  
25% Post Consumer Waste

© 2010 HID Global Corporation. All rights reserved. HID, the HID logo, PROX, and the PROX logo are trademarks or registered trademarks of HID Global in the U.S. and/or other countries. All other trademarks, service marks, and product or service names are trademarks or registered trademarks of their respective owners.

MKT\_BRO\_PROX\_EN, Rev. 07/2012

## AXIS A8105-E Flush Mount

For discreet recessed mount

AXIS A8105-E Flush Mount is a recessed aluminum mount that enables low profile mounting of AXIS A8105-E Network Video Door Station in walls both indoors and outdoors. The same visual design and color as the door station give a discreet, professional installation. The flush mount is delivered with screw covers to conceal its mounting screws, further improving its sleek appearance.

- > [For installation in walls](#)
- > [Coated aluminum body](#)
- > [Indoor and outdoor installation](#)
- > [Suitable for AXIS A8105-E Network Video Door Station](#)

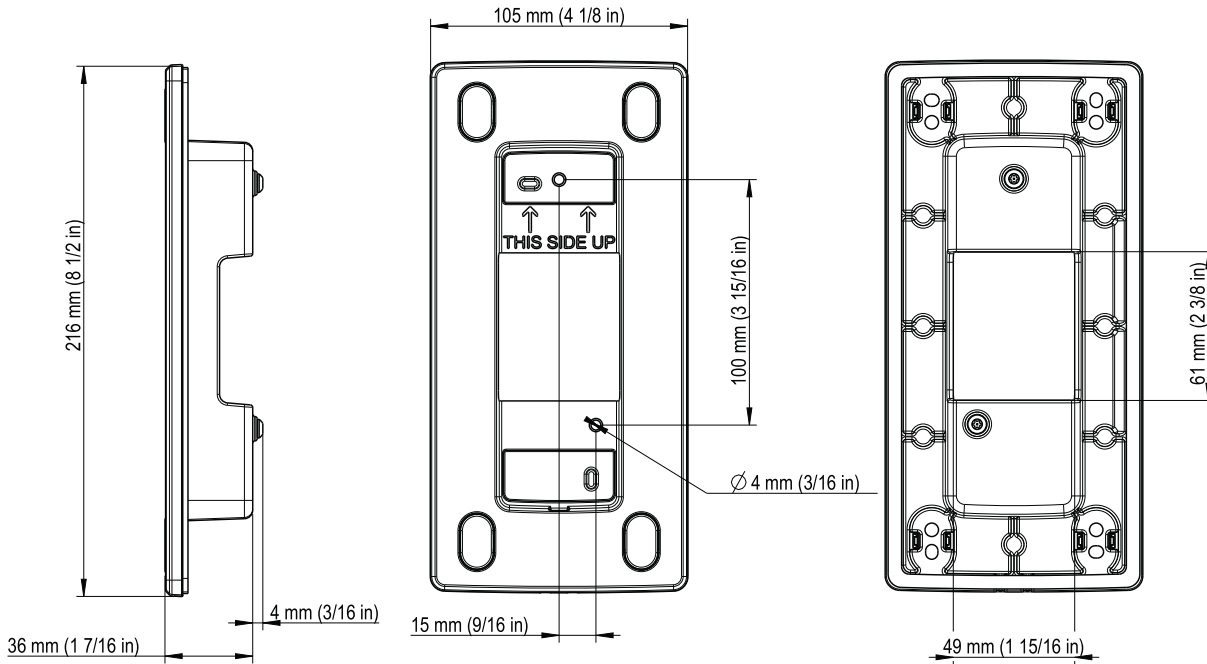


## AXIS A8105-E Flush Mount

General	
Supported products	AXIS A8105-E Network Video Door Station
Mounting	Recessed in wall
Environment	Outdoor/Indoor
Casing	Aluminium Color: White NCS S 1002-B

Weight	0.25 kg (0.55 lb)
Included accessories	Screw Covers, Resistorx Screws TR 20, Installation Guide
Warranty	Axis 3-year warranty, see <a href="http://www.axis.com/warranty">www.axis.com/warranty</a>

Environmental responsibility:  
[www.axis.com/environmental-responsibility](http://www.axis.com/environmental-responsibility)





# MAXSYS®

INTEGRATED SYSTEMS TECHNOLOGY

## PC4020

16 TO 128 ZONE CONTROL PANEL



The PC4020 is a 16 zone panel which is expandable to 128 zones. Expansion can be accomplished over a 4-wire Combus using a variety of input/output and functional modules. The base panel includes two addressable loops which can accommodate up to 112 addressable input devices and the system can also be expanded with a 64 zone wireless receiver which connects to the system via the 4-wire Combus. Addressable, hardwired and wireless expansion can be used in any combination that suits the application.

The MAXSYS is software ready to implement all the security, access control, automation and residential fire functions by simply adding conventional or addressable devices, access control modules, and automation interface components.

### PC4020 Panel Features

- **16 programmable zones...** zones can be NC with no EOLR, NO/NC with single EOLR or NC with double EOLR.
  - 30 programmable zone types & 8 zone options
- **2 PGM outputs...** each with 2 application choices :
  - as standard PGM output – 59 programmable options
  - as addressable loop – up to 112 addressable devices.
- **1 supervised bell circuit...** 59 programmable options
- **1 unswitched auxiliary power supply**
- **1 switched auxiliary power supply**
- **supervised digital alarm communicator with 4 formats :**
  - 20bps, 1400/2300Hz handshake
  - Contact ID - SIA with auto-reporting codes
- **3 telephone numbers...** 32 digits each
- **3 event initiated pager formats**
- **supervised battery charger**
- **PC-Link connector...** for local upload/download
- **8 system partitions...** 9 account codes
- **1,000 user/card codes...** 64 access levels
- **user/card codes assignable by partition**
- **3,000 event buffer...** 2,800 viewable on keypad
- **59 programmable output options for :**
  - bell zone, PGM outputs, relay outputs, transistor outputs
- **comprehensive scheduling :**
  - 99 date schedules - 50 arm/disarm schedules
  - 16 automation schedules - 4 two year holiday schedules
  - 99 open/close suppression schedules
  - 50 addressable smoke detector test schedules
- **multiple communication capabilities :**
  - built in digital dialer
  - optional module for DVAC - optional cellular communications
  - optional Long-range radio communication
- **upload/download capability...** full featured with separate upload/download phone number

### System Expansion

The PC4020 is easily expanded by adding input/output and functional modules onto the 4-wire communications bus (Combus).

- **Combus...** up to four runs of 1,000 feet (305 m), can be t-tapped and is supervised for low voltage and module communication.
- **up to 16 LCD keypads...** 32 character display
  - complete system programming via keypads
  - keypads can be 'partition' or 'global' operation
  - Ready, Armed, and Trouble indicators – LCD4501
  - 5 programmable function keys – LCD-4501
  - 27 function key options
  - Trouble and Armed indicators – LCD4500
  - piezo buzzer for audible feedback and trouble
  - 4 keypad activated alarms – Panic, Emergency, Fire, Duress
- **up to 128 hardwired zones...** using PC4108A/PC4116 eight and sixteen zone expansion modules.
- **up to 64 wireless zones...** using the PC4164RS wireless receiver and DSC wireless sensors and control devices.
- **up to 112 addressable zones...** using the main panel PGM outputs as addressable loops and DSC addressable sensors.

*Hardwired, Wireless and Addressable zones may be mixed on the system up to the total system capacity of 128 zones.*

- **up to 144 low current outputs...** using PC4216 modules – 16 outputs per module – 9 modules per system.
- **up to 64 relay outputs...** using PC4204 quad relay/power supply modules – up to 16 modules/system – each PC4204 also provides up to 1 amp of auxiliary power and can be used to repower the Combus.
- **point/graphic annunciation...** using PC4632/PC4664 remote annunciators for system, partition and zone annunciation
- **up to 32 access controlled doors...** using up to 16 PC4820 two reader access control modules with stand alone capability.
- **X-10 automation...** using the Escort PC4580 module – controls up to thirty two X-10 devices and provides voice assisted system status and control from any touchtone telephone.
- **system printer or DVACS communicator...** using the PC4400 printer/DVACS interface module.
- **backup alarm communication using :**
  - Links1000™ cellular communicator
  - Links2150™ or Links2450™ long-range radio transmitters.

*All of the features, functions, and expansion capabilities of the PC4020 control panel are included in the PC4020CF versions.*

## Electrical Specifications

- **bell output...** 12VDC, 700 mA max. continuous
  - up to 2A for 4 minutes using battery assist.
  - PTC over current protected – self-restoring.
- **AUX+ output...** 12VDC, 500 mA max.
- **SAUX+ output...** 12VDC, 300 mA max.
  - SAUX+ output is normally +12VDC and power is removed upon activation. Typically used to reset 4-wire smoke detectors.

*Note... total for AUX+ output and SAUX+ output is 500 mA max. e.g. If the SAUX+ output is loaded to 200 mA then only 300 mA remains for the AUX+ output.*
- **AUX+ and SAUX+ outputs protected by a common PTC over current device which is self-restoring.**
- **PGM outputs :**
  - as standard PGM outputs... 12VDC, 50 mA max. each. PGM outputs are normally unpowered and switch to +12VDC upon activation.
  - as addressable outputs... 12VDC, 170 mA max. each

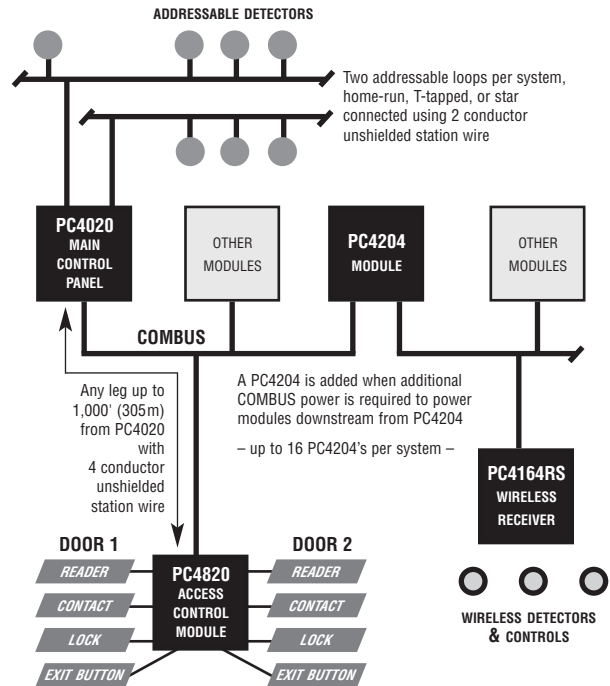
*Note... PGM outputs are individually programmable as addressable loops or as general purpose PGM outputs.*
- **Combus...** 500 mA max. from the PC4020 main panel
  - additional power is provided by PC4204 modules. Maximum Combus capacitance is 80 nF which is typically 4,000 feet (1,219 m) of 22 AWG wire. Consult wire manufacturer for specifications of wire to be used.

*Note... total loading for the Bell output, AUX+, SAUX+, PGM1, PGM2 and the Combus must not exceed 900 mA. This limit may be exceeded by bell output if extra current required is drawn from the battery.*
- **battery charger...** up to 350 mA to charge 12 volt lead-acid batteries up to 14 Ah capacity. Battery charger is supervised for opens and is protected by PTC over current device which is self-restoring.
- **input power...** 16 VAC, 40 VA
- **ground fault detection...** built-in and enabled by connecting earth ground to EGND terminal on PC4020 main panel. (use for 'CF' version panels only)

## Mechanical Specifications

- **operating environment**
  - 32 to 122°F (0 to 50°C)
  - 90% RH non-condensing
- **PC4050C beige cabinet :**
  - surface mount
  - hinged door with screw closure.
  - provision for door keylock
  - provision for door and wall tamper switches.
  - space for two 12 volt 7Ah lead-acid rechargeable batteries.
  - 14.8" H x 12.0" W x 4.9" D (37.6 x 30.5 x 12.5 cm)

## Typical System Arrangement



## Ordering Information

- PC4020...** security control panel which includes :
- PC4020... main control module
  - PC4050C... beige cabinet
  - installation manual, user manual, and programming worksheets
  - module mounting hardware and 32 EOL resistors
- PC4020CAR...** as PC4020 but with PC4050CAR attack resistant cabinet
- Keypads are not supplied with the main panel – at least one keypad is required per system. Select from the following keypad types :
- LCD4500...** alphanumeric keypad without function keys
- LCD4500T...** as LCD4500 but with wall tamper switch
- LCD4501...** alphanumeric keypad with 5 function keys
- LCD4501T...** as LCD4501 but with wall tamper switch
- LCD4520/20T, LCD4500R/TR, LCD4521/21T, LCD4501R/TR...** identical to the above but have red bezels for use with PC4020CF fire panels.

## Listings

USA <sup>(1) (2)</sup>	CANADA
UL1610 .... Central Station Burglar Alarm	ULC-S527 .... Central Station Fire Alarm
UL609 ..... Local Burglar Alarm	ULC-S302 .... Central & Monitoring Station Burglar Alarm
UL365 ..... Police Station Burglar Alarm	ULC-S303 .... Local Alarm (Commercial Burglary)
UL985 ..... Household Fire Warning	ULC-S310 .... Household Burglar Alarm
UL1023 .... Household Burglar Alarm	ULC-S545 .... Household Fire Warning
	UL294 ..... Access Control

<sup>(1)</sup> At least one fire version keypad must be used with Maxsys UL listed 'CF' commercial fire panels

<sup>(2)</sup> The Links 1000™ Cellular Communicator has not been investigated by UL



©2002 Digital Security Controls Ltd.  
Toronto, Canada  
www.dsc.com  
An ISO9001 registered company

# MAXSYS®

INTEGRATED SYSTEMS TECHNOLOGY

## PC4204/4216

### OUTPUT MODULES

MAXSYS systems can be expanded to provide up to 64 high current output relays and 144 low power outputs to meet the needs of a wide variety of commercial system applications and designs.


To further enhance the capability of MAXSYS to meet large system requirements, the PC4204 and PC4204CF have the additional capability of repowering the MAXSYS communications bus (Combus) to provide an expandable supply of power on the Combus wherever and whenever it is required to meet the needs of the system... now and in the future!

#### PC4216 Low Power Output Module




The PC4216 provides programmable low power outputs ideal for powering remote relays and LEDs such as those used in MAXSYS PC4632 and PC4664 annunciators :

- each module provides 16 transistor switch outputs supplying up to 50 mA @ 12VDC each
- connect up to 9 modules per system for 144 outputs total
- each output programmable to activate for any of 59 options
- outputs assignable to schedules and partitions
- can be used to power/switch graphic annunciator lights and relays
- connection for external tamper... supervised by system
- connect up to 1,000' (305m) from control panel via COMBUS
- operating environment - 32 to 122°F (0 to 50°C)  
- 90% RH non-condensing
- current draw ...15mA (from Combus) *plus* power required by outputs



#### PC4204 Power Supply/Relay Output Module



The PC4204 is a dual purpose power supply/output module, providing programmable relay outputs for controlling external devices *and* power to repower the Combus... **to provide additional power as required for downstream devices which are powered off of the Combus :**

- includes 4 fully programmable high current relays with Form'C' contacts rated 2A @ 30VDC
- provides 1A @ 12VDC to power direct connected devices or repower the Combus (uses relay #1 when repowering Combus)
- connect up to 16 modules per system for 64 relays total
- each relay programmable to activate for any of 59 options
- complete with supervised battery charger : 12VDC, 350mA charging current for sealed lead-acid rechargeable batteries
- fully supervised for low battery, and aux supply and AC power loss
- connection for external tamper... supervised by system
- connect up to 1,000' (305m) from control panel via COMBUS
- operating environment - 32 to 122°F (0 to 50°C)  
- 90% RH non-condensing
- current draw ...30mA (from Combus)

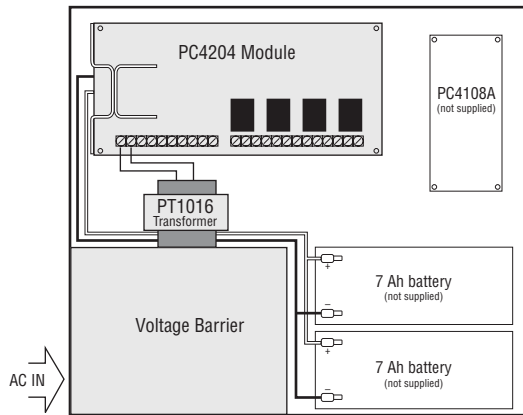
## PC4204CF Power Supply/Relay Output Panel

The PC4204CF is a packaged version of the PC4204 meeting the requirements of UL864 for UL listed commercial fire systems. **Note : the PC4204CF is not required in Canada. Use the PC4204 in Canada.**

Supplied in a panel enclosure, the PC4204CF contains a standard PC4204 module, a 350mA battery charger and a 16VAC 40VA transformer, with remaining space for two 7Ah batteries and one PC4108A hardwired zone expansion module.

**Note : to comply with UL requirements, the rated capacity of the PC4204CF for repowering the Combus is reduced to 550mA.**

### PC4204CF Panel



- 4 fully programmable high current Form 'C' relays with contacts rated at 2A @ 30VDC
- provides 550mA @ 12VDC to power direct connected devices or repower the Combus (based on 24 hour standby with two 7Ah batteries) (uses relay #1 when repowering Combus)
- complete with supervised battery charger : 12VDC, 350mA charging current for sealed lead-acid rechargeable batteries
- connect up to 16 modules per system for 64 relays total
- each relay programmable to activate for any of 59 options
- fully supervised for low battery, and aux supply and AC power loss
- connection for external tamper... supervised by system
- connect up to 1,000' (305m) from control panel via COMBUS
- operating environment - 32 to 122°F (0 to 50°C)  
- 90% RH non-condensing
- current draw ...30mA (from Combus)
- dimensions ...12"H x 12"W x 4.5"D (30.5 x 30.5 x 11.5cm)

## Listings

### USA

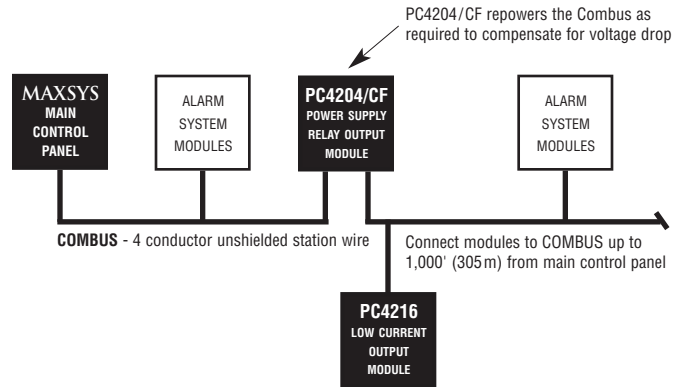
UL864 ..... Control Units System (L, CS, -A, M, SS, WF)\*  
 UL1610 .... Central Station Burglar Alarm  
 UL609 ..... Local Burglar Alarm  
 UL365 ..... Police Station Burglar Alarm  
 UL985 ..... Household Fire Warning  
 UL1023 .... Household Burglar Alarm

\* PC4204 does not have UL864 listing. For fire installations use the PC4204CF which does have UL864 listing.

### CANADA

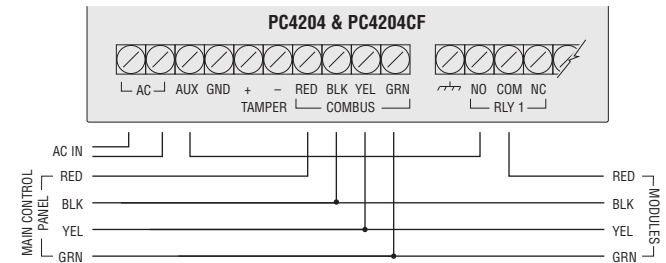
ULC-S527 .... Central Station Fire Alarm  
 ULC-S302 .... Central & Monitoring Station Burglar Alarm  
 ULC-S303 .... Local Alarm (Commercial Burglary)  
 ULC-S310 .... Household Burglar Alarm  
 ULC-S545 .... Household Fire Warning  
 UL294 ..... Access Control

## Typical System Arrangement



## Repowering the Combus

Up to 16 PC4204/CF's may be installed in the Combus wherever additional power is required downstream of the PC4204 for additional modules and devices powered off of the Combus.



Note : for this option, Jumper J1 must be set for 'Combus Relay'

## Ordering Information

- PC4216 ..... 16 point low power output module  
 PC4204 ..... power supply/output module with 4 relay outputs  
 PC4204CF .... power supply/output module with 4 relay outputs for fire installations requiring UL864 listing includes :
- PC4052CR red cabinet, 12"H x 12"W x 4.5"D (30.5 x 30.5 x 11.5 cm)
  - PC4204 module
  - PT1016 transformer, 16VAC, 40VA
  - space for *two* 7Ah, 12volt lead-acid batteries
  - space for *one* PC4108A hardwire zone expansion module



©2002 Digital Security Controls Ltd.  
 Toronto, Canada  
 www.dsc.com  
 An ISO9001 registered company

# MAXSYS®

INTEGRATED SYSTEMS TECHNOLOGY

## LCD4500/4501

### PLAIN LANGUAGE KEYPADS

MAXSYS system keypads provide a plain language interface using a large 32 character LCD display with adjustable brightness and contrast.

All system programming and user operations can be performed using the LCD keypads. Keypads are connected to PC4010/4020 control panels via a 4-wire system communications bus (Combus) which provides power for the keypads and acts as the system communication channel.

Keypads are enrolled onto the system at the time of installation, and are supervised for low voltage and presence by the main panel.

### Keypads Per System

PC4010, PC4010CF, PC4020, and PC4020CF control panels :

- up to 16 keypads
- any mix of LCD4500/4501 keypads can be used in a system
- keypads can be assigned as "global" – for system wide control or "partition" – for operation of a specific partition only

### LCD4500 Series Keypads – Features



- two line, 32 character LCD display
- programmable LCD display contrast and brightness
- LCD display and keys backlit for low light viewing
- individual LED indicators for Trouble and Armed
- piezo buzzer provides audible feedback for correct/incorrect key entries, entry/exit alert, and system trouble conditions
- three dedicated keys for keypad activated alarms :
  - Fire, Panic, Auxiliary
- keypad activated Duress code... user code programmed as a Duress code.
- keys 1 to 5 programmable as function keys... see *Function Key Options* for a complete list of available functions.
- other keypad versions in LCD4500 series (R = Canadian version) :
  - LCD4500T..... keypad with wall tamper
  - LCD4520/4500R ..... keypad with red bezel for fire panels
  - LCD4520T/4500TR .... keypad w/ wall tamper & red bezel for fire panels



LCD4501

### LCD4501 Series Keypads – Features

- two line, 32 character LCD display
- programmable LCD display contrast and brightness
- LCD display and keys backlit for low light viewing
- 'backlighting boost' provides extra key back-lighting when any key is pressed
- individual LED indicators for Trouble, Armed, and Ready
- piezo buzzer provides audible feedback for correct/incorrect key entries, entry/exit alert, and system trouble conditions
- three dedicated keys for keypad activated alarms :
  - Fire, Panic, Auxiliary
  - each key individually enabled via programming
  - each key individually programmable to activate the bell output with a choice of steady or pulsing output
  - each key individually programmable to activate the keypad buzzer to provide 3 beeps on a keypress.
- keypad activated Duress code... user code programmed as a Duress code.
- 5 individual programmable function keys...see *Function Key Options* for a complete list of available functions.

LCD4501 Keypad...factory default functions are :

1. Stay..... Stay arming
2. Away ..... Away arming
3. Chime ..... Door chime on/off
4. Reset..... Reset smoke detectors
5. Exit ..... Activate quick exit

LCD4521/4501R series keypads (fire)...factory default functions are :

1. Silence Trouble
2. Silence Bells
3. Fire Reset
4. Fire Drill
5. Lamp Test

- other keypad versions in LCD4501 series (R = Canadian version) :
  - LCD4501T..... keypad with wall tamper
  - LCD4521/4501R ..... keypad with red bezel for fire panels
  - LCD4521T/4501TR .... keypad w/ wall tamper & red bezel for fire panels

## Function Key Options

The following is a complete list of functions that can be programmed for the five dedicated function keys on LCD4501 series keypads or for keys 1 through 5 on LCD4500 series keypads. Each keypad can be programmed with a different set of functions if desired.

- Null (no function)
- Stay Arm
- Away Arm
- No-Entry Arm
- Door Chime On/Off
- System Test
- Bypass Mode
- Trouble Display
- Alarm Memory
- Programming Access Codes
- User Functions
- Quick Exit
- Reactivate Stay/Away Zones
- Command Output Option #1-8
- Silence Trouble
- Silence Bells
- Fire Reset
- Fire Drill
- Lamp Test
- Fire Inspection Test

## Specifications

- **operating environment** - 32 to 122°F (0 to 50°C)  
- 90% RH non-condensing
- **current draw** ...55 mA (from Combus)  
...90 mA with backlighting boost on LCD4501 series
- **dimensions** ...5.75" x 4.5" x 1" deep (14.4 x 11.4 x 2.5 cm)

## Listings

### USA\*

UL1610 .... Central Station Burglar Alarm  
 UL609 .... Local Burglar Alarm  
 UL365 .... Police Station Burglar Alarm  
 UL985 .... Household Fire Warning  
 UL1023 .... Household Burglar Alarm

*In addition, the LCD4520/21 is listed :*

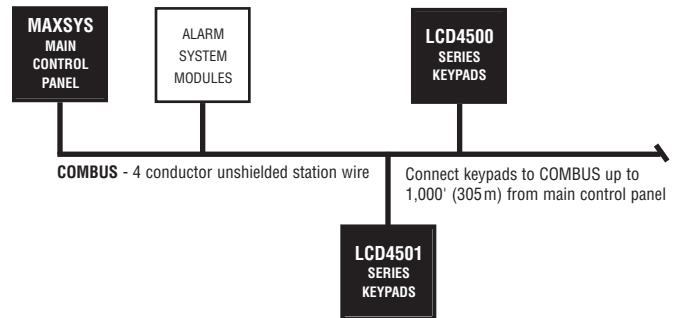
UL864 .... Control Units System  
 (L, CS, -A, M, SS, WF)

\* **At least one fire version keypad must be used with Maxsys UL listed 'CF' commercial fire panels**

### CANADA

ULC-S527 .... Central Station Fire Alarm  
 ULC-S302 .... Central & Monitoring Station Burglar Alarm  
 ULC-S303 .... Local Alarm (Commercial Burglary)  
 ULC-S310 .... Household Burglar Alarm  
 ULC-S545 .... Household Fire Warning  
 UL294 .... Access Control

## Typical System Arrangement



## Ordering Information

### LCD4500 Series... without dedicated function keys :

- LCD4500** ..... LCD keypad  
**LCD4500T** ..... LCD keypad with wall tamper  
**LCD4520** ..... LCD keypad with red bezel for fire panels  
**LCD4520T** ..... LCD keypad with red bezel and wall tamper

### Canadian Version

- LCD4500R** ..... LCD keypad with red bezel for fire panels (CND)  
**LCD4500TR** ..... LCD keypad with red bezel and wall tamper (CND)

### LCD4501 Series... with 5 dedicated function keys :

- LCD4501** ..... LCD keypad with 5 function keys  
**LCD4501T** ..... LCD keypad with 5 function keys & wall tamper  
**LCD4521** ..... LCD keypad with 5 function keys & red bezel for fire panels  
**LCD4521T** ..... keypad with 5 function keys, wall tamper & red bezel for fire panels

### Canadian Version

- LCD4501R** ..... LCD keypad with 5 function keys & red bezel for fire panels (CND)  
**LCD4501TR** ..... keypad with 5 function keys, wall tamper & red bezel for fire panels (CND)



Digital Security Controls  
 1645 Flint Road, Downsview, ON Canada M3J 2J6

Distributed by :

# MAXSYS®

INTEGRATED SYSTEMS TECHNOLOGY

## PC4108A / 4116 HARDWIRED ZONE EXPANSION MODULES

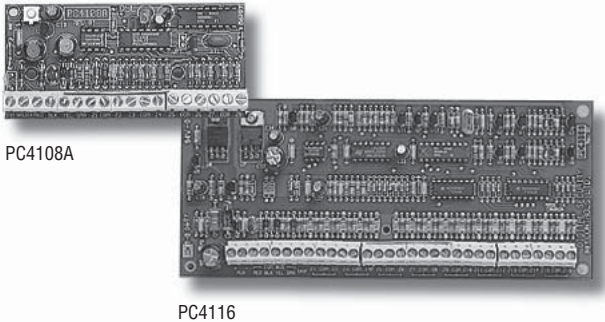
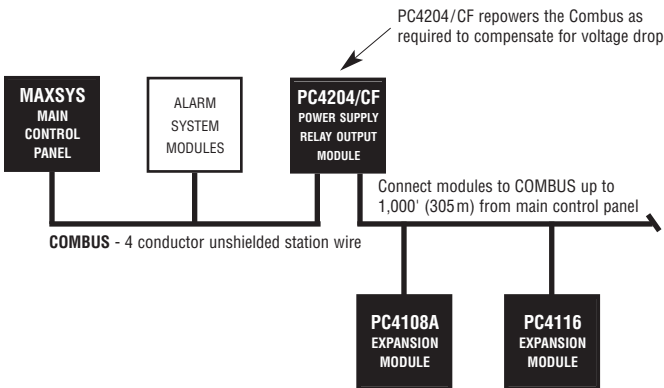
MAXSYS systems can be expanded in increments of 8 and 16 hardwired zones up to the rated capacity of each system using multiple PC4108A and PC4116 hardwired zone expansion modules.

Each module can be added as required anywhere on the system Combus providing the utmost in flexibility for hardwired zone expansion to meet customer requirements now and in the future!

### PC4108A – 8 Zone Expansion Module

- provides 8 programmable hardwired zones
- **zone supervision** : zones can be NC with no EOLR, NO/NC with single EOLR or NC with double EOLR (5600ohm resistors)
- 30 programmable zone types & 8 zone options
- **VAUX output** : 12VDC, 250mA max. from Combus
- optional built-in tamper switch supervised by system
- connection for external tamper... supervised by system
- connect up to 1,000' (305m) from control panel via COMBUS
- operating environment - 32 to 122°F (0 to 50°C)  
- 90% RH non-condensing
- current draw ...30mA (from Combus) *plus* power required for VAUX output if used

### Typical System Arrangement



### PC4116 – 16 Zone Expansion Module

- provides 16 programmable hardwired zones
- **zone supervision** : zones can be NC with no EOLR, NO/NC with single EOLR or NC with double EOLR (5600ohm resistors)
- 30 programmable zone types & 8 zone options
- **VAUX output** : 12VDC, 250mA max. from Combus
- connection for external tamper... supervised by system
- connect up to 1,000' (305m) from control panel via COMBUS
- operating environment - 32 to 122°F (0 to 50°C)  
- 90% RH non-condensing
- current draw ...30mA (from Combus) *plus* power required for VAUX output if used

### Ordering Information

- PC4108A ..... 8 hardwired zone expansion module
- PC4108AT ..... 8 hardwired zone expansion module with built-in tamper switch (for use with PC5001CP enclosure only)
- PC4116 ..... 16 hardwired zone expansion module

### Listings


USA	CANADA
UL864 ..... Control Units System (L, CS, -A, M, SS, WF)	ULC-S527 .... Central Station Fire Alarm
UL1610 .... Central Station Burglar Alarm	ULC-S302 .... Central & Monitoring Station Burglar Alarm
UL609 ..... Local Burglar Alarm	ULC-S303 .... Local Alarm (Commercial Burglary)
UL365 ..... Police Station Burglar Alarm	ULC-S310 .... Household Burglar Alarm
UL985 ..... Household Fire Warning	ULC-S545 .... Household Fire Warning
UL1023 .... Household Burglar Alarm	UL294 ..... Access Control



Digital Security Controls  
1645 Flint Road, Downsview, ON Canada M3J 2J6

Distributed by :





# COMPLETEVIEW

VIDEO MANAGEMENT SYSTEMS

**Video Surveillance Solutions**  
That Work For You

**SALIENT**  
SYSTEMS

# COMPLETEVIEW VMS

Salient Systems provides the industry's most straight forward, cost effective approach to video surveillance ranging from a Cloud optimized edition of CompleteView to a feature rich, enterprise level version for complex video deployments.

A significant advantage of Salient's approach is protecting your investment in analog infrastructure as you implement new IP cameras and adopt new technologies such as Cloud video that leverage future growth and success. CompleteView is a comprehensive VMS solution available in four editions: CV ONE, CV Pro, CV Enterprise and CV Cloud.

CompleteView **ONE, Pro and Enterprise** editions include video and alarm clients, mapping, Spotlight, Quick Track, and Web Client with H.264 support. Free TouchView mobile apps are available for iOS and Android devices. The ability to grow from one edition up to another edition of CompleteView by simply paying the difference in the cost of the editions protects your investment and allows you to scale and expand video deployments when necessary.

CompleteView **Cloud** offers inherent benefits which cannot be achieved with traditional video surveillance products. Cameras are the only hardware required on site. Software maintenance and upgrades are transparent to the user. Salient's Web Client H.264 with cross browser support is utilized for live viewing and playback. Recordings are stored off-site thereby reducing the threat of theft, vandalism and manipulation.

With cross browser support for both Windows and Mac platforms and in combination with Dynamic Resolution Scaling, which is standard in all CompleteView editions, CompleteView is optimized to provide the fastest call up of video over remote internet connections.

## Common Features on all Editions

- Simultaneous record, playback, live view and export
- Video Client, Mapping Client, Web Client
- Alarm Client and CV Spotlight (N/A in Cloud)
- Advanced search capabilities - smart search and thumbnail search
- Remote software update
- Flexible motion detection
- Independent frame rate control up to 30 FPS
- Smart Search - based on motion in a defined area
- Multiple monitor support
- Stable Recording Architecture
- Hybrid support for both Analog and IP\*
- Dynamic Resolution Scaling
- One time, per-camera license fee - no server/client fee
- Per-camera time zone setting
- Integration with IP and analog cameras

CompleteView	ONE	Pro	Enterprise	Cloud
Max. Cameras	32	Unlimited	Unlimited	Unlimited
Max. Servers	1	Unlimited	Unlimited	Unlimited
Max. Cameras in live view	32	No software limits	No software limits	No software limits
Standard Clients Included: Video, Web H.264, Mapping	Yes	Yes	Yes	Yes
Advanced Clients Included: Alarm, CV Spotlight	Yes	Yes	Yes	No
Multi Server Viewing	No	Yes	Yes	Yes
Multi Server Administration	No	Yes	Yes	Yes
Multi Server Configuration	No	Yes	Yes	Yes
Central Client Configuration	Yes	Yes	Yes	Yes
Centralized Server Software Distribution	No	Yes	Yes	Yes
Central Client Software Distribution	No	Yes	Yes	Yes
Hybrid analog and IP*	Yes	Yes	Yes	w/ encoder
Structured Views	No	No	Yes	Yes
Video Proxy	No	No	Yes	Yes
TouchView Mobile	Yes	Yes	Yes	Yes
Multi-browser Windows and Mac	Yes	Yes	Yes	Yes
QuickTrack Recording	Yes	Yes	Yes	No
Per-Camera Time Zone Setting	Yes	Yes	Yes	Yes
Remove Recordings Per-Camera via Admin Console	No	Yes	Yes	Yes
AD Integration	No	No	Yes	No
HTTPS Support	Yes	Yes	Yes	Yes
Integration with Video Analytics/ Access Control	Yes	Yes	Yes	Yes
Integration with Central Station Monitoring Systems	Yes	Yes	Yes	Yes
Integration with 3rd Party NVRS	No	Yes	Yes	No
Axis One Click	No	No	Yes	Yes
Upgrade Options	Pro, Enterprise	Enterprise	N/A	N/A

CompleteView	ONE	Pro	Enterprise	CLOUD
<p><b>Salient Offers CompleteView NVR and Hybrid Systems or Software Only</b></p> <ul style="list-style-type: none"> <li>• Server configurations with IP camera software pre-installed.</li> <li>• Add video capture cards for an enterprise-ready hybrid, analog to IP solution.*</li> </ul>	Yes	Yes	Yes	Yes
<p><b>Client Software Applications are Included with CompleteView</b></p> <ul style="list-style-type: none"> <li>• Video Client, Mapping functionality and Web Client.</li> <li>• Unlimited instances of the client can be installed and running simultaneously.</li> </ul>	Yes	Yes	Yes	Yes (encoder required)*
<p><b>Advanced Alarm Monitoring</b></p> <ul style="list-style-type: none"> <li>• CV Spotlight and Alarm Client provide multiple options for alerting users to security events. Using these applications, users can focus on relevant video related to alarm and motion events.</li> </ul>	Yes	Yes	Yes	No
<p><b>Dynamic Resolution Scaling</b></p> <ul style="list-style-type: none"> <li>• Video stream is downloaded from the camera and resized for display. Original resolution and quality is recorded.</li> <li>• Video is scaled for transmission based on viewing size in the client to minimize bandwidth usage.</li> </ul>	Yes	Yes	Yes	Yes
<p><b>Stable Recording Architecture</b></p> <ul style="list-style-type: none"> <li>• Recorded video files and metadata are stored in small database files which avoids reliability problems.</li> <li>• Works with IT backup software; no need to use proprietary 'archiving' feature eliminating limited configuration options and functionality.</li> </ul>	Yes	Yes	Yes	Yes
<p><b>Enterprise Focused / Scalable</b></p> <ul style="list-style-type: none"> <li>• Scales to any number of cameras/servers both in the CompleteView client and server applications.</li> </ul>	No	Yes	Yes	Yes
<p><b>Seamless with Analog and IP Cameras</b></p> <ul style="list-style-type: none"> <li>• Analog and IP cameras are displayed without distinction. Provides for an easy migration from analog to IP when the user is ready.</li> <li>• Support third party encoders for network connections of analog cameras *</li> </ul>	Yes	Yes	Yes	Yes*
<p><b>Easy Licensing - One Time, Per-Camera Fee</b></p> <ul style="list-style-type: none"> <li>• IP camera license is not tied to hardware address (MAC address).</li> <li>• All camera licenses are movable without Salient intervention for greater flexibility.</li> </ul>	Yes	Yes	Yes	Yes
<p><b>Single Seat Administration</b></p> <ul style="list-style-type: none"> <li>• Single management application for multi server/multi client environments.</li> <li>• Push server and manage client software updates centrally.</li> <li>• Control configuration of multiple servers and clients simultaneously.</li> <li>• Monitor status of all servers and cameras system-wide from one console.</li> </ul>	No	Yes	Yes	Yes
<p><b>Advanced Mapping Client</b></p> <ul style="list-style-type: none"> <li>• Definable field of view cones allow the operator to see more than just camera direction.</li> <li>• Field of view cones change color to indicate camera status, activity and recording type.</li> <li>• Motion is analyzed in real time and results are displayed immediately.</li> </ul>	Yes	Yes	Yes	Yes
<p><b>Active Directory/LDAP User and Group Support</b></p> <ul style="list-style-type: none"> <li>• Import users and groups from Active Directory for seamless login across your network applications.</li> <li>• Restrict camera and system access by user or group.</li> <li>• Same login and permissions work for Alarm Client, Video Client and Web Client.</li> </ul>	No	No	Yes	No
<p><b>Training and Support</b></p> <ul style="list-style-type: none"> <li>• US-based technical support.</li> <li>• Certified online training through Salient University eLearning.</li> <li>• Classroom Certification Training available for Resellers, Consultants and Technology Partners</li> </ul>	Yes	Yes	Yes	Yes

## About Salient Systems

In the world of video surveillance, Salient Systems Corporation stands apart. Founded in 1995, Salient has over 20 years of experience in video imaging and video management software development.

With an IT mindset, Salient has combined this expertise with a deep understanding of the physical security world and the complex video surveillance demands in mission critical applications. Our products have been designed with both the end user and IT departments in mind and every version of our software includes features specifically created to make them easy to install and use.

Powerful features that reduce bandwidth consumption and manage network resources are standard. Multi-server management tools give users the ability to remotely monitor all recording servers, associated cameras, user activity, storage volumes and more. Client and server updates can be pushed to multiple servers over the network simultaneously thereby reducing costs to customers.

Our approach to product design and development, sales and marketing and service and support has made us the voice of integrity in the ever changing video surveillance market.

Copyright 03/2016 Salient Systems.  
Apple, iPad, iPhone and iPod touch are trademarks of Apple Inc., registered in the U.S. and other countries. App Store is a service mark of Apple Inc. Android is a trademark of Google Inc.

Salient Systems Corporation  
[www.salientsys.com](http://www.salientsys.com)

512.617.4800



Search "salient"

# SALIENT SYSTEMS

## PowerUltra

The Salient PowerUltra is a 2U rack-mount NVR designed to handle complex video surveillance requirements utilizing highly scalable memory, I/O capabilities and extended storage capacity making it ideally suited for intensive digital video processing. Tailor your enterprise video requirements with the PowerUltra's offering of high performance CPU power, 32GB memory, hot-plug swappable hard drives and dual hot-plug redundant power supplies.

The lower overall system-level power draw is the result of breakthrough system design. The PowerUltra NVR maximizes performance per watt through a combination of power and cooling, and energy efficient technologies and tools.

### Features

- Record, live view, playback, archive video
- Hybrid NVR for analog (max 64 channels) and IP cameras
- Rack mount 2U form factor
- Front access with locking bezel for hotswap

### Tech Specs at a Glance

#### System Performance Class: Enterprise Level

CPU	Dual Intel Xeon
Memory	32GB
Network	Quad 1GbE NICs
Storage	12TB up to 66TB
Windows OS	Windows Server 2012
RAID Support	5 or 6



# PowerUltra

## Technical Specifications

Item	Description
Operating System	Windows Server 2012
Processor	Dual Intel Xeon
Memory	32GB
Network	Quad 1Gbe NICs
Hybrid Capable	Up to 64 direct connected analog cameras
IP Camera Support	Yes
Hard Drive (OS)	2- 200GB SSD in RAID 1 configuration
Hard Drive (Video Storage)	12TB, 18TB, 24TB, 30TB, 36TB, 42TB, 48TB, 54TB, 60TB, or 66TB
RAID Controller	Yes
RAID Level of Storage	5 or 6
# of Hot Spares Supported	1 or 2
Graphics Adapter	Integrated graphics adapter
Video Display Ports	1 VGA (front),1 VGA (rear)
USB Ports	1 USB 2.0 (front), 1 USB 3.0 (front) , 2 USB 3.0 (rear)
Other Ports	1 serial port (rear)
Optical Drive	Optional external USB attached DVD-RW
Accessories	Keyboard, mouse & rail kit included
Life Cycle Controller	IDRAC 8
Life Cycle Controller Software	ACIU - iDRAC Enterprise software license for PowerUltra.
DAS Support	Yes - PERC RAID controller required. Part number ACDB
Warranty	3 and 5 year (basic, NBD, or 4HR)

## Chassis Features

Form Factor	2RU Rackmount
Dimensions w/o Rails	3.44" H x 17.49" W x 26.92" D (8.73cm H x 44.40cm W x 68.40cm D)
Weight	73.19lb (33.2Kg) maximum

## Operating Environment

Operating Environment	50° F- 95° F (10° C - 35° C)
Power Supply	Dual 750W - 100 to 240VAC auto ranging and redundant
Relative Humidity	Operating: 10% - 80% non-condensing Storage: 5% - 95% non-condensing
BTU	2559.1 BTU/hr

Company and product names mentioned are registered trademarks of their respective owners. Salient Systems reserves the right to change specifications without prior notice.  
Copyright Salient Systems.11/2016

# SALIENT SYSTEMS



# CANON FIXED DOME NETWORK CAMERAS

Canon's Fixed Dome Network Cameras include Vandal (IK10, IP66 Rated) and Non-Vandal models which can be used to monitor large indoor and outdoor areas. All of these models provide high quality, accurate video thanks to their Genuine Canon Lenses, advanced imaging sensors and two proprietary Canon DIGIC processors (DIGIC DV III and DIGIC NET II). All models also feature Canon's unique Remote Adjustment Function, which allows installers to save time, labor and expense by remotely fine-tuning a camera's viewing area and focus settings. For maximum installation flexibility a selection of optional accessories are available.

## VB-H630VE / VB-M620VE Vandal Resistant Fixed Dome Network Cameras



- VB-H630VE:  
2.1 Megapixel Resolution (1920 x 1080)
- VB-M620VE:  
1.3 Megapixel Resolution (1280 x 960)
- Built-in Remote Adjustment Function for Easy Camera Positioning
- Vandal Resistant Enclosure (IK10 Rated)
- **DiGiC** DV III Image Processor
- **DiGiC** Net II Network Video Processor
- H.264 and M-JPEG Simultaneous Streaming
- Exceptional Low Light Performance
- ONVIF 2.4 / Profile S Conformant
- Environmental Resistant Enclosure (IP66 Rated)

## VB-H630D / VB-M620D Fixed Dome Network Cameras



- VB-H630D:  
2.1 Megapixel Resolution (1920 x 1080)
- VB-M620D:  
1.3 Megapixel Resolution (1280 x 960)
- Built-in Remote Adjustment Function for Easy Camera Positioning
- **DiGiC** DV III Image Processor
- **DiGiC** Net II Network Video Processor
- H.264 and M-JPEG Simultaneous Streaming
- Exceptional Low Light Performance
- ONVIF 2.4 / Profile S Conformant

## Key Features & Benefits

### VANDAL RESISTANT ENCLOSURE

The VB-H630VE and VB-M620VE Vandal Resistant Fixed Dome Network Cameras feature a tough polycarbonate resin capsule and die-cast aluminum construction to help prevent damage to the dome and camera.



- Both models feature a built-in shock-absorbing mechanism designed to help prevent lens impairment if the dome is struck.
- Ideal for use in areas subject to abuse, including correctional facilities, public transportation centers and schools.

### DIGIC DV III IMAGE PROCESSOR

- Vivid "Lifelike" Color Reproduction and Image Clarity
- Rich, Smooth Gradations
- Virtually Eliminates Image Noise
- High Speed Engine for Maximum Processing Power



**DiGiC**  
DV III

### DIGIC NET II PROCESSOR

- Simultaneously deliver both H.264 and M-JPEG video in High Resolution (1080 and 720) at up to 30fps
- High Speed Transmission
- Low Power Consumption



**DiGiC**  
NET II

### REMOTE ADJUSTMENT FUNCTION





These Fixed Dome Cameras also feature Canon's unique built-in Remote Adjustment Function for ease of camera lens positioning which allows installers to save time, labor and expense by using a password-protected application to remotely fine-tune a camera's viewing area and focus settings whenever it's required (an especially handy feature in multiple-camera installations).



Canon's Remote Adjustment Function is a mechanical system that allows you to adjust camera position, zoom, and focus via your PC.

# CANON FIXED DOME NETWORK CAMERAS

**SPECIFICATIONS** (The chart below contains an abbreviated list of specifications — for a complete list visit [networkcameras.usa.canon.com](http://networkcameras.usa.canon.com))

PRODUCT NAME	VB-H630VE	VB-H630D	VB-M620VE	VB-M620D	
ITEM CODE	9903B001	9904B001	9907B001	9908B001	
PRODUCT IMAGE					
CAMERA	IMAGE SENSOR				
	NUMBER OF EFFECTIVE PIXELS		1/3" CMOS (RGB)		
	LENS		2.1 MP		
	FOCAL LENGTH (W - T)		3x Optical (4x Digital) Zoom Lens (Electric Drive)		
	F-NUMBER (W - T)		2.8 (W) - 8.4mm (T)		
	HORIZONTAL VIEWING ANGLE (W - T)		F1.2 (W) - F2.0 (T)		
	VERTICAL VIEWING ANGLE (W - T)		111.0° (W) - 36.5° (T)		
	DAY / NIGHT		60.1° (W) - 20.5° (T)		
	MIN. SUBJECT ILLUMINATION - DAY (COLOR)		Automatically Removable Infrared-cut Filter		
	MIN. SUBJECT ILLUMINATION - NIGHT (MONOCHROME)		0.008 lux (F1.2, shutter speed 1/2 sec., SSC on, 50IRE)		
SHUTTER SPEED		0.0005 lux (F1.2, shutter speed 1/2 sec., SSC on, 50IRE)			
WIDE DYNAMIC RANGE (SMART SHADE CONTROL)		1 - 1/16000 sec.			
VIDEO COMPRESSION METHOD		Auto / Manual / Disable Auto: 3 Levels / Manual: 7 Levels			
SERVER	M-JPEG, H.264				
	VIDEO SIZE		1920 x 1080, 1280 x 720, 1280 x 960 960 x 540, 640 x 360, 640 x 480 480 x 270, 320 x 180, 320 x 240		
	MAXIMUM FRAME RATE		1280 x 720, 1280 x 960 640 x 360, 640 x 480 320 x 180, 320 x 240		
	ONVIF VERSION		1920 x 1080: 30fps 1280 x 960: 30fps		
	IPV4 PROTOCOL		ONVIF Ver. 2.4 / Profile S		
	IPV6 PROTOCOL		TCP/IP, UDP, HTTP, FTP, SNMP (MIB2), SMTP (Client), DHCP (Client), DNS (Client), ARP, ICMP, POP3, NTP, SMTP authentication, RTSP, WV-HTTP, (Canon proprietary), ONVIF		
	AUDIO COMMUNICATION METHOD		TCP/IP, UDP, HTTP, FTP, SMTP (Client), DHCPv6 (Client), DNS (Client), ICMPv6, POP3, NTP, SMTP authentication, RTSP, WV-HTTP (Canon proprietary), ONVIF		
	PRESETS		Full-duplex (two-way) - Echo cancellation function compliant, Mono Max. 20 positions (Digital)		
INTERFACE	INTELLIGENT FUNCTION - VIDEO (ON BOARD VIDEO ANALYTICS)				
	Moving Object Detection, Abandoned Object Detection, Removed Object Detection, Camera Tampering Detection, Passing Detection and Sound Level Detection				
	NETWORK TERMINAL				
POWER SUPPLY	LAN x 1 (RJ45, 100Base-TX auto/full-duplex/half-duplex)				
	MEMORY CARD				
PoE		SD Memory Card, SDHC Memory Card, SDXC Memory Card Compatible. Frame Rate: Max. 1fps (M-JPEG), Max. 30fps (H.264)			
EXTERNAL POWER SOURCE		PoE power supply via LAN connector (IEEE802.3af compliant) 24 VAC/12 VDC			
POWER CONSUMPTION	WITH POE	Maximum approximately 8.4 W	Maximum approximately 7.8 W	Maximum approximately 8.4 W	Maximum approximately 7.8 W
	WITH 12VAC	Maximum approximately 9.0 W	Maximum approximately 8.3 W	Maximum approximately 9.0 W	Maximum approximately 8.3 W
	WITH 24VAC	Max. approx. 8.1 W Max. approx. 18.7 W* *with Heater Unit HU600-VB (sold separately)	Max. approx. 7.5 W	Max. approx. 8.1 W Max. approx. 18.7 W* *with Heater Unit HU600-VB (sold separately)	Max. approx. 7.5 W
OTHER	DIMENSIONS (Ø X H)		7.09 x 5.79 in. (180 x 147 mm)		7.32 x 5.51 in. (186 x 140 mm)
	WEIGHT		Approx. 4.211 lb. (1910g)		Approx. 2.624 lb. (1190g)

## Recommended Supplies & Accessories



### PC600-VB

#### Pendant Mounting Kit

##### Compatible with Camera Models:

Item Name	Item Code
VB-H630VE	9903B001
VB-M620VE	9907B001
VB-H630D	9904B001
VB-M620D	9908B001



### PS600-VB

#### Junction Box Mounting Kit

##### Compatible with Camera Models:

Item Name	Item Code
VB-H630VE	9903B001
VB-M620VE	9907B001
VB-H630D	9904B001
VB-M620D	9908B001



### HU600-VB

#### Heater Unit

##### Compatible with Camera Models:

Item Name	Item Code
VB-H630VE	9903B001
VB-M620VE	9907B001

1-800-OK-CANON | [networkcameras.usa.canon.com](http://networkcameras.usa.canon.com)

©2016 Canon U.S.A., Inc. All rights reserved. Not responsible for typographical errors. Specifications are subject to change without notice. Some of the images and effects are simulated. Canon and DIGIC are registered trademarks of Canon Inc. in the United States and may also be trademarks or registered trademarks in other countries. \*ONVIF and Onvif are trademarks of ONVIF Inc. All other products and brand names may be registered trademarks, trademarks or service marks of their respective owners in the United States and/or other countries.





# A-SWD5ZWB600 Wall Mount Bracket

Model Name	Model Description	Item Code
A-SWD5ZWB600	Wall Mount Bracket for VB-M600VE & VB-H610VE	2178V433



The A-SWD5ZWB600 Wall Mount Bracket kit includes the A-SWD5ZWB Wall Bracket and the A-SWD5ZWB-2 attachment plate that allows you to directly mount the Canon VB-M600VE and the VB-H610VE to the bracket without the need of an additional enclosure. The aluminum housing provides excellent protections as well as additional weather resistance.

Compatible Canon Camera Models:  
VB-M600VE, VB-H610VE, VB-M620VE, VB-H630VE

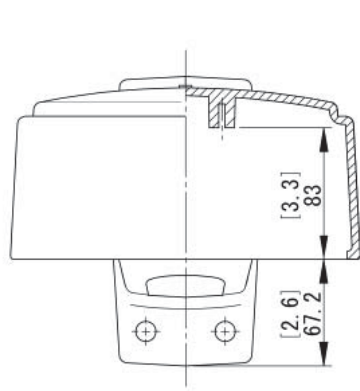
## Specifications

Operating Environment	Outdoor
Mounting Bracket	Wall Mount W type Material = Aluminum Powder Coat Finish, Standard Color : OFF WHITE
Weight	Approx. 2kgs (4.4 lbs)
Recommended Screw	3/8" or M8~M10 Stainless Screws x 4 (Not included in product)
Standard & Compliance	RoHS

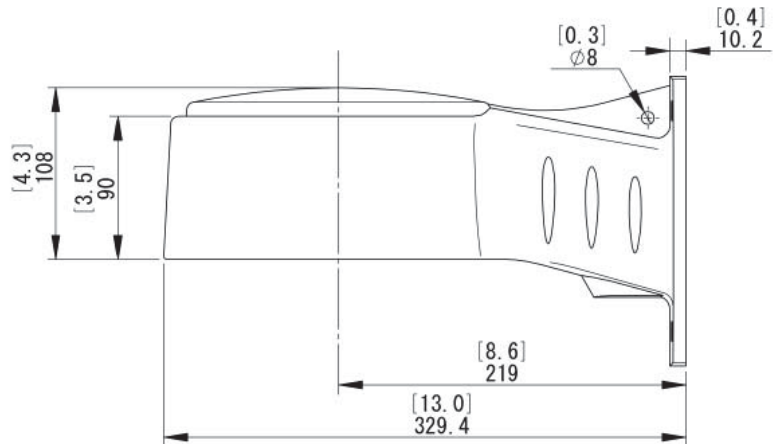


# A-SWD5ZWB600 Wall Mount Bracket

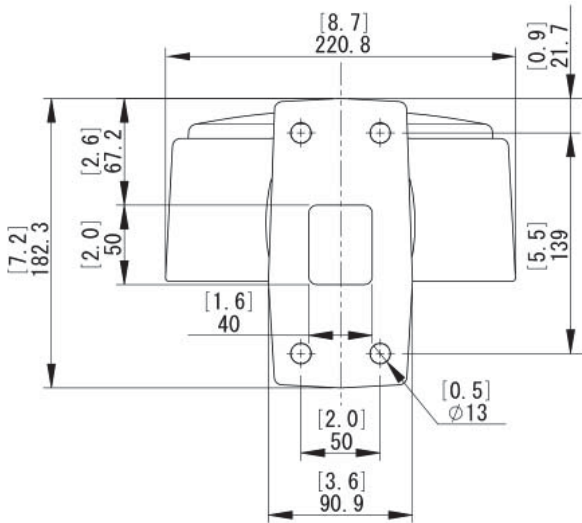
Unit: [ inch ]  
mm



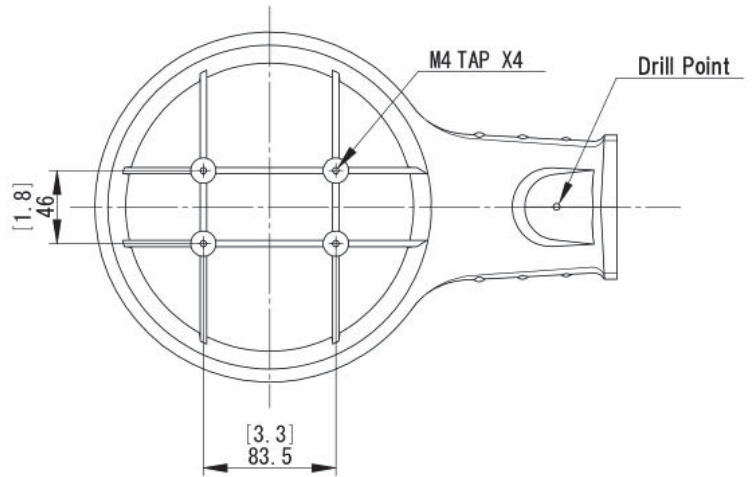
FRONT



SIDE



BACK



BOTTOM