

TIPS VENDOR AGREEMENT

Between _____ and
(Company Name)

THE INTERLOCAL PURCHASING SYSTEM (TIPS)

For

RFP 170804 Science Equipment and Supplies

General Information

The Vendor Agreement (“Agreement”) made and entered into by and between The Interlocal Purchasing System (hereinafter referred to as “TIPS” respectfully) a government cooperative purchasing program authorized by the Region 8 Education Service Center, having its principal place of business at 4845 US Hwy 271 North, Pittsburg, Texas 75686. This Agreement consists of the provisions set forth below, including provisions of all Attachments referenced herein. In the event of a conflict between the provisions set forth below and those contained in any Attachment, the provisions set forth shall control.

The vendor Agreement shall include and incorporate by reference this Agreement, the terms and conditions, special terms and conditions, any agreed upon amendments, as well as all of the sections of the Solicitation (RFP, RCSP, RFQ) as posted, including any addenda and the awarded vendor’s proposal. Once signed, if an awarded vendor’s proposal varies or is unclear in any way from the TIPS Agreement, TIPS, at its sole discretion, will decide which provision will prevail. Other documents to be included are the awarded vendor’s proposals, task orders, purchase orders and any adjustments which have been issued. If deviations are submitted to TIPS by the proposing vendor as provided by and within the solicitation process, this Agreement may be amended to incorporate any agreed deviations.

The following pages will constitute the Agreement between the successful vendors(s) and TIPS.

Definitions

PURCHASE ORDER is the TIPS Member’s approval providing the authority to proceed with the negotiated delivery order under the Agreement. Special terms and conditions as agreed to between the vendor and TIPS Member should be added as addendums or deleted from the PO. Items such as certificate of insurance, bonding requirements, small or disadvantaged business goals are examples of possible addenda.

Terms and Conditions

Freight

If applicable, all quotes to Members shall provide a line item for cost for freight or shipping regardless if there is a charge or not. If no charge for freight or shipping, indicate by stating "No Charge" or "\$0" or other similar indication. Shipping, delivery or freight charges shall be passed through at cost to the TIPS Member.

Customer Support

The Vendor shall provide timely and accurate customer support to TIPS Members. Vendors shall respond to such requests within one (1) working day after receipt of the request. Vendor shall provide training regarding products and services supplied by the Vendor unless otherwise clearly stated in writing at the time of purchase. (Unless training is a line item sold or packaged and must be purchased with product.)

Agreements

All Agreements and agreements between Vendors and TIPS Members shall strictly adhere to all applicable statutes and codes.

Agreements for purchase will normally be put into effect by means of a purchase order(s) or other similar document or contract executed by authorized agent(s) of the purchasing TIPS Member.

Davis Bacon Act requirements will be met for construction and/or repair of buildings unless otherwise agreed with the TIPS Member.

Tax exempt status

A taxable item sold, leased, rented to, stored, used, or consumed by any of the following governmental entities is exempted from the taxes imposed by this chapter: (1) the United States; (2) an unincorporated instrumentality of the United States; (3) a corporation that is an agency or instrumentality of the United States and is wholly owned by the United States or by another corporation wholly owned by the United States; (4) the State of Texas; (5) a Texas county, city, special district, or other political subdivision; or (6) a state, or a governmental unit of a state that borders Texas, but only to the extent that the other state or governmental unit exempts or does not impose a tax on similar sales of items to this state or a political subdivision of this state. Texas Tax Code § 151.309.

Assignments of Agreements

No assignment of Agreement may be made without the prior written approval of TIPS. Payment made by a TIPS Member can only be made to the awarded Vendor or vendor assigned dealer.

Disclosures

1. Vendor affirms that he/she has not given, offered to give, nor intends to give at any time hereafter any economic opportunity, future employment, gift, loan, gratuity, special discount, trip, favor or service to a public servant in connection with this Agreement.

2. Vendor shall attach, in writing, a complete description of any and all relationships that might be considered a conflict of interest in doing business with TIPS under a TIPS Agreement.
3. The vendor affirms that, to the best of his/her knowledge, the offer has been arrived at independently, and is submitted without collusion with anyone to obtain information or gain any favoritism that would in any way limit competition or give an unfair advantage over other vendors in the award of this Agreement.

Renewal of Agreements

The Agreement with TIPS is for three (3) years with an option for renewal for additional one (1) consecutive year as provided in the related solicitation as specified on page one of this agreement. Total term of Agreement can be up to the number of years provided in the solicitation. The renewal option for the one additional year is at the agreement of the parties.

Automatic Renewal Clauses Incorporated in Awarded Vendor Agreements with TIPS Members Resulting from the Solicitation and with the Vendor Named in this Agreement.

NO AGREEMENT FOR GOODS OR SERVICES WITH A TIPS MEMBER BY THE AWARDED VENDOR NAMED IN THIS AGREEMENT THAT RESULTS FROM THE SOLICITATION AWARD NAMED IN THIS AGREEMENT, MAY INCORPORATE AN AUTOMATIC RENEWAL CLAUSE WITH WHICH THE TIPS MEMBER MUST COMPLY. ALL RENEWAL TERMS INCORPORATED IN AN AGREEMENT BY THE VENDOR WITH THE TIPS MEMBER SHALL ONLY BE VALID AND ENFORCEABLE WHEN THE VENDOR RECEIVES WRITTEN CONFIRMATION BY PURCHASE ORDER OR EXECUTED AGREEMENT ISSUED BY THE TIPS MEMBER FOR ANY RENEWAL PERIOD. THE PURPOSE OF THIS CLAUSE IS TO AVOID A TIPS MEMBER INADVERTENTLY RENEWING AN AGREEMENT DURING A PERIOD IN WHICH THE GOVERNING BODY OF THE TIPS MEMBER HAS NOT PROPERLY APPROPRIATED AND BUDGETED THE FUNDS TO SATISFY THE AGREEMENT RENEWAL. THIS TERM IS NOT NEGOTIABLE AND ANY AGREEMENT BETWEEN A TIPS MEMBER AND A TIPS AWARDED VENDOR WITH AN AUTOMATIC RENEWAL CLAUSE THAT CONFLICTS WITH THESE TERMS IS RENDERED VOID AND UNENFORCEABLE AS TO THE AUTOMATIC RENEWAL CLAUSE.

Shipments (If Applicable)

The Vendor shall ship ordered products within a commercially reasonable time after the receipt of the order. If a product cannot be shipped within that time, the Vendor shall notify TIPS and the TIPS Member as to why the product has not shipped and shall provide an estimated shipping date, if applicable. TIPS or the TIPS Member may cancel the order if estimated shipping time is not acceptable.

Invoices

The Vendor or, if applicable, the vendor assigned dealer shall submit invoices, to the TIPS Member. Each invoice shall include the TIPS Member's purchase order number. The shipment

tracking number or pertinent information for verification of TIPS Member receipt shall be made available upon request. The Vendor or vendor assigned dealer shall not invoice for partial shipments unless agreed to in writing in advance by TIPS or the TIPS Member.

Payments

The TIPS Member will make payments directly to the Vendor or vendor assigned dealer as agreed by the TIPS Member.

Pricing

The Vendor agrees to provide pricing to TIPS and TIPS Member entities that is at least equal to the lowest pricing available from the vendor to like cooperative purchasing customers in like situations and the pricing shall remain so throughout the duration of the Agreement.

All pricing submitted to TIPS shall include the participation fee, as designated in the solicitation or as otherwise agreed in writing, to be remitted to TIPS by the Vendor. Vendor shall not show adding the fee to the invoice presented to TIPS Member customer. Failure to render the participation fee to TIPS shall constitute a breach of this agreement and shall be grounds for termination of this agreement and any other agreement held with TIPS.

Participation Fees

Fees for this award are 2%.

Vendor or vendor assigned dealer agrees to pay TIPS on a monthly scheduled report the participation fee for all Agreement sales to TIPS Members utilizing a TIPS awarded contract. Vendor must login to the TIPS database and use the "Submission Report" section to report sales. The Vendor or vendor assigned dealers are responsible for keeping records of all sales that go through the TIPS Agreement. Failure to pay the participation fee will result in termination of Agreement. Please contact TIPS at tips@tips-usa.com or call (866) 839-8477 if you have questions about paying fees.

Indemnity

- 2. Indemnity for Personality Agreements.** Vendor agrees to indemnify and hold harmless and defend TIPS, TIPS Member(s), officers and employees, from and against all claims and suits for damages, injuries to persons (including death), property damages, losses, and expenses including court costs and attorney's fees, arising out of, or resulting from, Vendor's performance of this Agreement or sales made to TIPS Members under this agreement, including all such causes of action based upon common, constitutional, or statutory law, or based in whole or in part, upon allegations of negligent or intentional acts on the part of the Vendor, its officers, employees, agents, subcontractors, licensees, invitees, unless such claims are based in whole upon the negligent acts or omissions of the TIPS, TIPS Member(s), officers, employees, or agents. If based in part upon the negligent acts or omissions of the TIPS, TIPS Member(s), officers, employees, or agents, Vendor shall be responsible for their proportional share of the claim.

2. **Indemnity for Performance Agreements.** The Vendor agrees to indemnify and hold harmless and defend TIPS, TIPS Member(s), officers and employees from and against all claims and suits for damages, injuries to persons (including death), property damages, losses, and expenses including court costs and attorney's fees, arising out of, or resulting from, Vendor's work under this Agreement, including all such causes of action based upon common, constitutional, or statutory law, or based in whole or in part, upon allegations of negligent or intentional acts on the part of the Vendor, its officers, employees, agents, subcontractors, licensees, or invitees, unless such claims are based in whole upon the negligent acts or omissions of the TIPS, TIPS Member(s), officers, employees, or agents. If based in part upon the negligent acts or omissions of the TIPS, TIPS Member(s), officers, employees, or agents, Vendor shall be responsible for their proportional share of the claim.

State of Texas Franchise Tax

By signature hereon, the bidder hereby certifies that he/she is not currently delinquent in the payment of any franchise taxes owed the State of Texas under Chapter 171, Tax Code.

Miscellaneous

Nothing in the Agreement or in any other communication between TIPS and the Vendor may be construed as a guarantee that TIPS Members will submit any orders at any time. TIPS reserves the right to request additional proposals for items already on Agreement at any time.

Purchase Order Pricing/Product Deviation

If a deviation of agreed pricing/product on a purchase order from a TIPS Member pursuant to this Agreement occurs, TIPS shall be notified within 48 hours of receipt of order.

Termination for Convenience

TIPS reserves the right to terminate this agreement for cause or no cause for convenience with a thirty-day written notice. Termination for convenience is required under Federal Regulations 2 CFR part 200. All purchase orders presented to the Vendor by a TIPS Member prior to the actual termination of this agreement shall be honored at the option of the TIPS Member. The awarded vendor may terminate the agreement with ninety (90) days written notice to TIPS 4845 US Hwy North, Pittsburg, Texas 75686.

TIPS Member Purchasing Procedures

Purchase orders or their equal are issued by participating TIPS Member to the awarded vendor indicating on the PO "TIPS Agreement Number". Order is emailed to TIPS at tipspo@tips-usa.com.

- Awarded vendor delivers goods/services directly to the participating Member.
- Awarded vendor invoices the participating TIPS Member directly.
- Awarded vendor receives payment directly from the participating Member.
- Awarded vendor reports sales monthly to TIPS (unless prior arrangements have been made with TIPS to report otherwise).

Supplemental Agreements

The TIPS Member and awarded vendor may enter into a separate supplemental agreement to further define the level of service requirements over and above the minimum defined in this Agreement i.e. invoice requirements, ordering requirements, specialized delivery, etc. Any supplemental agreement developed as a result of this Agreement is exclusively between the participating entity and awarded vendor. TIPS, its agents, TIPS Members and employees shall not be made party to any claim for breach of such agreement.

INDEMNITY UNDER A SUPPLEMENTAL AGREEMENT:

ANY SUPPLEMENTAL AGREEMENT BETWEEN THE TIPS OR A TIPS MEMBER AND THE VENDOR THAT REQUIRES TIPS OR THE TIPS MEMBER TO INDEMNIFY ANY OTHER PARTY, EXCEPT TO THE EXTENT PERMITTED BY THE APPLICABLE CONSTITUTION, LAWS OR REGULATIONS OF THE JURISDICTION OF THE LOCATION OF THE TIPS MEMBER OR THE LOCATION OF THE PERFORMANCE OF THE CONTRACT UNDER THIS AGREEMENT, IS NOT PERMITTED UNDER THIS AGREEMENT AND RENDERS THE INDEMNITY REQUIREMENT NULL AND VOID AS IT APPLIES TO TIPS OR THE TIPS MEMBER'S RESPONSIBILITY TO INDEMNIFY ANY PARTY.

Licenses

Awarded vendor shall maintain, in current status, all federal, state and local licenses, bonds and permits required for the operation of the business conducted by awarded vendor. Awarded vendor shall remain fully informed of and in compliance with all ordinances and regulations pertaining to the lawful provision of services under the Agreement. TIPS reserves the right to stop work and/or cancel Agreement of any awarded vendor whose license(s) expire, lapse, are suspended or terminated.

Novation

If awarded vendor sells or transfers all assets or the entire portion of the assets used to perform this Agreement, a successor in interest must guarantee to perform all obligations under this Agreement. TIPS reserves the right to accept or reject assignment of this agreement. A simple change of name agreement will not change the Agreement obligations of awarded vendor.

Site Requirements (Only when applicable to service or job)

Cleanup: Awarded vendor shall clean up and remove all debris and rubbish resulting from their work as required or directed by TIPS Member. Upon completion of work, the premises shall be left in good repair and an orderly, neat, clean and unobstructed condition.

Preparation: Awarded vendor shall not begin a project for which TIPS Member has not prepared the site, unless awarded vendor does the preparation work at no cost, or until TIPS Member includes the cost of site preparation in a purchase order.

Site preparation includes, but is not limited to: moving furniture, installing wiring for networks or power, and similar pre-installation requirements.

Registered sex offender restrictions: For work to be performed at schools, awarded vendor agrees that no employee of a sub-contractor who has been adjudicated to be a registered sex offender will perform work at any time when students are or reasonably expected to be present. Awarded vendor agrees that a violation of this condition shall be considered a material breach and may result in the cancellation of the purchase order at the TIPS Member's discretion. Awarded vendor must identify any additional costs associated with compliance of this term. If no costs are specified, compliance with this term will be provided at no additional charge.

Safety measures: Awarded vendor shall take all reasonable precautions for the safety of employees on the worksite, and shall erect and properly maintain all necessary safeguards for protection of workers and the public. Awarded vendor shall post warning signs against all hazards created by the operation and work in progress. Proper precautions shall be taken pursuant to state law and standard practices to protect workers, general public and existing structures from injury or damage.

Smoking

Persons working under Agreement shall adhere to local smoking policies. Smoking will only be permitted in posted areas or off premises.

Invoices

The awarded vendor shall submit invoices to the TIPS Member clearly stating "Per TIPS Agreement". The shipment tracking number or other applicable pertinent information for verification shall be made available upon request.

Marketing

Awarded vendor agrees to allow TIPS to use their name and logo within the TIPS website, marketing materials and advertisement. Any use of TIPS name and logo or any form of publicity, inclusive of press release, regarding this Agreement by awarded vendor must have prior approval from TIPS and approval of which, shall not be unreasonably withheld by TIPS.

Survival Clause

All applicable software license agreements, warranties or service agreements that were entered into between Vendor and Customer under the terms and conditions of the Agreement shall survive the expiration or termination of the Agreement. All Orders, Purchase Orders issued or contracts executed by TIPS or a TIPS Member and accepted by the Vendor prior to the expiration or termination of this agreement, shall survive expiration or termination of the Agreement, subject to previously agreed terms and conditions agreed by the parties or as otherwise specified herein relating to termination of this agreement.

Legal obligations

It is the responding vendor's responsibility to be aware of and comply with all local, state and federal laws governing the sale of products/services identified in this RFP and any awarded Agreement thereof. Applicable laws and regulations must be followed even if not specifically identified herein.

Audit rights

Awarded Vendor shall, at their sole expense, maintain appropriate due diligence of all purchases made by TIPS Member that utilizes this Agreement. TIPS and Region 8 ESC each reserve the right to audit the accounting for a period of three (3) years from the time such purchases are made. This audit right shall survive termination of this Agreement for a period of three (3) years from the effective date of termination. TIPS shall have authority to conduct random audits of Awarded Vendor's pricing that is offered to TIPS Members. Notwithstanding the foregoing, in the event that TIPS is made aware of any pricing being offered to eligible entities that is materially inconsistent with the pricing under this agreement, TIPS shall have the ability to conduct the audit internally or may engage a third-party auditing firm. In the event of an audit, the requested materials shall be provided in the format and at the location designated by Region 8 ESC or TIPS. TIPS shall bear the cost of such audit requested by TIPS, but all documents maintained by the vendor shall be produced and made available to TIPS or its agents at no cost.

Force Majeure

If by reason of Force Majeure, either party hereto shall be rendered unable wholly or in part to carry out its obligations under this Agreement then such party shall give notice and fully particulars of Force Majeure in writing to the other party within a reasonable time after occurrence of the event or cause relied upon, and the obligation of the party giving such notice, so far as it is affected by such Force Majeure, shall be suspended during the continuance of the inability then claimed, except as hereinafter provided, but for no longer period, and such party shall endeavor to remove or overcome such inability with all reasonable dispatch.

Acceptance of work by TIPS Member

When a Vendor performs services for a TIPS Member, the TIPS Member will inspect the work for acceptance under the scope and terms in the PO. The TIPS Member will request any corrective actions that are required. Upon completion of these actions and not before, the TIPS Member will be obligated to compensate the Vendor as agreed.

Support Requirements

If there is a dispute between the awarded vendor and TIPS Member, TIPS or its representatives will assist in conflict resolution or third party (mandatory mediation), if requested by either party. TIPS, or its representatives, reserves the right to inspect any project and audit the awarded vendors TIPS project files, documentation and correspondence.

Bonding

Only when applicable, performance bonds and payment bonds will be required on construction or labor required jobs. Awarded vendor will meet the TIPS member's local and state purchasing requirements. Awarded vendors may need to provide additional capacity as jobs increase. Bonds will not require that a fee be paid to TIPS. The actual cost of the bond will be a pass through to the TIPS member and added to the purchase order or Agreement.

Incorporation of Solicitation

The TIPS Solicitation, Request for Proposals, Request for Qualifications or the Request for Competitive Sealed Proposals solicitation and all associated documents and forms made part of the solicitation process, including any addenda, that resulted in the execution of this agreement are hereby incorporated by reference into this agreement as if copied verbatim.

Scope of Services

The specific scope of work for each job shall be determined in advance and in writing between TIPS Member and Awarded vendor. It is okay if the TIPS member provides a general scope, but the awarded vendor should provide a written scope of work to the TIPS member as part of the proposal. Once the scope of the job is agreed to, the TIPS member will issue a PO and/or an Agreement with the estimate referenced as an attachment along with bond and any other special provisions agreed to for the TIPS member. If special terms and conditions other than those covered within this solicitation and awarded Agreements are required, they will be attached to the PO and shall take precedence over those in the base Agreement.

Project Delivery Order Procedures

The TIPS member having approved and signed an interlocal agreement, or other TIPS membership document, may make a request of the awarded vendor under this Agreement when the TIPS member has services that need to be undertaken. Notification may occur via phone, the web, email, fax, or in person.

Upon notification of a pending request, the awarded vendor shall make contact with the TIPS member as soon as possible, but must make contact with the TIPS member within two working days.

Scheduling of Construction Projects (when applicable)

Scheduling of projects (if applicable) will be accomplished when the TIPS member issues a purchase order that will serve as "the notice to proceed". The period for the delivery order will include the mobilization, materials purchase, installation and delivery, design, weather, and site cleanup and inspection. No additional claims may be made for delays as a result of these items. When the tasks have been completed the awarded vendor shall notify the client and have the TIPS member inspect the work for acceptance under the scope and terms in the PO. The TIPS member will issue in writing any corrective actions that are required. Upon completion of these items, the TIPS member will issue a completion notice and final payment will be issued.

Special Terms and Conditions

It is the intent of TIPS to Agreement with a reliable, high performance vendor to supply products and services to government and educational agencies. It is the experience of TIPS that the following procedures provide TIPS, the Vendor, and the participating agency the necessary support to facilitate a mutually beneficial relationship. The specific procedures will be negotiated with the successful vendor.

- **Agreements:** All orders made by TIPS Members to the awarded vendor must be emailed to TIPS at tipspo@tips-usa.com. Should a TIPS Member send an order direct to vendor, it is the vendor's responsibility to forward the order to TIPS at the email above within three (3) business days and confirm its receipt with TIPS.
 - **Promotion of Agreement:** It is agreed that Vendor will encourage all eligible entities to purchase from the TIPS Program. Encouraging entities to purchase directly from the Vendor and not through TIPS Agreement is a breach of this agreement terms and conditions and will result in termination and rescission of this agreement and removal of the Vendor from the TIPS Program.
 - **Daily Order Confirmation:** All Agreement purchase orders will be approved daily by TIPS and sent to vendor. The vendor must confirm receipt of orders to the TIPS Member (customer) within two (2) business days.
 - **Vendor custom website for TIPS:** If Vendor is hosting a custom TIPS Agreement catalog website, then any updated pricing must be posted by 1st of each month. Any increase in a "catalog" price, as defined herein, is not effective until it is published in the vendor's "catalog" as defined herein.
 - **Back Ordered Products:** If product is not expected to ship within 7 business days, customer is to be notified within 24 hours of order receipt and appropriate action taken based on customer request.
-

Page 11 of 11 will be the TIPS Vendor Agreement Signature Page

The Interlocal Purchasing System (TIPS Cooperative) Supplier Response

Bid Information		Contact Information		Ship to Information
Bid Creator	Rick Powell General Counsel/Procurement Compliance Officer	Address	Region 8 Education Service Center 4845 US Highway 271 North Pittsburg, TX 75686	Address
Email	rick.powell@tips-usa.com	Contact	Kristie Collins - Contracts Support	Contact
Phone	(903) 575-2689			Department
Fax				Building
Bid Number	170804	Department		Floor/Room
Title	Science Equipment and Supplies	Building		Telephone
Bid Type	RFP			Fax
Issue Date	8/3/2017 03:03 PM (CT)	Floor/Room		Email
Close Date	9/15/2017 03:00:00 PM (CT)	Telephone	(866) 839-8477	
		Fax	(866) 839-8472	
		Email	bids@tips-usa.com	

Supplier Information

Company MISSCO
 Address P.O. Box 321400
 Flowood, MS 39232
 Contact
 Department
 Building
 Floor/Room
 Telephone (601) 368-2508
 Fax (601) 487-2800
 Email
 Submitted 9/14/2017 12:01:50 PM (CT)
 Total \$0.00

By submitting your response, you certify that you are authorized to represent and bind your company.

Signature James G. Scholtens

Email jscholtens@missco.com

Supplier Notes

Bid Notes

Bid Activities

Bid Messages

Bid Attributes

Please review the following and respond where necessary

#	Name	Note	Response
1	Yes - No	Disadvantaged/Minority/Women Business Enterprise - D/M/WBE (Required by some participating governmental entities) Vendor certifies that their firm is a D/M/WBE? Vendor must upload proof of certification to the "Response Attachments" D/M/WBE CERTIFICATES section.	No
2	Yes - No	Historically Underutilized Business - HUB (Required by some participating governmental entities) Vendor certifies that their firm is a HUB as defined by the State of Texas at https://comptroller.texas.gov/purchasing/vendor/hub/ or in a HUBZone as defined by the US Small Business Administration at https://www.sba.gov/offices/headquarters/ohp Proof of one or both may be submitted. Vendor must upload proof of certification to the "Response Attachments" HUB CERTIFICATES section.	No
3	Yes - No	The Vendor can provide services and/or products to all 50 US States?	No
4	States Served:	If answer is NO to question #3, please list which states can be served. (Example: AR, OK, TX)	AR
5	Company and/or Product Description:	This information will appear on the TIPS website in the company profile section, if awarded a TIPS contract. (Limit 750 characters.)	Sheldon Laboratory, science lab casework, fume hoods, science equipment, lab fixtures, resin countertop
6	Primary Contact Name	Primary Contact Name	Jim Scholtens
7	Primary Contact Title	Primary Contact Title	Vice President
8	Primary Contact Email	Primary Contact Email	jscholtens@missco.com
9	Primary Contact Phone	Enter 10 digit phone number. (No dashes or extensions) Example: 8668398477	6013682514
10	Primary Contact Fax	Enter 10 digit phone number. (No dashes or extensions) Example: 8668398477	6014872800
11	Primary Contact Mobile	Enter 10 digit phone number. (No dashes or extensions) Example: 8668398477	6018628233
12	Secondary Contact Name	Secondary Contact Name	Randy Peets
13	Secondary Contact Title	Secondary Contact Title	President
14	Secondary Contact Email	Secondary Contact Email	rpeets@missco.com
15	Secondary Contact Phone	Enter 10 digit phone number. (No dashes or extensions) Example: 8668398477	6013682508
16	Secondary Contact Fax	Enter 10 digit phone number. (No dashes or extensions) Example: 8668398477	6014872800
17	Secondary Contact Mobile	Enter 10 digit phone number. (No dashes or extensions) Example: 8668398477	6019423961
18	Admin Fee Contact Name	Admin Fee Contact Name. This person is responsible for paying the admin fee to TIPS.	Chuck Brashier

19	Admin Fee Contact Email	Admin Fee Contact Email	cbrashier@missco.com
20	Admin Fee Contact Phone	Enter 10 digit phone number. (No dashes or extensions) Example: 8668398477	6013682521
21	Purchase Order Contact Name	Purchase Order Contact Name. This person is responsible for receiving Purchase Orders from TIPS.	Jim Scholtens
22	Purchase Order Contact Email	Purchase Order Contact Email	jscholtens@missco.com
23	Purchase Order Contact Phone	Enter 10 digit phone number. (No dashes or extensions) Example: 8668398477	6013682514
24	Company Website	Company Website (Format - www.company.com)	www.missco.com
25	Federal ID Number:	Federal ID Number also known as the Employer Identification Number. (Format - 12-3456789)	64-0207070
26	Primary Address	Primary Address	P O Box 321400
27	Primary Address City	Primary Address City	Flowood
28	Primary Address State	Primary Address State (2 Digit Abbreviation)	MS
29	Primary Address Zip	Primary Address Zip	392321400
30	Search Words:	Please list search words to be posted in the TIPS database about your company that TIPS website users might search. Words may be product names, manufacturers, or other words associated with the category of award. YOU MAY NOT LIST NON-CATEGORY ITEMS. (Limit 500 words) (Format: product, paper, construction, manufacturer name, etc.)	Sheldon Laboratory, science lab casework, fume hoods, science equipment, lab fixtures, resin countertop
31	Yes - No	Most of our members receive Federal Government grants and they make up a significant portion of their budgets. The members need to know if your company is willing to sell to them when they spend federal budget funds on their purchase. There are attributes that follow that are provisions from the federal regulations in 2 CFR part 200. Your answers will determine if your award will be designated as Federal or Education Department General Administrative Regulations (EDGAR)compliant. Is it your intent to be able to sell to our members regardless of the fund source, whether it be local, state or federal?	Yes
32	Yes - No	Certification of Residency (Required by the State of Texas) The vendor's ultimate parent company or majority owner: (A) has its principal place of business in Texas; OR (B) employs at least 500 persons in Texas?	No
33	Company Residence (City)	Vendor's principal place of business is in the city of?	Flowood
34	Company Residence (State)	Vendor's principal place of business is in the state of?	MS

35	Felony Conviction Notice:	<p>(Required by the State of Texas) My firm is, as outlined on PAGE 5 in the Instructions to Bidders document: (Questions 36 - 37) Statutory citation covering notification of criminal history of contractor is found in the Texas Education Code #44.034.</p> <p>Following is an example of a felony conviction notice: State of Texas Legislative Senate Bill No. 1, Section 44.034, Notification of Criminal History, Subsection (a), states "a person or business entity that enters into a contract with a school district or ESC 8/TIPS must give advance notice to the district or ESC 8/TIPS if the person or an owner or operator of the business entity has been convicted of a felony.</p> <p>The notice must include a general description of the conduct resulting in the conviction of a felony." Subsection (b) states "a school district may terminate a contract with a person or business entity if the district determines that the person or business entity failed to give notice as required by Subsection (a) or misrepresented the conduct resulting in the conviction. The district must compensate the person or business entity for services performed before the termination of the contract."</p>	(No Response Required)
36	Yes - No	A publicly held corporation; therefore, this reporting requirement is not applicable?	No
37	Yes - No	Is owned or operated by individual(s) who has/have been convicted of a felony?	No
38	If your firm is owned or operated by the following individual(s) who has/have been convicted of a felony:	Please provide details of the conviction. This is not necessarily a disqualifying factor and the details of the conviction determines the eligibility. Providing false or misleading information about the conviction is illegal.	
39	Pricing Information:	Pricing information section. (Questions 39 - 43)	(No Response Required)
40	Discount Offered	What is the MINIMUM percentage discount off of any item or service you offer to TIPS Members that is in your regular catalog (as defined in the RFP document), website, store or shelf pricing? This is a ceiling on your pricing and not a floor because, in order to be more competitive in the individual circumstance, you may offer a larger discount depending on the items or services purchased and the quantity at time of sale. Must answer with a number between 0% and 100%.	20%
41	TIPS administration fee	By submitting a proposal, I agree that all pricing submitted to TIPS shall include the participation fee, as designated in the solicitation or as otherwise agreed in writing and shall be remitted to TIPS by the Vendor as agreed in the Vendor agreement. I agree that the fee shall not and will not be added by the vendor as a separate line item on a TIPS member invoice, quote, proposal or any other written communications with the TIPS member.	(No Response Required)
42	Yes - No	Vendor agrees to remit to TIPS the required administration fee? TIPS/ESC Region 8 is required by Texas Government Code § 791 to be compensated for its work and thus, failure to agree shall render your response void and it will not be considered.	Yes
43	Yes - No	Do you offer additional discounts to TIPS members for large order quantities or large scope of work?	Yes

44	Start Time	Average start time after receipt of customer order is ____ working days?	60
45	Years Experience	Company years experience in this category?	30
46	Resellers:	<p>Does the vendor have resellers that it will name under this contract? Resellers are defined as other companies that sell your products under an agreement with you, the awarded vendor of TIPS.</p> <p>EXAMPLE: Walmart is a reseller of Samsung Electronics. If Samsung were a TIPS awarded vendor, then Samsung would list Walmart as a reseller.</p> <p>(If applicable, vendor should download the Reseller/Dealers spreadsheet from the Attachments section, fill out the form and submit the document in the "Response Attachments" RESELLERS section.</p>	No
47	Prices are guaranteed for?	Vendor agrees to honor the pricing discount off regular catalog (as defined in the RFP document), website, store or shelf pricing for the term of the award?	YES
48	Right of Refusal	Does the proposing vendor wish to reserve the right not to perform under the awarded agreement with a TIPS member at vendor's discretion?	Yes
49	NON-COLLUSIVE BIDDING CERTIFICATE	<p>By submission of this bid or proposal, the Bidder certifies that:</p> <p>1) This bid or proposal has been independently arrived at without collusion with any other Bidder or with any Competitor;</p> <p>2) This bid or proposal has not been knowingly disclosed and will not be knowingly disclosed, prior to the opening of bids, or proposals for this project, to any other Bidder, Competitor or potential competitor;</p> <p>3) No attempt has been or will be made to induce any other person, partnership or corporation to submit or not to submit a bid or proposal;</p> <p>4) The person signing this bid or proposal certifies that he has fully informed himself regarding the accuracy of the statements contained in this certification, and under the penalties being applicable to the Bidder as well as to the person signing in its behalf. Not a negotiable term. Failure to agree will render your proposal non-responsive and it will not be considered.</p>	(No Response Required)
50	CONFLICT OF INTEREST QUESTIONNAIRE - FORM CIQ	<p>If you have a conflict of interest as described in this form or the Local Government Code Chapter 176, cited therein- you are required to complete and file with TIPS, Richard Powell, 4845 US Highway 271 North, Pittsburg, Texas 75686</p> <p>You may find the Blank CIQ form on our website at:</p> <p>Copy and Paste the following link into a new browser or tab: https://www.tips-usa.com/assets/documents/docs/CIQ.pdf</p> <p>Do you have any conflicts under this statutory requirement?</p>	No
51	Filing of Form CIQ	If yes (above), have you filed a form CIQ as directed here?	

- 52 Regulatory Standing I certify to TIPS for the proposal attached that my company is in good standing with all governmental agencies Federal or state that regulate any part of our business operations. If not, please explain in the next attribute question. Yes
- 53 Regulatory Standing Regulatory Standing explanation of no answer on previous question.
- 54 Antitrust Certification Statements (Tex. Government Code § 2155.005) By submission of this bid or proposal, the Bidder certifies that: (No Response Required)
- I affirm under penalty of perjury of the laws of the State of Texas that:
- (1) I am duly authorized to execute this contract on my own behalf or on behalf of the company, corporation, firm, partnership or individual (Company) listed below;
 - (2) In connection with this bid, neither I nor any representative of the Company has violated any provision of the Texas Free Enterprise and Antitrust Act, Tex. Bus. & Comm. Code Chapter 15;
 - (3) In connection with this bid, neither I nor any representative of the Company has violated any federal antitrust law;
 - (4) Neither I nor any representative of the Company has directly or indirectly communicated any of the contents of this bid to a competitor of the Company or any other company, corporation, firm, partnership or individual engaged in the same line of business as the Company.

Instructions for Certification:

(No Response Required)

1. By agreeing to the Attribute question #56, the vendor and prospective lower tier participant is providing the certification set out herein in accordance with these instructions.
2. The certification in this clause is a material representation of fact upon which reliance was placed when this transaction was entered into. If it is later determined that the prospective lower tier participant knowingly rendered an erroneous certification in addition to other remedies available to the federal government, the department or agency with which this transaction originated may pursue available remedies, including suspension and / or debarment.
3. The prospective lower tier participant shall provide immediate written notice to the person to which this proposal is submitted if at any time the prospective lower tier participant learns that its certification was erroneous when submitted or has become erroneous by reason of changed circumstances.
4. The terms "covered transaction," "debarred," "suspended," "ineligible," "lower tier covered transaction," "participants," "person," "primary covered transaction," "principal," "proposal" and "voluntarily excluded," as used in this clause, have the meanings set out in the Definitions and Coverage sections of rules implementing Executive Order 12549. You may contact the person to which this proposal is submitted for assistance in obtaining a copy of those regulations.
5. The prospective lower tier participant agrees by submitting this form that, should the proposed covered transaction be entered into, it shall not knowingly enter into any lower tier covered transaction with a person who is debarred, suspended, declared ineligible or voluntarily excluded from participation in this covered transaction, unless authorized by the department or agency with which this transaction originated.
6. The prospective lower tier participant further agrees by submitting this form that it will include this clause titled "Certification Regarding Debarment, Suspension, Ineligibility and Voluntary Exclusion-Lower Tier Covered Transaction" without modification in all lower tier covered transactions and in all solicitations for lower tier covered transactions.
7. A participant in a covered transaction may rely upon a certification of a prospective participant in a lower tier covered transaction that it is not debarred, suspended, ineligible or voluntarily excluded from the covered transaction, unless it knows that the certification is erroneous. A participant may decide the method and frequency by which it determines the eligibility of its principals. Each participant may, but is not required to, check the Nonprocurement List.
8. Nothing contained in the foregoing shall be construed to require establishment of a system of records in order to render in good faith the certification required by this clause. The knowledge and information of a participant is not required to exceed that which is normally possessed by a prudent person in the ordinary course of business dealings.
9. Except for transactions authorized under paragraph 5 of these instructions, if a participant in a covered transaction knowingly enters into a lower tier covered transaction with a person who is suspended, debarred, ineligible or voluntarily excluded from participation in this transaction, in addition to other remedies available to the federal government, the department or agency with which this

transaction originated may pursue available remedies, including suspension and / or debarment.

56 Suspension or Debarment Certification

Debarment and Suspension (Executive Orders 12549 and 12689)—A contract award (see 2 CFR 180.220) must not be made to parties listed on the governmentwide exclusions in the System for Award Management (SAM), in accordance with the OMB guidelines at 2 CFR 180 that implement Executive Orders 12549 (3 CFR part 1986 Comp., p. 189) and 12689 (3 CFR part 1989 Comp., p. 235), "Debarment and Suspension." SAM Exclusions contains the names of parties debarred, suspended, or otherwise excluded by agencies, as well as parties declared ineligible under statutory or regulatory authority other than Executive Order 12549.

By submitting this offer and certifying this section, this bidder:
Certifies that no suspension or debarment is in place, which would preclude receiving a federally funded contract as described above.

57 Non-Discrimination Statement and Certification

In accordance with Federal civil rights law, all U.S. Departments, including the U.S. Department of Agriculture (USDA) civil rights regulations and policies, the USDA, its Agencies, offices, and employees, and institutions participating in or administering USDA programs are prohibited from discriminating based on race, color, national origin, religion, sex, gender identity (including gender expression), sexual orientation, disability, age, marital status, family/parental status, income derived from a public assistance program, political beliefs, or reprisal or retaliation for prior civil rights activity, in any program or activity conducted or funded by USDA (not all bases apply to all programs). Remedies and complaint filing deadlines vary by program or incident. Persons with disabilities who require alternative means of communication for program information (e.g., Braille, large print, audiotope, American Sign Language, etc.) should contact the responsible Agency or USDA's TARGET Center at (202) 720-2600 (voice and TTY) or contact USDA through the Federal Relay Service at (800) 877-8339. Additionally, program information may be made available in languages other than English. To file a program discrimination complaint, complete the USDA Program Discrimination Complaint Form, AD-3027, found online at How to File a Program Discrimination Complaint and at any USDA office or write a letter addressed to USDA and provide in the letter all of the information requested in the form. To request a copy of the complaint form, call (866) 632-9992. Submit your completed form or letter to USDA by: (1) mail: U.S. Department of Agriculture, Office of the Assistant Secretary for Civil Rights, 1400 Independence Avenue, SW, Washington, D.C. 20250-9410; (2) fax: (202) 690-7442; or (3) email: program.intake@usda.gov. (Title VI of the Education Amendments of 1972; Section 504 of the Rehabilitation Act of 1973; the Age Discrimination Act of 1975; Title 7 CFR Parts 15, 15a, and 15b; the Americans with Disabilities Act; and FNS Instruction 113-1, Civil Rights Compliance and Enforcement – Nutrition Programs and Activities) All U.S. Departments, including the USDA are equal opportunity provider, employer, and lender.

Not a negotiable term. Failure to agree will render your

proposal non-responsive and it will not be considered. I certify that in the performance of a contract with TIPS or its members, that our company will conform to the foregoing anti-discrimination statement and comply with the cited and all other applicable laws and regulations.

58 2 CFR PART 200 Contract Provisions Explanation

Required Federal contract provisions of Federal Regulations for Contracts for contracts with ESC Region 8 and TIPS Members:

(No Response Required)

The following provisions are required to be in place and agreed if the procurement is funded in any part with federal funds.

The ESC Region 8 and TIPS Members are the subgrantee or Subrecipient by definition. Most of the provisions are located in 2 CFR PART 200 - Appendix II to Part 200—Contract Provisions for Non-Federal Entity Contracts Under Federal Awards at 2 CFR PART 200. Others are included within 2 CFR part 200 et al.

In addition to other provisions required by the Federal agency or non-Federal entity, all contracts made by the non-Federal entity under the Federal award must contain provisions covering the following, as applicable.

59 2 CFR PART 200 Contracts

Contracts for more than the simplified acquisition threshold currently set at \$150,000, which is the inflation adjusted amount determined by the Civilian Agency Acquisition Council and the Defense Acquisition Regulations Council (Councils) as authorized by 41 U.S.C. 1908, must address administrative, contractual, or legal remedies in instances where contractors violate or breach contract terms, and provide for such sanctions and penalties as appropriate. Notice: Pursuant to the above, when federal funds are expended by ESC Region 8 and TIPS Members, ESC Region 8 and TIPS Members reserves all rights and privileges under the applicable laws and regulations with respect to this procurement in the event of breach of contract by either party.
Does vendor agree?

Yes

60 2 CFR PART 200 Termination

Termination for cause and for convenience by the grantee or subgrantee including the manner by which it will be effected and the basis for settlement. (All contracts in excess of \$10,000)
Pursuant to the above, when federal funds are expended by ESC Region 8 and TIPS Members, ESC Region 8 and TIPS Members reserves the right to terminate any agreement in excess of \$10,000 resulting from this procurement process for cause after giving the vendor an appropriate opportunity and up to 30 days, to cure the causal breach of terms and conditions. ESC Region 8 and TIPS Members reserves the right to terminate any agreement in excess of \$10,000 resulting from this procurement process for convenience with 30 days notice in writing to the awarded vendor. The vendor would be compensated for work performed and goods procured as of the termination date if for convenience of the ESC Region 8 and TIPS Members. Any award under this procurement process is not exclusive and the ESC Region 8 and TIPS reserves the right to purchase goods and services from other vendors when it is in the best interest of the ESC Region 8 and TIPS.
Does vendor agree?

Yes

61	2 CFR PART 200 Clean Air Act	<p>Clean Air Act (42 U.S.C. 7401-7671q.) and the Federal Water Pollution Control Act (33 U.S.C. 1251-1387), as amended—Contracts and subgrants of amounts in excess of \$150,000 must contain a provision that requires the non-Federal award to agree to comply with all applicable standards, orders or regulations issued pursuant to the Clean Air Act (42 U.S.C. 7401-7671q) and the Federal Water Pollution Control Act as amended (33 U.S.C. 1251-1387). Violations must be reported to the Federal awarding agency and the Regional Office of the Environmental Protection Agency (EPA).</p> <p>Pursuant to the Clean Air Act, et al above, when federal funds are expended by ESC Region 8 and TIPS Members, ESC Region 8 and TIPS Members requires that the proposer certify that during the term of an award by the ESC Region 8 and TIPS Members resulting from this procurement process the vendor agrees to comply with all of the above regulations, including all of the terms listed and referenced therein.</p> <p>Does vendor agree?</p>	Yes
62	2 CFR PART 200 Byrd Anti-Lobbying Amendment	<p>Byrd Anti-Lobbying Amendment (31 U.S.C. 1352)—Contractors that apply or bid for an award exceeding \$100,000 must file the required certification. Each tier certifies to the tier above that it will not and has not used Federal appropriated funds to pay any person or organization for influencing or attempting to influence an officer or employee of any agency, a member of Congress, officer or employee of Congress, or an employee of a member of Congress in connection with obtaining any Federal contract, grant or any other award covered by 31 U.S.C. 1352. Each tier must also disclose any lobbying with non-Federal funds that takes place in connection with obtaining any Federal award. Such disclosures are forwarded from tier to tier up to the non-Federal award.</p> <p>Pursuant to the above, when federal funds are expended by ESC Region 8 and TIPS Members, ESC Region 8 and TIPS Members requires the proposer certify that during the term and during the life of any contract with ESC Region 8 and TIPS Members resulting from this procurement process the vendor certifies to the terms included or referenced herein.</p> <p>Does vendor agree?</p>	Yes
63	2 CFR PART 200 Federal Rule	<p>Compliance with all applicable standards, orders, or requirements issued under section 306 of the Clean Air Act (42 U.S.C. 1857(h)), section 508 of the Clean Water Act (33 U.S.C. 1368), Executive Order 11738, and Environmental Protection Agency regulations (40 CFR part 15). (Contracts, subcontracts, and subgrants of amounts in excess of \$100,000)</p> <p>Pursuant to the above, when federal funds are expended by ESC Region 8 and TIPS Members, ESC Region 8 and TIPS Members requires the proposer certify that in performance of the contracts, subcontracts, and subgrants of amounts in excess of \$100,000, the vendor will be in compliance with all applicable standards, orders, or requirements issued under section 306 of the Clean Air Act (42 U.S.C. 1857(h)), section 508 of the Clean Water Act (33 U.S.C. 1368), Executive Order 11738, and Environmental Protection Agency regulations (40 CFR part 15).</p> <p>Does vendor certify that it is in compliance with the Clean Air Act?</p>	Yes

64	2 CFR PART 200 Procurement of Recovered Materials	<p>A non-Federal entity that is a state agency or agency of a political subdivision of a state and its contractors must comply with section 6002 of the Solid Waste Disposal Act, as amended by the Resource Conservation and Recovery Act. The requirements of Section 6002 include procuring only items designated in guidelines of the Environmental Protection Agency (EPA) at 40 CFR part 247 that contain the highest percentage of recovered materials practicable, consistent with maintaining a satisfactory level of competition, where the purchase price of the item exceeds \$10,000 or the value of the quantity acquired during the preceding fiscal year exceeded \$10,000; procuring solid waste management services in a manner that maximizes energy and resource recovery; and establishing an affirmative procurement program for procurement of recovered materials identified in the EPA guidelines.</p> <p>Does vendor certify that it is in compliance with the Solid Waste Disposal Act as described above?</p>	Yes
65	Indemnification	<p>The ESC Region 8 and TIPS is a Texas Political Subdivision and a local governmental entity; therefore, is prohibited from indemnifying third parties pursuant to the Texas Constitution (Article 3, Section 52) except as specifically provided by law or as ordered by a court of competent jurisdiction. A provision in a contract to indemnify or hold a party harmless is a promise to pay for any expenses the indemnified party incurs, if a specified event occurs, such as breaching the terms of the contract or negligently performing duties under the contract. Article III, Section 49 of the Texas Constitution states that "no debt shall be created by or on behalf of the State ... " The Attorney General has counseled that a contractually imposed obligation of indemnity creates a "debt" in the constitutional sense. Tex. Att'y Gen. Op. No. MW-475 (1982). Contract clauses which require the System or institutions to indemnify must be deleted or qualified with "to the extent permitted by the Constitution and Laws of the State of Texas." Liquidated damages, attorney's fees, waiver of vendor's liability, and waiver of statutes of limitations clauses should also be deleted or qualified with "to the extent permitted by the Constitution and laws of State of Texas."</p> <p>Not a negotiable term. Failure to agree will render your proposal non-responsive and it will not be considered. Do you agree to these terms?</p>	Yes

66 Remedies The parties shall be entitled to exercise any right or remedy available to it either at law or in equity, subject to the choice of law, venue and service of process clauses limitations agreed herein. Nothing in this agreement shall commit the TIPS to an arbitration resolution of any disagreement under any circumstances. Any Claim arising out of or related to the Contract, except for those specifically waived under the terms of the Contract, may, after denial of the Board of Directors, be subject to mediation at the request of either party. Any issues not resolved hereunder must be referred to non-binding mediation to be conducted by a mutually agreed upon mediator as a prerequisite to the filing of any lawsuit over such issue(s). The parties shall share the mediator's fee and any associated filing fee equally. Mediation shall be held in Camp or Titus County, Texas. Agreements reached in mediation shall be reduced to writing, and will be subject to the approval by the District's Board of Directors, signed by the Parties if approved by the Board of Directors, and, if signed, shall thereafter be enforceable as provided by the laws of the State of Texas. Do you agree to these terms? Yes, I Agree

67 Remedies Explanation of No Answer

68 Choice of Law This agreement and any addenda or other additions and all contracts or awards resulting from this procurement process, however described, shall be governed by, construed and enforced in accordance with the laws of the State of Texas, regardless of any conflict of laws principles. Not a negotiable term. Failure to agree will render your proposal non-responsive and it will not be considered. Do you agree to these terms? Yes

69 Jurisdiction and Service of Process Any Proceeding arising out of or relating to this procurement process or any contract issued by TIPS resulting from or any contemplated transaction shall be brought in a court of competent jurisdiction in Camp County, Texas and each of the parties irrevocably submits to the exclusive jurisdiction of said court in any such proceeding, waives any objection it may now or hereafter have to venue or to convenience of forum, agrees that all claims in respect of the Proceeding shall be heard and determined only in any such court, and agrees not to bring any proceeding arising out of or relating to this procurement process or any contract resulting from or any contemplated transaction in any other court. The parties agree that either or both of them may file a copy of this paragraph with any court as written evidence of the knowing, voluntary and freely bargained for agreement between the parties irrevocably to waive any objections to venue or to convenience of forum. Process in any Proceeding referred to in the first sentence of this Section may be served on any party anywhere in the world. Venue clauses in contracts with TIPS members may be determined by the parties. Yes

Not a negotiable term. Failure to agree will render your proposal non-responsive and it will not be considered. Do you agree to these terms?

- 70 Alternative Dispute Resolution Yes, I Agree
Prior to filing of litigation, the parties may select non-binding mediation as a method of conflict resolution for issues arising out of or relating to this procurement process or any contract resulting from or any contemplated transaction. The parties agree that if nonbinding mediation is chosen as a resolution process, the parties must agree to the chosen mediator(s) and that all mediation venue shall be at a location in Camp or Titus, County, Texas agreed by the parties. The parties agree to share equally the cost of the mediation process and venue cost.
Do you agree to these terms?
- 71 Alternative Dispute Resolution Explanation of No Answer
- 72 Infringement(s) Yes, I Agree
The successful vendor will be expected to indemnify and hold harmless the TIPS and its employees, officers, agents, representatives, contractors, assignees and designees from any and all third party claims and judgments involving infringement of patent, copyright, trade secrets, trade or service marks, and any other intellectual or intangible property rights attributed to or claims based on the Vendor's proposal or Vendor's performance of contracts awarded and approved.
Do you agree to these terms?
- 73 Infringement(s) Explanation of No Answer
- 74 Acts or Omissions Yes, I Agree
The successful vendor will be expected to indemnify and hold harmless the TIPS, its officers, employees, agents, representatives, contractors, assignees and designees from and against any and all liability, actions, claims, demands or suits, and all related costs, attorney's fees and expenses arising out of, or resulting from any acts or omissions of the vendor or its agents, employees, subcontractors, or suppliers in the execution or performance of any agreements ultimately made by TIPS and the vendor.
Do you agree to these terms?
- 75 Acts or Omissions Explanation of No Answer
- 76 Contract Governance Yes
Any contract made or entered into by the TIPS is subject to and is to be governed by Section 271.151 et seq, Tex Loc Gov't Code. Otherwise, TIPS does not waive its governmental immunities from suit or liability except to the extent expressly waived by other applicable laws in clear and unambiguous language.

77 Payment Terms and Funding Out Clause

Payment Terms:
TIPS or TIPS members shall not be liable for interest or late payment fees on past due balances at a rate higher than permitted by the laws or regulations of the jurisdiction of the TIPS Member.

Yes

Funding Out Clause:
Vendor agrees to abide by the laws and regulations, including Texas Local Government Code § 271.903, or any statutory or regulatory limitations of the jurisdiction of any TIPS Member which governs contracts entered into by the Vendor and TIPS or a TIPS Member that requires all contracts approved by TIPS or a TIPS Member are subject to the budgeting and appropriation of currently available funds by the entity or its governing body.
See statute(s) for specifics or consult your legal counsel. Not a negotiable term. Failure to agree will render your proposal non-responsive and it will not be considered.
Do you agree to these terms?

78 Insurance and Fingerprint Requirements Information

Insurance
If applicable and your staff will be on TIPS member premises for delivery, training or installation etc. and/or with an automobile, you must carry automobile insurance as required by law. You may be asked to provide proof of insurance.

Fingerprint
It is possible that a vendor may be subject to Chapter 22 of the Texas Education Code. The Texas Education Code, Chapter 22, Section 22.0834. Statutory language may be found at: <http://www.statutes.legis.state.tx.us/>
If the vendor has staff that meet both of these criterion:
(1) will have continuing duties related to the contracted services; and
(2) has or will have direct contact with students
Then you have "covered" employees for purposes of completing the attached form.
TIPS recommends all vendors consult their legal counsel for guidance in compliance with this law. If you have questions on how to comply, see below. If you have questions on compliance with this code section, contact the Texas Department of Public Safety Non-Criminal Justice Unit, Access and Dissemination Bureau, FAST-FACT at NCJU@txdps.state.tx.us and you should send an email identifying you as a contractor to a Texas Independent School District or ESC Region 8 and TIPS. Texas DPS phone number is (512) 424-2474.
See form in the next attribute to complete entitled: Texas Education Code Chapter 22 Contractor Certification for Contractor Employees

(No Response Required)

79 Texas Education Code Chapter 22 Contractor Certification for Contractor Employees

Introduction: Texas Education Code Chapter 22 requires entities that contract with school districts to provide services to obtain criminal history record information regarding covered employees. Contractors must certify to the district that they have complied. Covered employees with disqualifying criminal histories are prohibited from serving at a school district.

Definitions: Covered employees: Employees of a contractor or subcontractor who have or will have continuing duties related to the service to be performed at the District and have or will have direct contact with students. The District will be the final arbiter of what constitutes direct contact with students. Disqualifying criminal history: Any conviction or other criminal history information designated by the District, or one of the following offenses, if at the time of the offense, the victim was under 18 or enrolled in a public school:

(a) a felony offense under Title 5, Texas Penal Code; (b) an offense for which a defendant is required to register as a sex offender under Chapter 62, Texas Code of Criminal Procedure; or (c) an equivalent offense under federal law or the laws of another state.

I certify that:

NONE (Section A) of the employees of Contractor and any subcontractors are covered employees, as defined above. If this box is checked, I further certify that Contractor has taken precautions or imposed conditions to ensure that the employees of Contractor and any subcontractor will not become covered employees. Contractor will maintain these precautions or conditions throughout the time the contracted services are provided.

OR

SOME (Section B) or all of the employees of Contractor and any subcontractor are covered employees. If this box is checked, I further certify that:

(1) Contractor has obtained all required criminal history record information regarding its covered employees. None of the covered employees has a disqualifying criminal history.

(2) If Contractor receives information that a covered employee subsequently has a reported criminal history, Contractor will immediately remove the covered employee from contract duties and notify the District in writing within 3 business days.

(3) Upon request, Contractor will provide the District with the name and any other requested information of covered employees so that the District may obtain criminal history record information on the covered employees.

(4) If the District objects to the assignment of a covered employee on the basis of the covered employee's criminal history record information, Contractor agrees to discontinue using that covered employee to provide services at the District.

Noncompliance or misrepresentation regarding this certification may be grounds for contract termination.

80 Solicitation Deviation/Compliance

Does the vendor agree with the General Conditions Standard Terms and Conditions or Item Specifications listed in this proposal invitation? Yes

- 81 Solicitation Exceptions/Deviations Explanation If the bidder intends to deviate from the General Conditions Standard Terms and Conditions or Item Specifications listed in this proposal invitation, all such deviations must be listed on this attribute, with complete and detailed conditions and information included or attached.
TIPS will consider any deviations in its proposal award decisions, and TIPS reserves the right to accept or reject any bid based upon any deviations indicated below or in any attachments or inclusions.
In the absence of any deviation entry on this attribute, the proposer assures TIPS of their full compliance with the Standard Terms and Conditions, Item Specifications, and all other information contained in this Solicitation.
- 82 Agreement Deviation/Compliance Does the vendor agree with the language in the Vendor Agreement? Yes
- 83 Agreement Exceptions/Deviations Explanation If the proposing Vendor desires to deviate from the Vendor Agreement language, all such deviations must be listed on this attribute, with complete and detailed conditions and information included. TIPS will consider any deviations in its proposal award decisions, and TIPS reserves the right to accept or reject any proposal based upon any deviations indicated below. In the absence of any deviation entry on this attribute, the proposer assures TIPS of their full compliance with the Vendor Agreement.

Line Items

Response Total: \$0.00

REFERENCES

Please provide three (3) references, preferably from school districts or other governmental entities who have used your services within the last three years. Additional references may be required. DO NOT INCLUDE TIPS EMPLOYEES AS A REFERENCE.

You may provide more than three (3) references.

Entity Name	Contact Person	Email	Phone
Brackett-Krennerich Architects	Jeff Herren, AIA	jeffh@bkarchts.com	870-932-0571
WER Architects/Planners	Eldon Bock, AIA	ebock@werarch.com	(501) 374-5300
mahg architecture	Travis R. Bartlett, AIA	tbartlett@magharch.com	(479) 782-1051

Certification Regarding Lobbying

Applicable to Grants, Subgrants, Cooperative Agreements, and Contracts Exceeding \$100,000 in Federal Funds.

Submission of this certification is a prerequisite for making or entering into this transaction and is imposed by section 1352, Title 31, U.S. Code. This certification is a material representation of fact upon which reliance was placed when this transaction was made or entered into. Any person who fails to file the required certification shall be subject to a civil penalty of not less than \$10,000 and not more than \$100,000 for each such failure.

The undersigned certifies, to the best of his or her knowledge and belief, that:

(1) No Federal appropriated funds have been paid or will be paid by or on behalf of the undersigned, to any person for influencing or attempting to influence an officer or employee of any agency, a Member of Congress, an officer or employee of congress, or an employee of a Member of Congress in connection with the awarding of a Federal contract, the making of a Federal grant, the making of a Federal loan, the entering into a cooperative agreement, and the extension, continuation, renewal, amendment, or modification of a Federal contract, grant, loan, or cooperative agreement.

(2) If any funds other than Federal appropriated funds have been paid or will be paid to any person for influencing or attempting to influence an officer or employee of any agency, a Member of Congress, an officer or employee of congress, or an employee of a Member of Congress in connection with this Federal grant or cooperative agreement, the undersigned shall complete and submit Standard Form-LLL, "disclosure Form to Report Lobbying," in accordance with its instructions.

(3) The undersigned shall require that the language of this certification be included in the award documents for all covered subawards exceeding \$100,000 in Federal funds at all appropriate tiers and that all subrecipients shall certify and disclose accordingly.

Missco Contract Sales, LLC

Name/Address of Organization

James G. Scholtens/Vice President

Name/Title of Submitting Official

James G. Scholtens
Signature

9/14/2017

Date

FELONY CONVICTION NOTICE

FOR RESPONSE TO TIPS SOLICITATION

Statutory citation covering notification of criminal history of contractor is found in the Texas Education Code #44.034. Following is an example of a felony conviction notice:

State of Texas Legislative Senate Bill No. 1, Section 44.034, Notification of Criminal History, Subsection (a), states "a person or business entity that enters into a contract with a school district must give advance notice to the district if the person or an owner or operator of the business entity has been convicted of a felony. The notice must include a general description of the conduct resulting in the conviction of a felony." Subsection (b) states "a school district may terminate a contract with a person or business entity if the district determines that the person or business entity failed to give notice as required by Subsection (a) or misrepresented the conduct resulting in the conviction. The district must compensate the person or business entity for services performed before the termination of the contract."

THIS NOTICE IS NOT REQUIRED OF A PUBLICLY-HELD CORPORATION

Complete only one of the three below: A or B or C.

I, the undersigned agent for the firm named below, certify that the information concerning notification of felony convictions has been reviewed by me and the following information furnished is true to the best of my knowledge.

Official: Missco Contract Sales, LLC--James G. Scholtens
Print Authorized Company Official's Name

A. My firm is a publicly held corporation; therefore, this reporting requirement is not applicable.

Signature of Authorized Company Official: _____

OR

B. My firm is not owned nor operated by anyone who has been convicted of a felony:

Signature of Authorized Company Official: James G. Scholtens

OR

C. My firm is owned or operated by the following individual(s) who has/have been convicted of a felony:

Name of Felon(s): _____

Details of Conviction(s): _____

You may attach another sheet

Signature of Authorized Company Official: _____

CERTIFICATION BY CORPORATE OFFERER

IF OFFERER IS A CORPORATION,

THE FOLLOWING CERTIFICATE SHOULD BE EXECUTED AND INCLUDED AS PART OF PROPOSAL FORM/PROPOSAL FORM.

OFFERER: Missco Contract Sales, LLC
(Name of Corporation)

I, Randolph D. Peets, III certify that I am the Secretary of the Corporation
(Name of Corporate Secretary)

named as OFFERER herein above; that

James G. Scholtens
(Name of person who completed proposal document)

who signed the foregoing proposal on behalf of the corporation offerer is the authorized person that is acting as

Vice President
(Title/Position of person signing proposal/offer document within the corporation)

of the said Corporation; that said proposal/offer was duly signed for and in behalf of said corporation by authority of its governing body, and is within the scope of its corporate powers.

CORPORATE SEAL if available

Randolph D. Peets, III
SIGNATURE

9/14/2017
DATE

Federal Requirements for Procurement and Contracting with small and minority businesses, women's business enterprises, and labor surplus area firms.

The Education Service Center Region 8 and TIPS Members anticipate possibly using federal funds for procurement under this potential award and is required to obtain the following compliance assurance.

1. Will you be subcontracting any of your work under this award if you are successful? (Circle one)

YES or NO

2. If yes, do you agree to comply with the following federal requirements? (Circle one)

YES or NO

2 CFR §200.321 Contracting with small and minority businesses, women's business enterprises, and labor surplus area firms.

(a) The non-Federal entity must take all necessary affirmative steps to assure that minority businesses, women's business enterprises, and labor surplus area firms are used when possible.

(b) Affirmative steps must include:

- (1) Placing qualified small and minority businesses and women's business enterprises on solicitation lists;
- (2) Assuring that small and minority businesses, and women's business enterprises are solicited whenever they are potential sources;
- (3) Dividing total requirements, when economically feasible, into smaller tasks or quantities to permit maximum participation by small and minority businesses, and women's business enterprises;
- (4) Establishing delivery schedules, where the requirement permits, which encourage participation by small and minority businesses, and women's business enterprises;
- (5) Using the services and assistance, as appropriate, of such organizations as the Small Business Administration and the Minority Business Development Agency of the Department of Commerce ; and
- (6) Requiring the prime contractor, if subcontracts are to be let, to take the affirmative steps listed in paragraphs (1) through (5) of this section.

Company Name Missco Contract Sales, LLC

Print name of authorized representative James G. Scholtens, Vice Pres.

Signature of authorized representative 

Date 9/14/2017

Texas Government Code 2270 Verification Form

Texas 2017 House Bill 89 has been signed into law by the governor and as of September 1, 2017 will become law codified as Texas Government Code § 2270 and 808 et seq.

The relevant section addressed by this form reads as follows:

Texas Government Code Sec. 2270.002. PROVISION REQUIRED IN CONTRACT. A governmental entity may not enter into a contract with a company for goods or services unless the contract contains a written verification from the company that it: (1) does not boycott Israel; and (2) will not boycott Israel during the term of the contract.


I, James G. Scholtens as an authorized representative of
Mlssco Contract Sales, LLC, a contractor/vendor
Insert Name of Company

engaged by

ESC Region 8/The Interlocal Purchasing System (TIPS)
4845 Highway 271 North
Pittsburg, TX, 75686

verify by this writing that the above-named company affirms that it (1) does not boycott Israel; and (2) will not boycott Israel during the term of this contract, or any contract with the above-named Texas governmental entity in the future. I further affirm that if our company's position on this issue is reversed and this affirmation is no longer valid, that the above-named Texas governmental entity will be notified in writing within one (1) business day and we understand that our company's failure to affirm and comply with the requirements of Texas Government Code 2270 et seq. shall be grounds for immediate contract termination without penalty to the above-named Texas governmental entity.

I swear and affirm that the above is true and correct.


Signature of Named Authorized Company Representative

9/14/2017
Date

FAILURE TO PROPERLY COMPLETE THIS FORM AND SUBMIT WITH YOUR RESPONSE MAY RESULT IN A WAIVER OF YOUR RIGHTS UNDER THE LAW TO MAINTAIN CONFIDENTIALITY TREATMENT OF SUBMITTED MATERIALS.

CONFIDENTIAL INFORMATION SUBMITTED IN RESPONSE TO COMPETITIVE PROCUREMENT REQUESTS OF EDUCATION SERVICE CENTER REGION 8 AND TIPS IS GOVERNED BY TEXAS GOVERNMENT CODE, CHAPTER 552

If you consider any portion of your proposal to be confidential information and not subject to public disclosure pursuant to Chapter 552 Tex Gov't Code or other law(s), you **must make a copy of all claimed confidential materials within your proposal and put this COMPLETED form as a cover sheet to said materials then scan, name "CONFIDENTIAL" and upload with your proposal submission.** (You must include the confidential information in the submitted proposal as well, the copy uploaded is to indicate which material in your proposal, if any, you deem confidential in the event the District receives a Public Information Request.) Education Service Center Region 8 and TIPS will follow procedures of controlling statute(s) regarding any claim of confidentiality and shall not be liable for any release of information required by law. Pricing of solicited product or service may be deemed as public information under Chapter 552 Tex Gov't Code. The Office of Texas Attorney General shall make the final determination whether the information held by Education Service Center Region 8 and TIPS is confidential and exempt from public disclosure.

I DO NOT desire to expressly waive any claim of confidentiality as to any and all information contained within our response to the competitive procurement process (e.g. RFP, CSP, Bid, RFQ, etc.) by completing the following and submitting this sheet with our response to Education Service Center Region 8 and TIPS. The attached contains material from our proposal that I classify and deem confidential under Texas Gov't Code Sec. 552 or other law(s) and I invoke my statutory rights to confidential treatment of the enclosed materials:

Name of company claiming confidential status of material

Printed Name, Title, and Signature of authorized company officer claiming confidential status of material

Address City State ZIP Phone

ATTACHED ARE COPIES OF _____ PAGES OF CONFIDENTIAL MATERIAL FROM OUR PROPOSAL

Express Waiver: I desire to expressly waive any claim of confidentiality as to any and all information contained within our response to the competitive procurement process (e.g. RFP, CSP, Bid, RFQ, etc.) by completing the following and submitting this sheet with our response to Education Service Center Region 8 and TIPS.

Missco Contract Sales, LLC

Name of company expressly waiving confidential status of material

James G. Scholtens, Vice President

Printed Name, Title, and Signature of authorized company officer expressly waiving confidential status of material

P O Box 321400 Flowood MS 39232-1400 601-368-2514

Address City State ZIP Phone



STATEMENT OF GUARANTEE

SCIENCE LABORATORY CASEWORK AND EQUIPMENT

We hereby guarantee products and equipment of our manufacture against defective materials and workmanship from expected performance for a period of one (1) year from date of acceptance. During this time, Sheldon Laboratory Systems will repair or replace any inspected item that has been determined to exhibit defects in material or workmanship. This warranty includes the cost of material but doesn't include labor, freight or other expenses related to repair.

This warranty does not cover freight damage, damage from misuse, abuse or faulty installation.

No other warranty is expressed or implied.

A handwritten signature in black ink that reads 'Eddie Adkins'. The signature is written in a cursive style and is positioned above a horizontal line.

Eddie Adkins
President

Casework



Casework

Sheldon's durable, laboratory-grade casework is the best choice for elementary, middle and high-school science labs, as well as college-level labs and research facilities.

Sheldon begins the construction process with higher grades of interior and exterior wood than that used by most competitors. While other companies manufacture casework using dowels and glue, Sheldon relies on an exclusive thru-bolt construction technique. Thru bolts in four corners run through the top and bottom frames to "lock" the cabinet ends in place. Unlike flimsy dowels that can break or loosen under stress, thru-bolt construction is able to withstand years of wear and tear.

Sheldon casework also features solid-lumber top and bottom framing – another detail most manufacturers skip. The result is a stronger, sturdier cabinet that's built to last.

Sheldon casework is available in two series, both offering a variety of door and drawer fronts and featuring the superior construction that's a Sheldon hallmark.



"Sheldon has listened to teachers explain how other casework can be vandalized and broken. Their designs and construction help to eliminate common problems that our teachers are faced with today."

James W. Collins
Science Program
Coordinator
Charles A. Dana Center
The University of Texas
at Austin

Sheldon Casework Models

Series 100

Premium-grade cabinetry
Rugged thru-bolt construction
Red-oak exteriors
Birch-wood interiors
Premium cabinet fronts
Powder-coat epoxy hardware

Series 100 may be specified with these cabinet fronts:

Square-edge oak, 3mm oak-edge band, lumber core, partial overlay and mortised hinge
Radius-edge oak, oak-edge band, particleboard-core doors, solid-oak drawers, partial overlay and mortised hinge
Also available in maple
Vertical, matched-grain fronts are available

Series 200

Economical, standard-grade cabinetry
Rugged thru-bolt construction
Red-oak exteriors
Hardwood interiors
Oak or plastic laminate fronts
Powder-coat epoxy hardware

Series 200 may be specified with these cabinet fronts:

Square-edge oak, 3mm oak-edge band, particleboard-core and partial overlay
Plastic laminate, 3mm black, PVC-edge band, particleboard core and partial overlay
Plastic laminate, 3mm oak-edge band, particleboard core and partial overlay
Also available in maple
Vertical, matched-grain fronts are available

For detailed information about Casework and other Sheldon products, call (601) 892-2731 or visit sheldonlabs.com.



P.O. BOX 836 102 KIRK STREET
CRYSTAL SPRINGS, MS 39059
TEL 601 892 2731 FAX 601 892 4364

www.sheldonlabs.com

© 2005, Sheldon Laboratory Systems

SERIES 100



FEATURES

- PREMIUM GRADE CABINETRY
- STEEL THRU-BOLT CONSTRUCTION
- RED OAK EXTERIORS
- BIRCH INTERIORS
- HARDWOOD CORE PLYWOOD
- MORTISED HINGES FOR SNUG FIT
- SOLID HARDWOOD DRAWERS
- PREMIUM CABINET FRONTS
- POWDER COAT EPOXY HARDWARE

SERIES 200



FEATURES

- STANDARD GRADE CABINETRY
- RED OAK EXTERIORS
- HARDWOOD INTERIORS
- OAK OR PLASTIC LAMINATE CABINET FRONTS
- POWDER COAT EPOXY HARDWARE

SERIES 400



FEATURES

- PLASTIC LAMINATE EXTERIORS
- 45-LB. DENSITY PARTICLE BOARD
- THERMAL FUSED MELAMINE INTERIORS
- DOWELED CONSTRUCTION
- PVC EDGE BAND
- POWDER COAT EPOXY HARDWARE
- OPTIONAL FEATURES AVAILABLE

SERIES 100 CABINET FRONTS



SQUARE EDGE OAK,
3MM OAK EDGE BAND, LUMBER CORE,
PARTIAL OVERLAY, MORTISED HINGE



RADIUS EDGE OAK, OAK EDGE BAND,
PARTICLE BOARD CORE DOORS,
SOLID OAK DRAWER,
PARTIAL OVERLAY, MORTISED HINGE

SERIES 200 CABINET FRONTS



SQUARE EDGE OAK,
3MM OAK EDGE BAND,
PARTICLE BOARD CORE,
PARTIAL OVERLAY



PLASTIC LAMINATE,
3MM BLACK PVC EDGE BAND,
PARTICLE BOARD CORE,
PARTIAL OVERLAY



PLASTIC LAMINATE;
3MM OAK EDGE BAND,
PARTICLE BOARD CORE,
PARTIAL OVERLAY

SERIES 400 CABINET FRONTS




PLASTIC LAMINATE,
3MM BLACK PVC EDGE BAND,
PARTICLE BOARD CORE,
PARTIAL OVERLAY



PLASTIC LAMINATE,
3MM TWILIGHT PVC EDGE BAND,
PARTICLE BOARD CORE,
PARTIAL OVERLAY

SERIES 100 CABINETS AVAILABLE WITH ALL ABOVE FRONT STYLES AND TRADITIONAL LIPPED FRONTS.

HARDWARE



- A. DRAWER SLIDE — 100-LB. RATED
- B. 3-POINT TALL CASE LATCHING HANDLE (SERIES 100)
- C. 3-POINT TALL CASE LATCHING HANDLE WITH LOCK (SERIES 100)
- D. 5 TUMBLER NATIONAL LOCK
- E. SWINGING DOOR MAGNETIC CATCH
- F. TALL CASE MAGNETIC SWINGING DOOR CATCH
- G. LEFT-HAND TALL CASE DOOR SLAM LATCH PROVIDED WITH LOCK UNIT (SERIES 200)
- H. BLACK POWDER COAT EPOXY HINGE
- I. TWILIGHT POWDER COAT EPOXY HINGE
- J. CHROME-COLORED POWDER COAT EPOXY HINGE
- K. CHROME-COLORED POWDER COAT EPOXY HINGE (LIPPED DOORS)
- L. BLACK POWDER COAT EPOXY WIRE-TYPE PULL
- M. TWILIGHT POWDER COAT EPOXY WIRE-TYPE PULL
- N. CHROME-COLORED POWDER COAT EPOXY WIRE-TYPE PULL

SEE SHELDON CATALOG FOR ADDITIONAL CABINET OPTIONS.

WOOD FINISHES



SEE SHELDON COLOR CHART FOR PLASTIC LAMINATE FINISHES.



Axis 3 Table



Axis 3 Table

Sheldon's groundbreaking Axis 3® design combines separate lab and lecture areas into a single, dynamic learning center, making maximum use of space and streamlining the laboratory/classroom experience.



The patented Axis 3 was the first lab station designed to accommodate the latest in computer technology. The table is available in a variety of models that allow for the integration of standard desktop computers, flat-screen monitors or individual laptops.

The tabletop's unique shape allows four students to work in pairs facing the instructor or individually around the perimeter of the table, with access to the sink and services. The tabletop quickly and smoothly adjusts from a sitting to a standing height. Contoured edges eliminate the sharp corners found on traditional lab tables, allowing students and teachers easy movement around the table.

When it comes to design versatility and function in the classroom, the Axis 3 Table has no equal.

"The Axis tables stand up well to the abuse that our students put them through. They still look as new as the day they were installed."

*Eric Magette
Biology Teacher
Salina South
High School
Salina, KS*

Features

Ideal for all scientific applications, including chemistry, biology, physics and general science

Table height adjusts from a sitting height of 30" to a standing height of 36"

Adjustment is motorized or manual depending on model

Available in six models featuring motorized or manual-height adjustment and varying tabletop sizes

Molded, raised-edge, chemically resistant top

Available with rotating, computer-monitor well and wireless keyboard

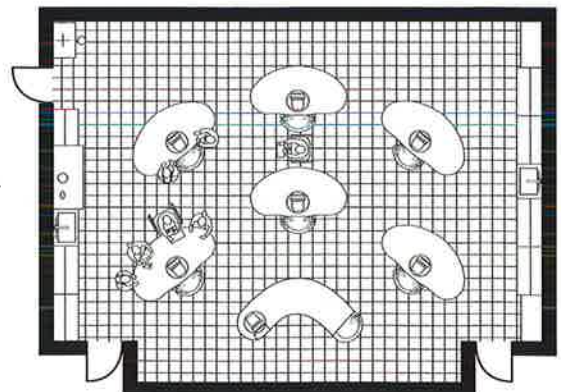
Sink assembly with two vandal-resistant Unicast cold water and gas fixtures

Available with or without sink

ADA wheelchair accessible at all points of use

Optional mobile storage cubicles designed specifically to work with the Axis Table are available and are sold separately.

For detailed information about the Axis Table and other Sheldon products, call (601) 892-2731 or visit sheldonlabs.com.




P.O. BOX 836 102 KIRK STREET
CRYSTAL SPRINGS, MS 39059
TEL 601 892 2731 FAX 601 892 4364

www.sheldonlabs.com



Focal Point Teacher's Demonstration Desk



Focal Point Teacher's Demonstration Desk

The patented Focal Point is the first teacher's desk to accommodate video presentation from the science teacher's area.



The Focal Point allows for the integration of a complete, multimedia teaching system with state-of-the-art, hidden wire management. A computer, VCR, LaserDisc player, Elmo and flex camera may all be routed through an LCD projector onto a screen for classroom viewing. The projector may be positioned on the desktop or, ideally, installed in the ceiling for large screen projection. Sheldon can provide all of the presentation tools needed in one package, complete with a single remote control that operates all of the equipment.

Combined with Sheldon's Axis 3® student lab station, the Focal Point transforms separate lab and lecture areas into a single, dynamic learning space. It's the most modern, most efficient educational science laboratory design available, and it's available only from Sheldon.

"Most demonstration desks found in current catalogs end up being items that take up space, are nonfunctional and are very costly. Not so with the Focal Point Demonstration Desk.

From the teacher's perspective, this design is without question the most functional of all demonstration desks."

James W. Collins
Science Program
Coordinator
Charles A. Dana Center
The University of Texas
at Austin

Features

The Focal Point's unique boomerang shape allows the teacher easy access to either end of the table, to all service fixtures and to his or her computer.

The molded, black, epoxy-resin top is ideal for multi-science applications.

Sink assembly with vandal-resistant Unimix® hot water, cold water and gas fixture

Three storage cabinets for multimedia storage

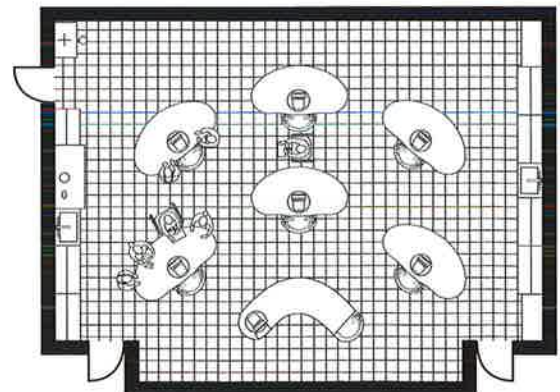
Two tambour door cabinets for printer storage

Available with or without rotating, computer-monitor well and wireless keyboard

Available with or without sink

ADA wheelchair accessible

For detailed information about the Focal Point Teacher's Demonstration Desk and other Sheldon products, call (601) 892-2731 or visit sheldonlabs.com.



P.O. BOX 836 102 KIRK STREET
CRYSTAL SPRINGS, MS 39059
TEL 601 892 2731 FAX 601 892 4364
www.sheldonlabs.com



TE II Lab Centers



TE II Lab Centers

Total Experience® II Lab Centers integrate the work counter, standing area and traffic lanes, using every inch of available floor space to maximum benefit.

Sheldon's unique TE II design eliminates the need for students to work back-to-back, creating a spacious, safe working environment.



The TE II allows each student ample front-counter space and elbowroom. Other workers and activities are always within the student's angle of vision, making lab work not only easier but safer. Each student can work with either neighbor across from his or her corner, and because students are not working back-to-back and obstructing aisles, traffic lanes are clear in every direction.

Available in a variety of surface finishes, the TE II is ideal for chemistry and physics labs and is well-suited for biology and general science applications.

"The TE II Lab Centers free teachers from the standard peninsular-style laboratory design. These centers assist with flow and safety for students and teachers."

James W. Collins
Science Program
Coordinator
Charles A. Dana Center
The University of Texas
at Austin

Features

The TE II is available in three surface materials:

The **epoxy-resin** surface is the most chemically resistant surface available and is ideally suited for chemistry applications.

The **electronically laminated, edgegrain-maple** surface provides an excellent work surface for physics applications.

The **phenolic-resin** surface is chemically resistant and an excellent choice for chemistry, physics, biology and multi-science applications.

The understructure on all models is fashioned of sturdy, molded fiberglass bolted to a 10-gauge steel support pedestal. Two removable panels provide easy access to plumbing.

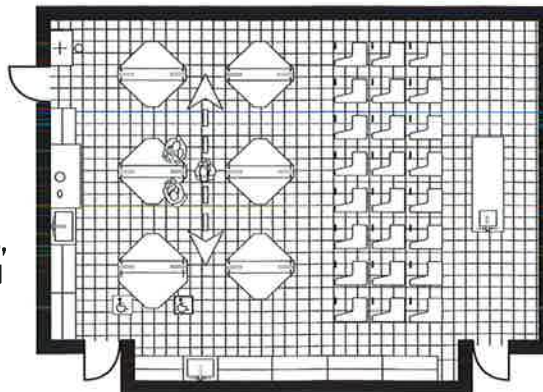
Centers are equipped with two duplex electrical receptacles and are designed to accommodate optional storage cubicles.

The TE II is available in 17 models featuring varying surface materials and tabletop sizes. Some models are equipped with round or trough sinks and Sheldon's vandal-resistant Unicast fixtures.


Seven TE II models are ADA Accessible.

Options for the TE II include corrosion-resistant trough covers, storage cubicles and annex assemblies that connect the TE II to countertop work surfaces.


For detailed information about the TE II and other Sheldon products, call (601) 892-2731 or visit sheldonlabs.com.



P.O. BOX 836 102 KIRK STREET
CRYSTAL SPRINGS, MS 39059
TEL 601 892 2731 FAX 601 892 4364
www.sheldonlabs.com



Trifacial Service Islands



Trifacial Service Islands

Sheldon's innovative Trifacial Service Island is the most functionally correct, laboratory service center available for earth and life sciences.

The center's unique shape provides an ample workspace, a large tub sink and sufficient counter space for three students. Used in conjunction with Sheldon's engaged wing tables, the Trifacial accommodates 12 students. Easy access to and from counters, sinks, water, gas and electricity allows each student more freedom of movement and reduces classroom disruption.

The Trifacial is not only efficient but economical. Only two centers are needed to handle 24 students, compared with the three centers required with conventionally designed service centers.

Only the Trifacial by Sheldon delivers the most effective use of space at a lower overall cost.



"The Sheldon lab systems are awesome. They are functional, durable, and allow us to maximize a fairly small laboratory space. I think the practicality, versatility, and functionality of the Sheldon products make them superior to anything else that we looked at when designing our new science labs."

*Eric Magette
Biology Teacher
Salina South High School
Salina, KS*

Features

Designed especially for earth and life sciences, with a large wash-up sink for easy clean up

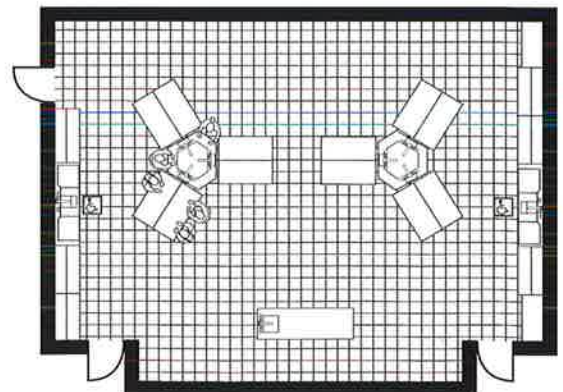
Available in molded fiberglass or with a chemically resistant, epoxy-resin top

Available in fixed and moveable models

The Trifacial is adjustable at the time of installation, allowing the island to be installed at the optimum height for planned working conditions.

Equipped with three vandal-resistant Unicast cold water and gas fixtures and three GFI duplex electrical receptacles

For detailed information about Trifacial Service Islands and other Sheldon products, call (601) 892-2731 or visit sheldonlabs.com.



P.O. BOX 836 102 KIRK STREET
CRYSTAL SPRINGS, MS 39059
TEL 601 892 2731 FAX 601 892 4364
www.sheldonlabs.com

Sheldon Laboratory Systems • Science



Sheldon

LABORATORY SYSTEMS

Sheldon Laboratory Systems
Post Office Box 836 - 102 Kirk Street
Crystal Springs, MS 39059
601.892.2731 - 1.800.531.7604
Fax 601.892.4364
www.sheldonlabs.com - sales@sheldonlabs.com



Science

- TABLE OF CONTENTS -

ABOUT SHELDON	Page 2
TYPICAL FLOOR PLANS	Pages 3-6
◇ Sales Planning	Pages 4-6
TECHNICAL PRODUCTS	Pages 7-72
◇ Teacher Demonstration	Pages 8-15
◇ Student Laboratory Tables	Pages 16-37
◇ Specialized Products	Pages 38-55
◇ Safety Equipment	Pages 56-61
◇ Fumehoods	Pages 62-72
CASEWORK	Pages 73-100
◇ Wood Cabinet Information	Pages 76-78
◇ Cabinet Options	Pages 79-80
◇ Lock Keying System	Pages 81-82
◇ Base Cabinets	Pages 83-89
◇ Wall Cases	Pages 90-92
◇ Tall Cases	Pages 93-95
◇ Utility Shelving	Pages 96-97
◇ Aprons & Legs	Pages 98-100
FURNISHINGS	Pages 102-126
◇ Sinks	Pages 105-108
◇ Drain Fittings	Page 109
◇ Service Fixtures	Pages 110-115
◇ Reagent Racks	Page 116
◇ Drying Racks	Page 117
◇ Electrical Fittings	Page 118
◇ Accessories	Pages 119-121
◇ Work Surfaces	Pages 122-124
◇ Wood Cabinet Technical Information	Pages 125-126
INDEX	Alpha & Numeric
	(See Back of Catalog)



All units in this catalog identified with the ADA Symbol are designed to accommodate ADA Wheelchair Accessibility requirements.

– Manufactured Casework & Specialized
Technical Products



A Tradition of Quality Craftsmanship

When you visit the Sheldon Laboratory Systems plant in Crystal Springs, the company focus becomes immediately clear. **“Manufacture a functionally correct product that matches or exceeds market expectation for design, quality and value.”**

For over 100 years, that has been the prevailing theme of Sheldon. Cabinet construction is a core of our business, but it certainly is not the only direction. Sheldon engineers and designers constantly monitor the needs of the educational and research fields to design products that are not only evolutionary – but revolutionary!

When we designed the Axis-3[®] lab table, it combined computer technology with laboratory research tools. The result was a functionally correct product that introduced a new era of laboratory furniture. The tools of modern science are constantly changing. At Sheldon we believe the furniture should not only mirror that evolution, but innovate it as well.

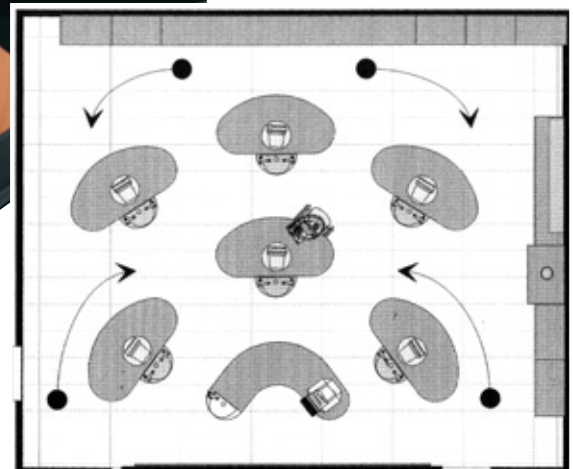
– CORE VALUES –

- ✦ Research & Design
 - ✦ Lab Planning
- ✦ Innovative Technical Products
 - ✦ Quality Casework
- ✦ Regional Sales Manager Support

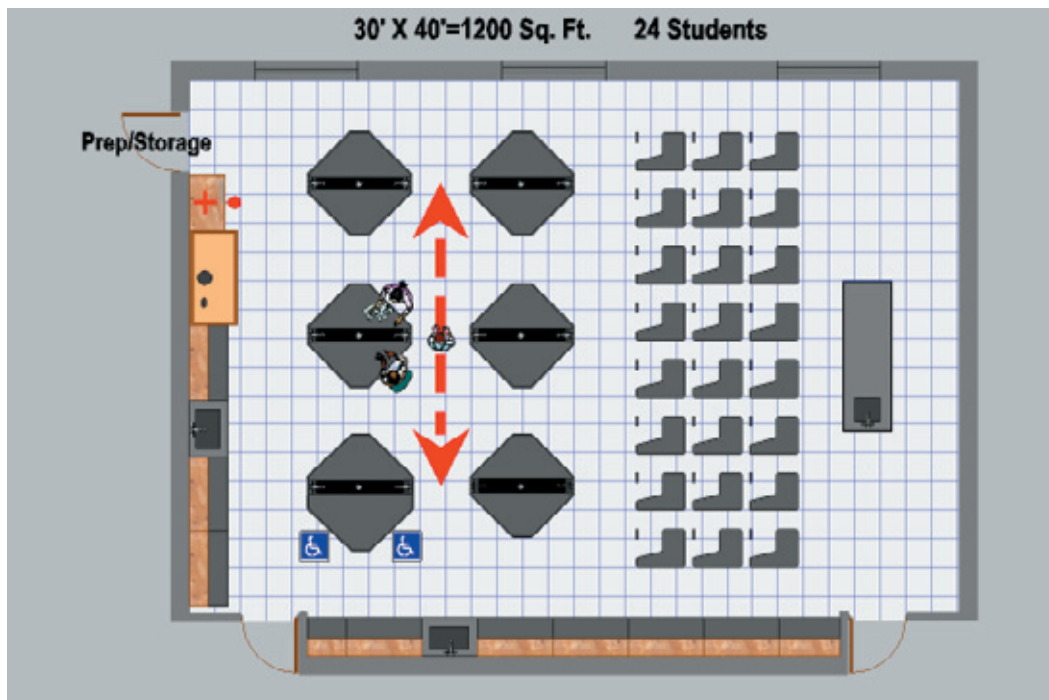




Typical Floor Plans

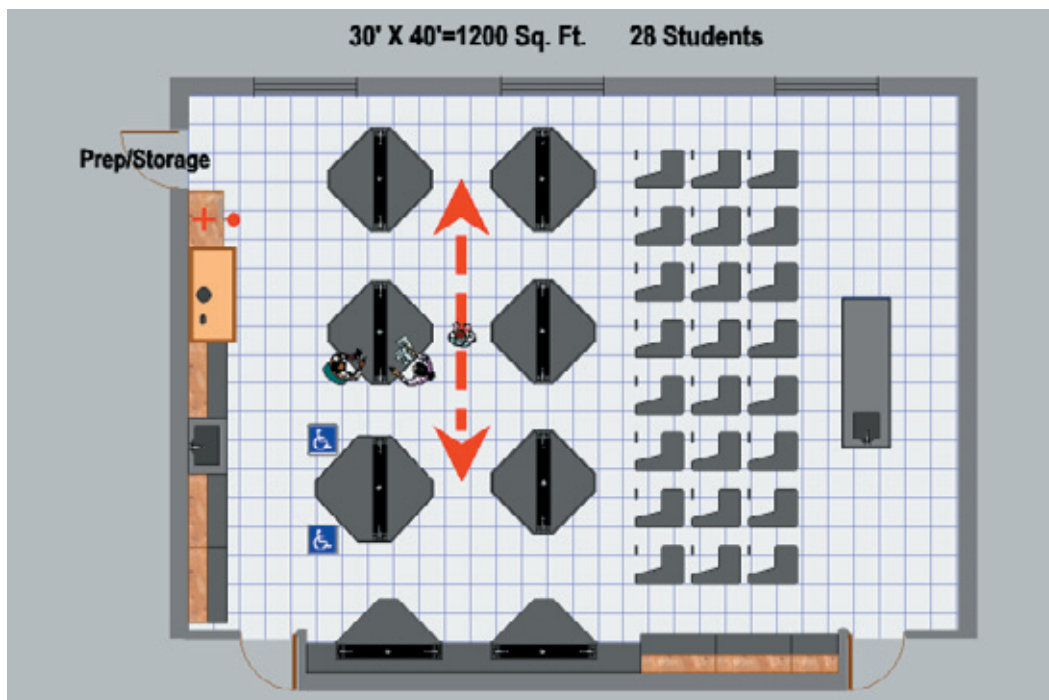


Room Layouts



Chemistry Lab

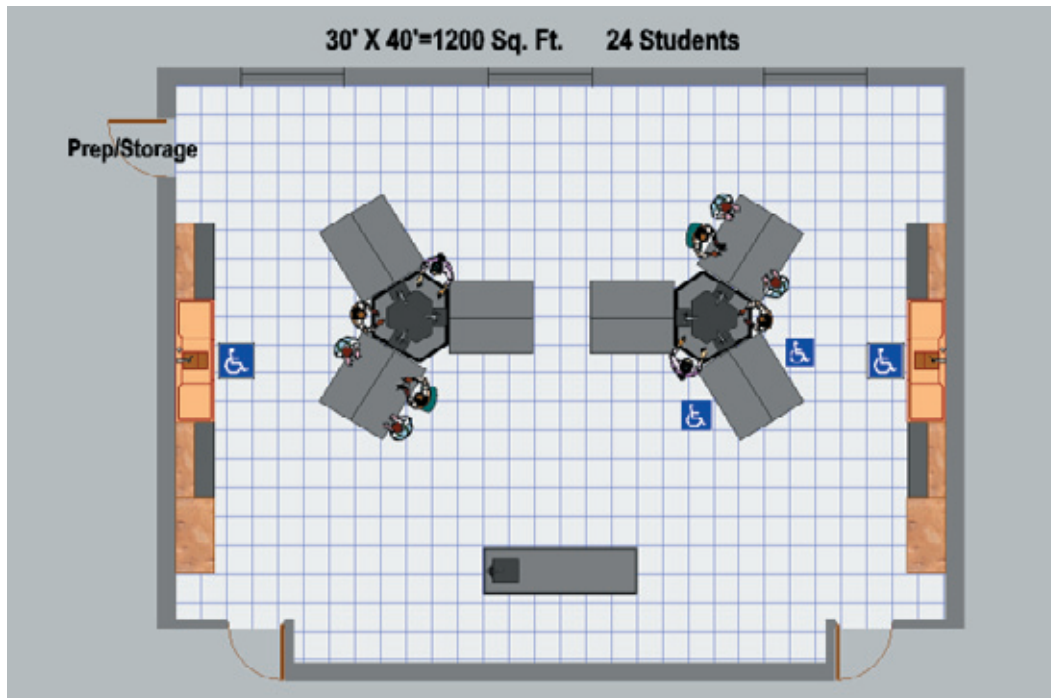
Four Student TE II Table



Chemistry Lab

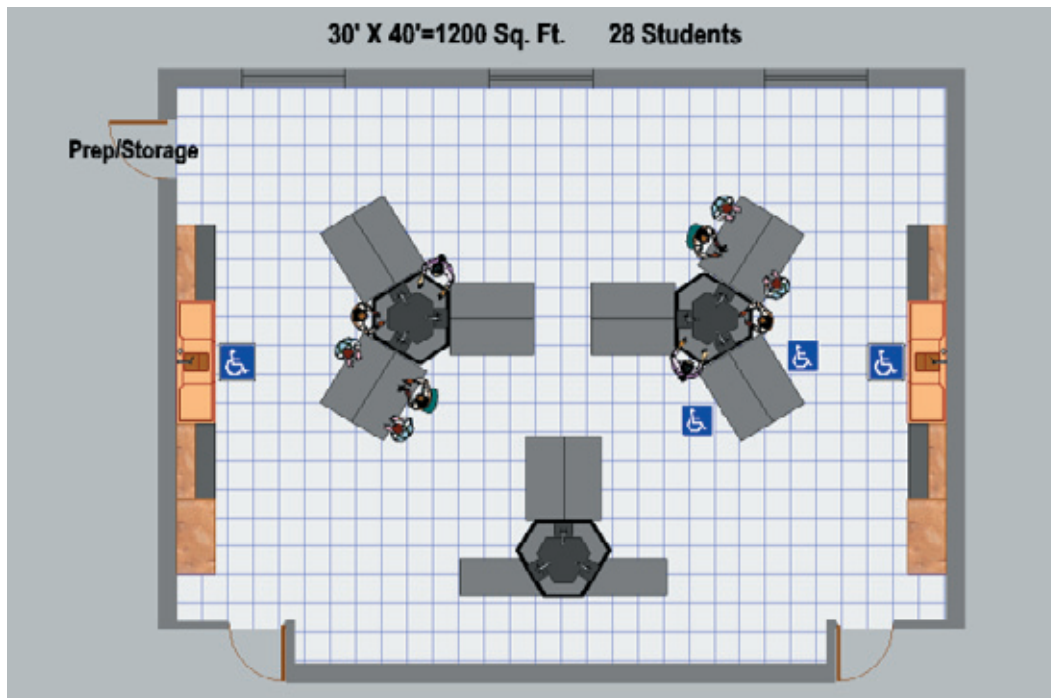
Four Student TE II Table

Room Layouts



Biology Lab

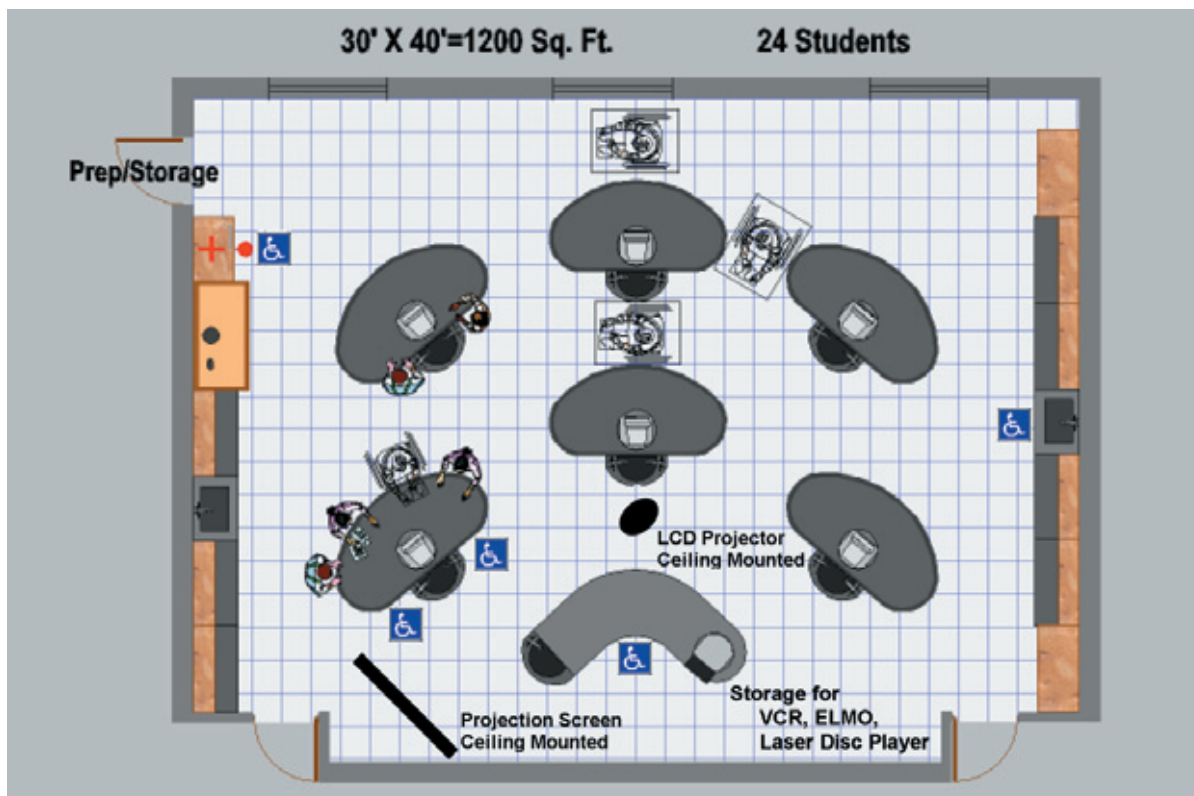
Trifacial Service Island with Four Student Wing Tables



Biology Lab

Trifacial Service Island with Four Student Wing Tables

Room Layouts




Multi-Purpose Lab
Four Student Axis 3® Work Station

Contact the Sheldon Sales Planning Department for assistance with the following:

- Space Planning
- Student Work Stations Utilizing Computer Technology
- Teacher Lecture Desks Utilizing Video Presentation
- ADA Accessibility Requirements
- Safety Issues
- General Storage & Wall Counters
- Materials Handling
- Sink Stations
- Fume Hoods
- Student Project Areas
- Specialized Technical Products
- Prep Rooms
- Special Requirements
- Recommendations of *NSTA Guide to School Science Facilities*

- ✦ **Teacher Demonstration**
- ✦ **Student Laboratory Tables**
- ✦ **Specialized Products**
- ✦ **Safety Equipment**
- ✦ **Fumehoods**



Teacher Demonstration



- ✧ **Multi-Media Presentation**
- ✧ **Instructor's Desk**
- ✧ **Visual Aider Mirrors**
- ✧ **Chalkboards**

16500 • 16501 - Focal Point Demonstration Desk

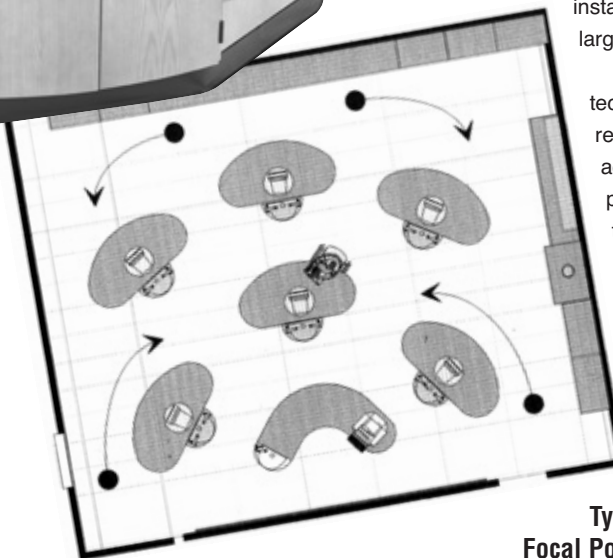
16500 (Shown) • 16501 (16500 Reversed)

Work top is boomerang in shape; 1" black Shelresin. Top is 33" wide on each end; 36" wide in center.
10' Length X 66" Width X 34" Height



Standard Features-

- Sink Assembly with Unimix HW, CW, Gas Fixture
- Molded Epoxy Resin Top
- Recessed Rotating Monitor Well with Hood
- Remote Wireless Keyboard
- Three Storage Cabinets
- Two Tambour Door Storage Cabinets with Pullouts for Printer
- Wheelchair Accessible Knee Space
- All Units with Locks



**Typical
Focal Point Layout**

The first teacher's desk to accommodate and integrate video presentation at the teacher's area. Combined with the Axis 3 student lab stations, this unit turns lab and lecture area into one, dynamic learning space, while at the same time providing ADA wheelchair accessibility requirements. This unit also allows the accommodation of presenting a computer screen, VCR, LaserDisc player, Elmo & flex camera through an LCD projector onto a large screen for classroom viewing. The LCD projector may be located on the desktop, or ideally, installed in the ceiling for large screen projection.

Contact your technology consultant for requirement needed to accommodate conduit, power, and cabling in the floor, walls, and ceiling for interfacing the multi-media equipment through the LCD projector.

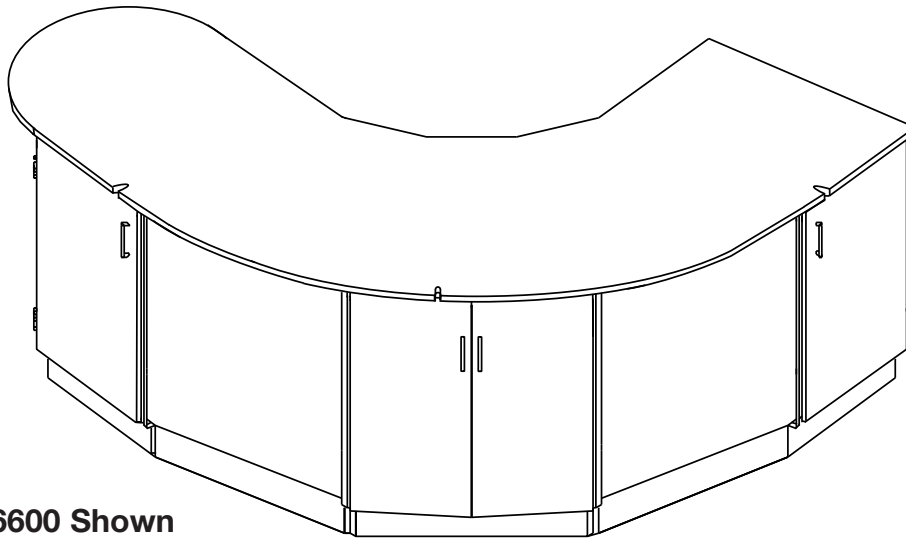
SERVICES -

- Unimix #80030 combination hot water, cold water & gas fixture with wrist blade handles and soft flow aerator.
- Cantilevered half round black Shelresin sink. (22"L x 14 1/2"W x 5 1/2"D) I.D. with sink outlet
- 110 V #85101-GFI duplex electric outlet
- One upright rod assembly set consisting of two upright rods with integral C-clamp and one horizontal rod with two connectors.
- Trap not included.

16600 • 16601 - Focal Point Demonstration Desk

16600 (Shown) • 16601 (16600 reversed)

*Work top is boomerang in shape; 1" black Shelresin. Top is 33" wide on each end; 36" wide in center.
9'8" Length X 66" Width X 34" Height*



16600 Shown
with optional cable slots

Standard Features-

- Epoxy Resin Top
- Three Storage Cabinets
- Wheelchair Accessible Kneespace



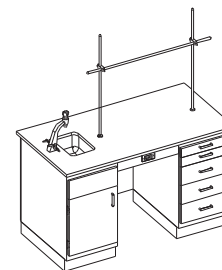
Options Available for the 16600 Basic Focal Point -

- Monitor Well and Wireless Keyboard
- Tambour Door Storage (in lieu of filler panels)
- UNICAST Fixture & Sink
- UNIMIX Fixture & Sink
- Recessed Tabletop Small Power Trough
With 2 Power Outlets & 2 RJ45 Data Outlets
(for laptop use in lieu of monitor well)
- Universal Tower CPU Holder Assembly
- One C-Clamp Upright Rod Assembly
- Locks
- Cable Slots

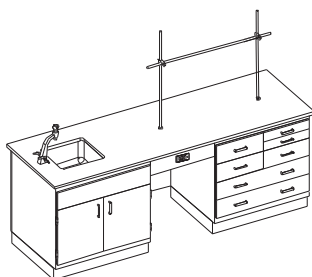
20620 • 20625 (20620 Reversed) - Instructor Desk

60" Length X 31" Width X 36" Height

Work top is (1") Shelresin. Base cabinets include one sink cabinet, one five-drawer cabinet. Assembly provided with finished back. Services include one Unicast combination cold water and gas fixture; one G.F.I. duplex electrical outlet; one Shelresin drop-in sink (14" x 10" x 6") I.D. with (1 1/2") sink outlet and stopper; one upright rod assembly; two upright rod sockets in top. Trap not included.



20650 • 20655 (20650 Reversed) - Instructor Desk




96" Length X 31" Width X 36" Height

Work top is (1") Shelresin. Base cabinets include one sink cabinet, one 7-drawer cabinet and one knee space. Assembly provided with finished back. Services include one Unicast combination cold water and gas fixture; one G.F.I. duplex electrical outlet; one Shelresin drop-in sink (16" x 16" x 7 1/2") I.D. with (1 1/2") sink outlet and stopper; two upright rod sockets in top and one upright rod assembly. Trap not included.

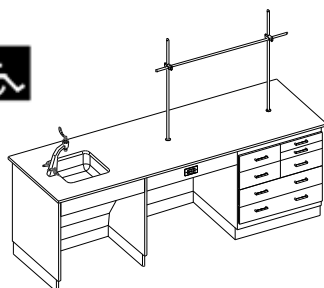
20672 • 20674 (20672 Reversed) - Instructor Desk

72" Length X 31" Width X 34" Height

Work top is (1") Shelresin. Base cabinets include one sink cabinet & one four-drawer cabinet. Assembly provided with finished back. Services include one Unicast combination cold water and gas fixture provided with wrist blade handle and ball-cock gas valve for ADA; one G.F.I. duplex electrical outlet; one Shelresin drop-in sink (14" x 10" x 5") I.D. with (1 1/2") sink outlet and stopper; one upright rod assembly; two upright rod sockets in top. Trap not included.



20696 • 20698 (20696 Reversed) - Instructor Desk



96" Length X 31" Width X 34" Height

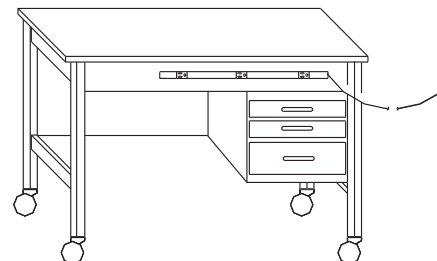
Work top is (1") Shelresin. Base cabinets include one sink unit, one seven-drawer cabinet & one knee space. Assembly provided with finished back. Services include one Unicast combination cold water and gas fixture provided with wrist blade handle and ball-cock gas valve for ADA; one G.F.I. duplex electrical outlet; one Shelresin drop-in sink (18" x 15" x 4 1/2") I.D. with (1 1/2") sink outlet and stopper; two upright rod sockets in top; one upright rod assembly. Trap not included.

*** ALL MODELS AVAILABLE WITH LOCKS FOR ADDITIONAL COST.**

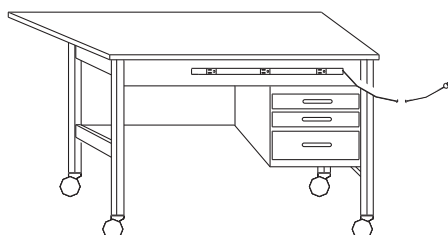
20790 - Instructor Desk

54" Length X 24" Width X 36" Height

*This mobile instructor's demo center features a (1") thick Shelresin top. One storage cubicle (15"D x 20"L x 16 3/4"H) with three drawers. Assembly is provided with finished back. Four (4") rubber-tired swivel casters, two with locking brakes. 110V electrical raceway with three plug-in receptacles with cord. Full length modesty panel. Unit provided with one **86375** c-clamp upright rod assembly. Rod storage incorporated into frame.*



20795 - Instructor Desk



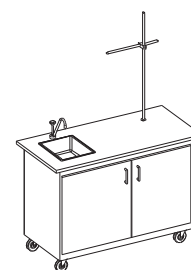
68" Length X 24" Width X 36" Height

*This mobile instructor's demo center features a (1") thick Shelresin top, angled to interface with the Sheldon Trifacial Service Island or wall sink. Desk features one storage cubical (15"D x 20"L x 16 3/4"H) with three drawers. Assembly is provided with finished back. Four (4") rubber-tired swivel casters, two with locking brake. 110V electrical raceway with three plug-in receptacles. Full length modesty panel. Unit provided with one **86375** c-clamp upright rod assembly. Rod storage incorporated into frame.*

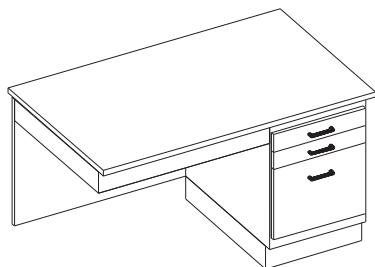
20692 - Instructor Desk

49" Length X 24" Width X 36" Height

This mobile instructor's demo center features a (1") thick Phenolic Resin countertop; two (2) hinged doors. Assembly is provided with finished back. Unit includes: four (4) 4" rubber tired swivel casters, two with locking brakes. Service includes a 1-gallon polyethylene water supply container connected to a chrome plated galley pump. Stainless steel sink connected to a 1-gallon polyethylene waste container. four (4) plastic tote trays (16 1/2" x 12" x 4"D). One (1) 110V G.F.I. duplex receptacle with 10'L, 3-wire extension cord and grounded plug. One upright rod assembly set.



20630 • 20635 (20630 Reversed) - Instructor Desk Extension



50 1/2" Length X 31" Width X 29" Height

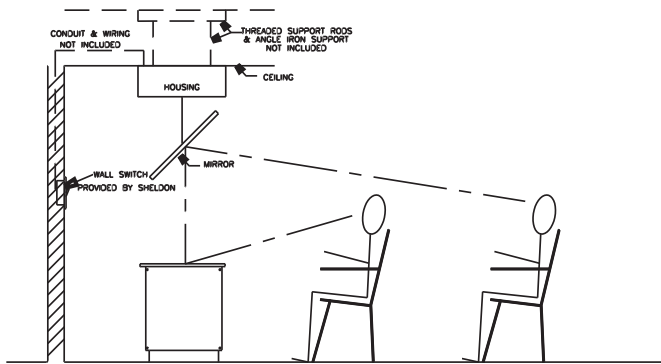
Top is 1" Shelresin. Unit provided with one (1) knee space apron; (1) cabinet with two small drawers and (1) file drawer. Finished back is provided.

*** ALL MODELS AVAILABLE WITH LOCKS FOR ADDITIONAL COST.**

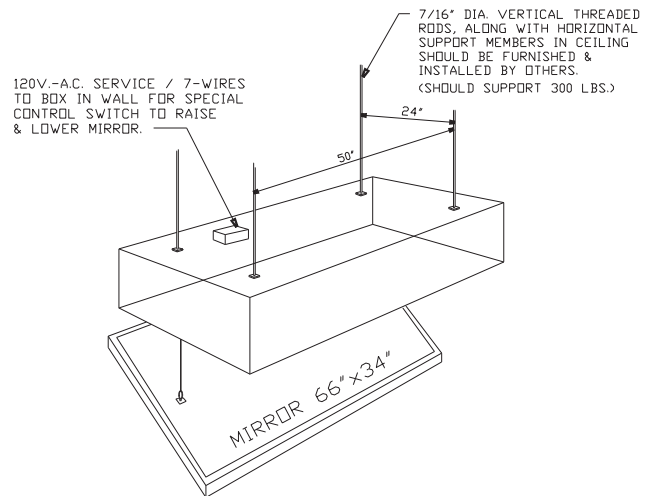
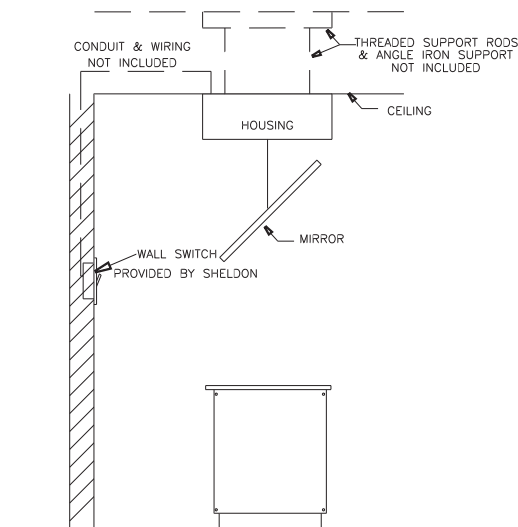
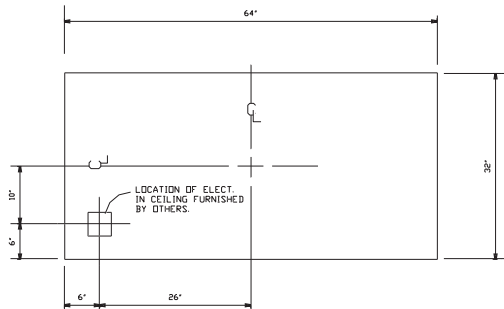
22220 - Visual Aider Mirror

64"Length X 32"Width X 11 1/4"Height (Mechanism in finished plywood box; mirror is 66" x 34")

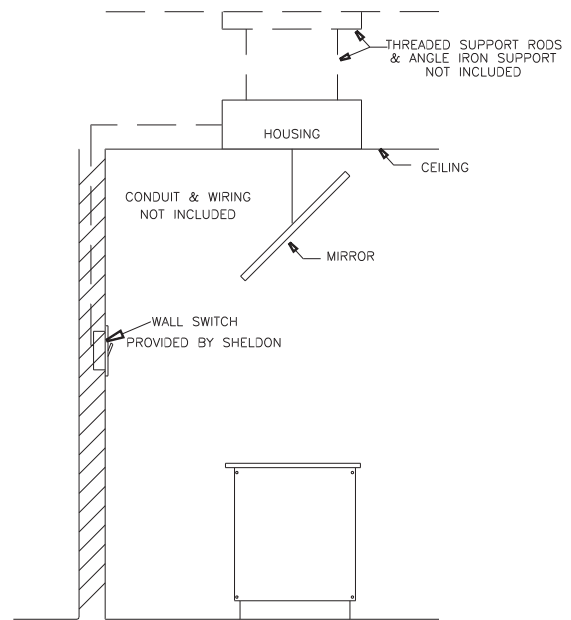
With the Visual Aider Mirror, it is rare for a student's view of a demonstration to be blocked. Sheldon's retractable demonstration mirror gives every student an unobstructed view of tabletop demonstrations.



STUDENT SIDE



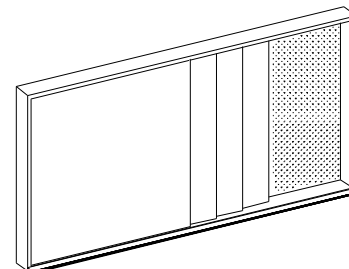
Framed overhead mirror is supported on cables and safety harness. The plywood box may be hung exposed under the ceiling or concealed flush within the ceiling. Control switch, installed where desired, activates mechanism that raises or lowers the mirror into position.



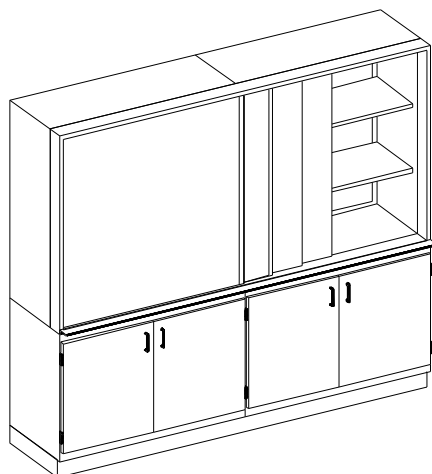
22326 (Open Back) • 22321 (22326 with corkboard back) - Sliding Chalkboard

94" Length X 6" Width X 48" Height

These chalkboards are for wall or counter mounting, and with corkboard back omitted, they may be used as a pass-through to room or the area behind. Panels are LCS white markerboard.



22310 - Sliding Chalkboard Assembly



94" Length X 21 5/8" Width X 82 3/4" Height


This Sliding Chalkboard Assembly provides almost twice the writing surface a conventional chalkboard offers in the same wall space. Equally important is the storage space this unit offers at the point of use. The panels slide open for access to built-in storage shelves.

Assembly is complete with ends that match standard tall case which may be placed at either side of the chalkboard. Chalkboard section framework of anodized aluminum encloses four sliding chalkboard panels. Each writing surface is approximately 39" x 43"H. Standard panels are LCS white markerboard. Chalk rail is three (3") wide. A map rail with adjustable spring clip holders and tack strip is mounted on the top rail of the chalkboard.

Two shelving units are furnished behind sliding chalkboard panels. Each of these (15 3/4") deep units includes two adjustable shelves.

Lower section includes two cupboard base units.

22420 - Portable Chalkboard



72" Length X 28" Width X 73" Height

Best-Rite movable multipurpose chalkboard with aluminum frame. Writing surface is (72"W x 48"H) and provided with Lightning Board Projection Surface on one side, and natural cork on reverse side. Deluxe aluminum frame with steel legs. Features (4) 2 1/2" casters - two locking and two non-locking. Full-length chalk tray on chalkboard side. Low glare surface for projection use in Light Gray color. Unit is for chalk and marker use.



Student Laboratory Tables

- ✧ **Axis 3[®] Lab Tables**
- ✧ **TE II Lab Tables**
- ✧ **Island Lab Tables**
- ✧ **Pier Lab Tables**
- ✧ **Pier Lab Table Cabinet Options**
- ✧ **Chemistry Tables**
- ✧ **Physics Tables**
- ✧ **Trifacial Service Islands**
- ✧ **Student Tables**



16000 • 16100 - Axis 3® Four Student-Lab Station

96"Length X 50"Width • Overall Work Surface with curvilinear shape • Height Adjustable from 30" to 36" (NOTE: Manual Height Adjustment on 16100) 34"Width X 24"Depth • Fixed Metal Base with removable access panels on two sides.

* Contractor should provide empty conduit in floor to accommodate computer network cabling, as well as 110V power source above floor with junction box and duplex receptacle.



16000 Axis 3® Table
shown with Optional Mobile Storage Cabinets

The Axis 3® Four-Student Lab Table was the first lab station designed to accommodate the latest in computer technology. In addition, it was designed to combine lab and lecture into one dynamic learning space, provide ADA wheelchair accessibility at all points of use and serve as a multipurpose table.

The table is available in a variety of ways that will allow for the use of a desktop computer with standard monitor, a flat screen monitor or individual laptops.

The unique shape of the top allows four students to work in pairs facing the instructor, or individually around the perimeter of the table with access to the sink and services. The tabletop may be quickly adjusted from sitting height to standing height (30"-36"). This is accomplished by specifying a motorized mechanism, a manual crank mechanism or an electric powered screw-drive mechanism.

The smooth, curvilinear shaped top with raised contoured edge eliminates sharp corners found on traditional lab tables and allows easy maneuvering around tables and aisles by both students and their instructor.

16700 • 16710 - Axis 3® Four Student-Lab Station

STANDARD FEATURES -

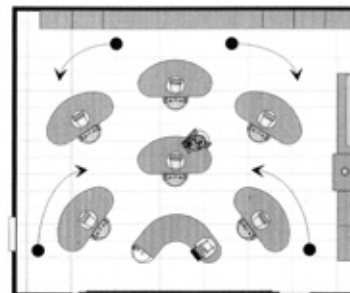
- Raised Edge Epoxy Resin Top
- Sink Assembly with Two (2) Unicast Fixtures & Two (2) Duplex GFI Electrical Outlets
- Recessed Rotating Monitor Well
- Remote Wireless Keyboard
- Pullout CPU Shelf
- Two (2) C-Clamp Upright Rod Assemblies
- Motorized Height Adjustment (one control per room)
- Optional Storage Cabinets are available.
- Trap not included.

84"Length X 50"Width

• Overall Work Surface with curvilinear shape

- 16700 - Motorized Height Adjustment
- 16710 - Manual Height Adjustment

* Contractor should provide empty conduit in floor to accommodate computer network cabling, as well as 110V power source above floor with junction box and duplex receptacle.



Typical
Axis 3®
Floor Plan

16200 - Axis 3® Four Student-Lab Station

96" Length X 50" Width • Overall Work Surface with curvilinear shape • Height Adjustable from 30" X 36" with manual crank mechanism.

34" Width X 24" Depth • Fixed Metal Base with removable access panels on two sides.

* Contractor should provide empty conduit in floor to accommodate computer network cabling, as well as 110V power source above floor with junction box and duplex receptacle.

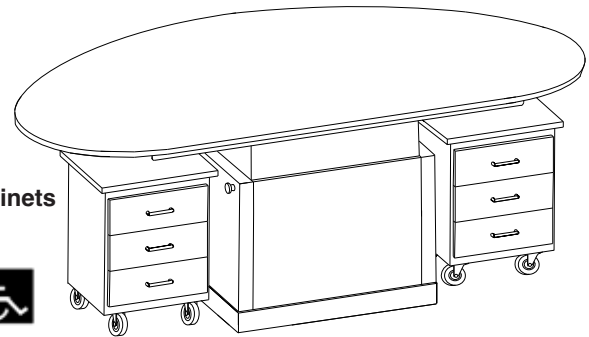
16720 - Axis 3® Four Student-Lab Station

84" Length X 50" Width • Overall Work Surface with curvilinear shape.

STANDARD FEATURES -

- 8" Raised Edge Epoxy Resin Top
- Manual Height Adjustment with hand crank mechanism
- Optional Storage Cubicles are available.

16200
Axis 3® Table
shown with
Optional Mobile Storage Cabinets



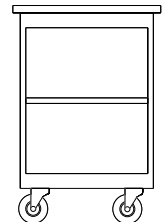
Options Available for the 16200 & 16720 -

- Sink Assembly with Two Unicast Fixtures and Two Duplex GFI Electrical Outlets
- Sink Assembly with Two Unimix Fixtures and Two Duplex GFI Electrical Outlets
- Sink Assembly with Two Unicast ADA Fixtures and Two Duplex GFI Electrical Outlets
- Sink Assembly with Two Unimix ADA Fixtures and Two Duplex GFI Electrical Outlets
- Recessed Monitor Well
- Remote Keyboard
- Pullout CPU Shelf
- Universal Tower CPU Holder Assembly
- Motorized Height Adjustment Assembly (One Control Device per room)
- Electric Powered Screw-Drive for Height Adjustment (One Control Device per room)
- Recessed Tabletop Large Power Trough with Four Power Outlets & Four RJ45 Data Outlets (For Laptop use in lieu of monitor well)
- Recessed Tabletop Small Power Trough with Two Power Outlets & Two RJ45 Data Outlets (For Laptop use in lieu of monitor well)
- Service Tower with Two Duplex Electrical Outlets (Provided in lieu of Sink Assembly)
- Black Epoxy Resin Top without Raised Edge (Machined edge - NOT MOLDED)
- Two (2) C-Clamp Upright Rod Assemblies
- Additional Data Power Outlet Cutouts
- Loop-Vent Accommodation Package

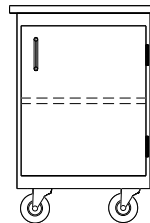
Optional Mobile Storage Cabinets for the 16000 & 16200 Axis 3® Tables 18" Width X 16" Depth X 27" Height

Mobile storage cabinets feature black plastic laminate top & plastic laminate cabinet. Wood cabinet is available at extra cost.


16210 • Open Storage Cabinet



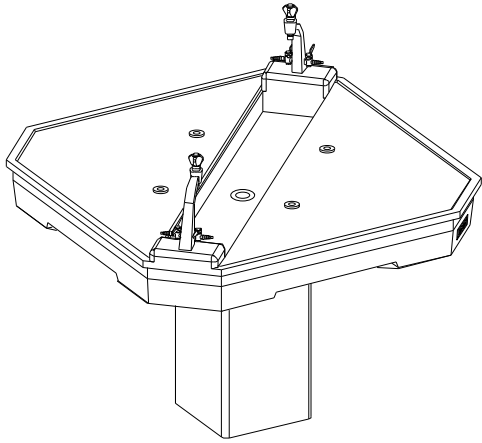
16220 • Cupboard Storage Cabinet



16230 • Three Drawer Storage Cabinet

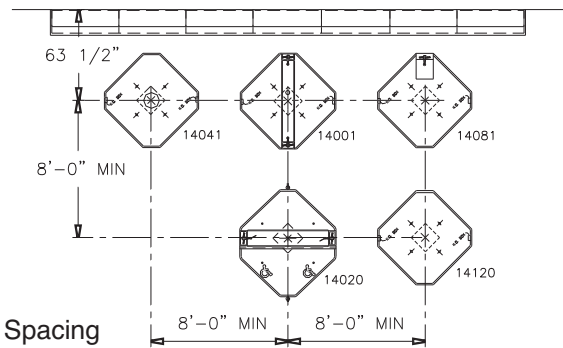
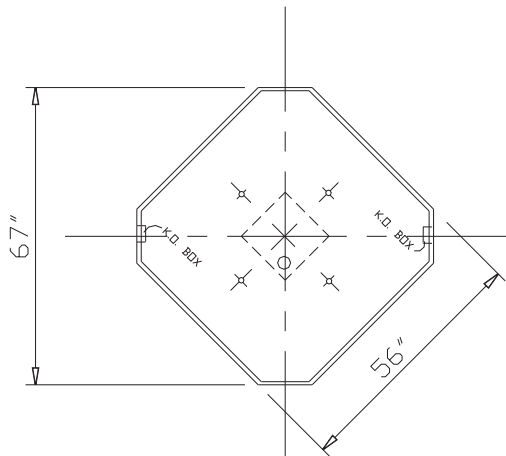


TE II Lab Centers

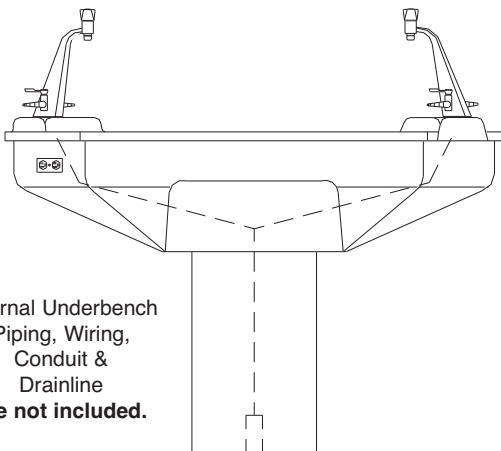


The Total Experience® II Lab Centers utilize all available floor space. The center integrates work counter, standing area and traffic lanes for complete floor coverage.

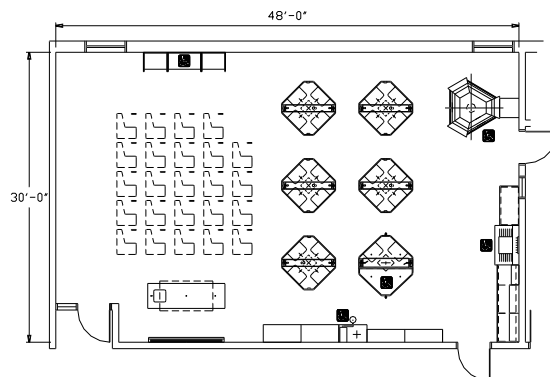
The TE II Center design assures each individual of a safe work station. Each student has the use of more front counter space and elbow room. Other workers and activities are within his angle of vision. Each student can work with either of his neighbors across from his corner. Traffic lanes are clear in every direction because students are not working back-to-back obstructing aisles.



Minimum Spacing Recommendations



Internal Underbench Piping, Wiring, Conduit & Drainline are not included.

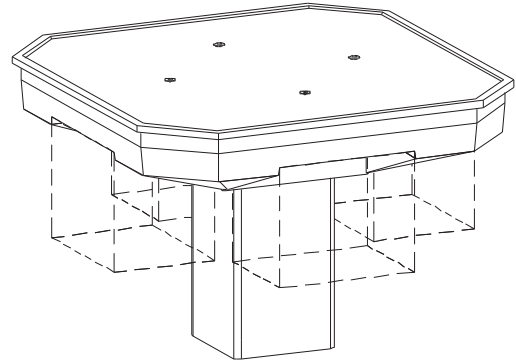


Typical TE II Floor Plan

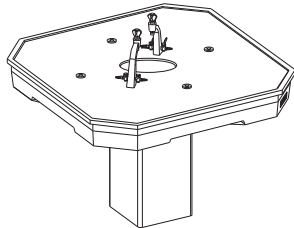
TE II Lab Centers

56" X 56" X 67"

Top materials for TE II Lab Tables are as specified for each model. The support structure is of glass fiber reinforced structural polyester, bolted to a formed 10 gauge steel pedestal with interior reinforcement for securing to floor and removable panel for access to plumbing. A series of bolt holes in the pedestal allows for attaching support structures at various heights to provide finished center heights from (32" to 38 1/2"). Centers are equipped with two #85101 duplex electrical receptacles and are designed to accept optional storage cubicles.



Note: If cubicles are desired, select up to four per table. Optional upright rods are available at an additional cost.



14041 • Student Center

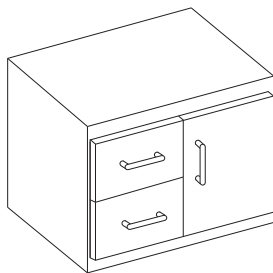
Top materials of (1") thick Shelresin. (12") diameter center sink of Shelresin. Accessories include two #80020 Unicast combination cold water and gas fixtures, two #85101-GFI duplex electrical outlets, four #86320 upright rod sockets in top.

Optional TE II Storage Cubicles

19 15/16" X 15" X 16 3/4"


Precisely organized relocatable modules for each discipline. Provides instant access for more efficient use of time and point-of-use storage. Standard color is Twilight; doors and drawers may be specified with oak wood or plastic laminate fronts.

49440 • Combination



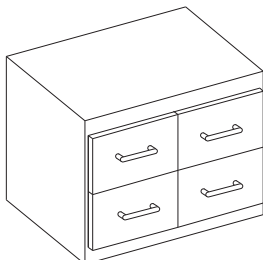
Two drawers, each (6 7/8" X 13" X 4 1/4") I.D. with cupboard unit and adjustable shelf. Locks furnished at an additional cost.

49460 • Apparatus Storage



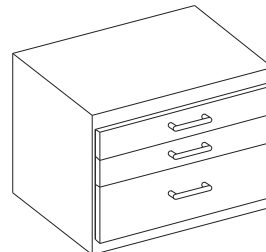
Two drawers, each (16 5/8" X 13" X 4 1/4") I.D. Locks furnished at an additional cost.

49420 • Chemistry Drawers



Four drawers, each (6 7/8" X 13" X 4 1/4") I.D. Locks furnished at an additional cost.

49470 • Biology Drawers



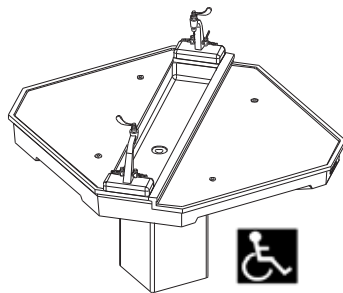
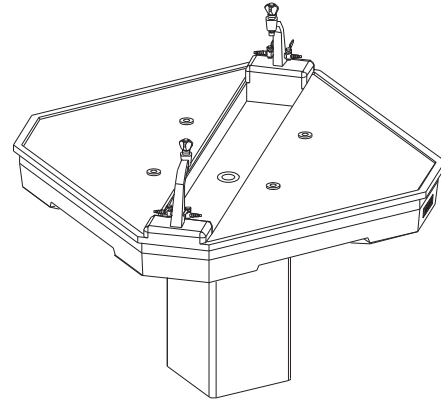
Three drawers; two (16 5/8" X 13" X 2") I.D., and one drawer (16 5/8" X 13" X 4 1/4"). Locks furnished at an additional cost.

14001 • Student Center

56" X 56" X 67"

Top materials of (1") thick Shelresin, trough and turrets of Shelresin. Accessories include two #80020 Unicast combination cold water and gas fixtures, two #85101-GFI duplex electrical outlets, four #86320 upright rod sockets in top.

14001 is available with 14002 corrosion resistant trough covers.



14020 • ADA Student Center

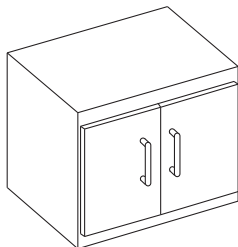
Top materials of (1") thick Shelresin, trough and turrets of Shelresin. Accessories include two #80020-WB-BV Unicast combination cold water and gas fixtures with wrist blade handles, two #85101-GFI duplex electrical outlets, four #86320 upright rod sockets in top. Lower side of table accommodates two wheelchairs.

14020 is available with 14002 corrosion resistant trough covers.

Optional TE II Storage Cubicles

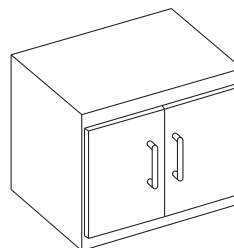
TE II Storage Cubicles are also available in a mobile ADA version (**Not Shown**) for locations under wheelchair kneespace of ADA TE II Tables. When specifying, add "H" prefix to standard Storage cubicle model number. ADA Mobile Storage Cubicles have an overall height of (26 1/2") including top and casters. Cabinet is (19 15/16" wide X 15" Deep).

49400 • Cupboard



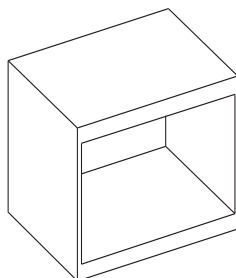
Locks furnished at an additional cost.

49410 • Microscope

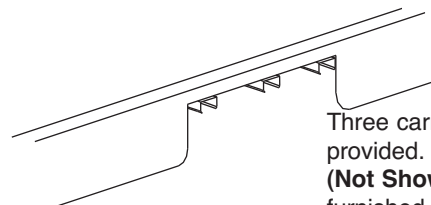


Two cupboards, each (9" X 14 1/2" X 12 3/4") I.D. Locks furnished at an additional cost.

49480 • Open Storage



49490 • Carryall Storage



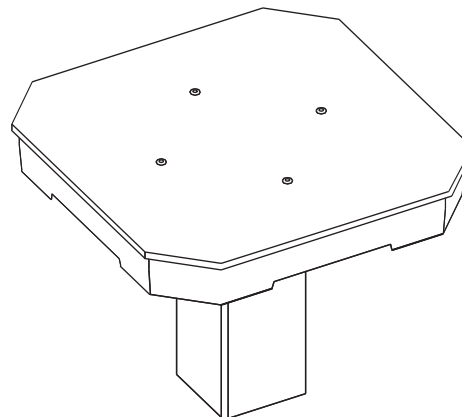
Three carryall runners provided. #14220 Carryalls (**Not Shown**) can be furnished at an additional cost.

14120 • Student Center

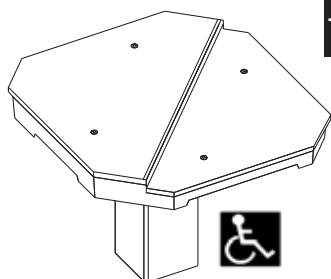
56" X 56" X 67"

Top material of (1 3/4") thick edgegrain Maple electronically laminated. Accessories include two #85101 duplex electrical outlets, four #86320 upright rod sockets in top.

- 14121 Same as 14120, except top is (1") thick plastic laminate.
- 14122 Same as 14120, except top is (1") thick phenolic resin.
- 14123 Same as 14120, except top is (1") thick Shelresin.



14124 • ADA Student Center



Top material of (1 3/4") thick edgegrain Maple electronically laminated. Accessories include two #85101 duplex electrical outlets, four #86320 upright rod sockets in top. Lower side of table accommodates two wheelchairs.

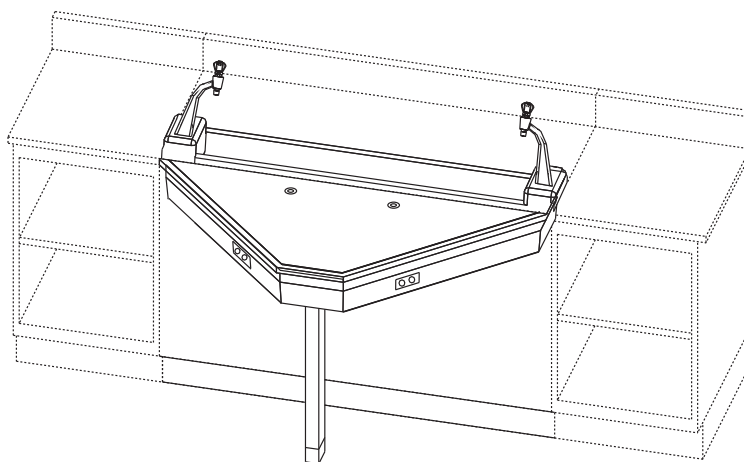
- 14125 Same as 14124, except top is (1") thick plastic laminate.
- 14126 Same as 14124, except top is (1") thick phenolic resin.
- 14127 Same as 14124, except top is (1") thick Shelresin.

14001-5 • Half TE II Student Center

A two (2) student version of the four-student TE II Laboratory Table. Top support structure is constructed of solid hardwood oak framing with support leg secured to frame.

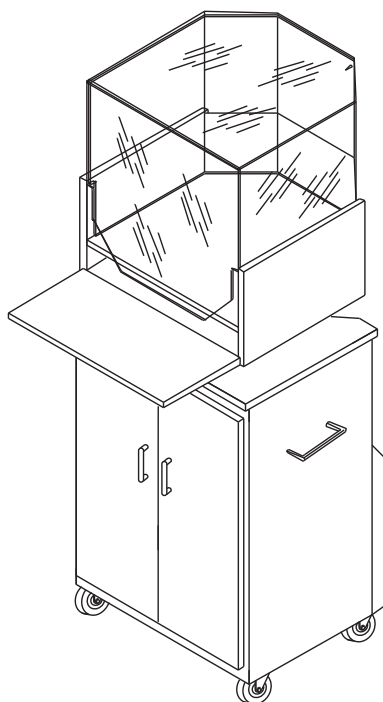
Top material of (1") thick Shelresin; trough and turrets of Shelresin. Accessories include two #80020 Unicast combination cold water and double gas fixtures, two #85101-GFI duplex electrical outlets, two #86320 upright rod sockets in top.

Unit is available with 14002 corrosion resistant trough covers.



69900 • Computer on Wheels (C.O.W.)

5' 6 1/2" (Height) X 2' 2 1/2" (Width) X 1' 11 1/4" (Depth)



The Sheldon Computer on Wheels is designed to interface computer based laboratory experiments with the Sheldon TE II Four-Student Laboratory Table.

This unit, which is capable of housing monitor, keyboard, CPU, printer, probes and software, can be used as a complete, self-contained unit that can be locked, secured and conveniently stored in a designated location when not in use. Each TE II table is capable of accommodating up to two (2) computer centers.

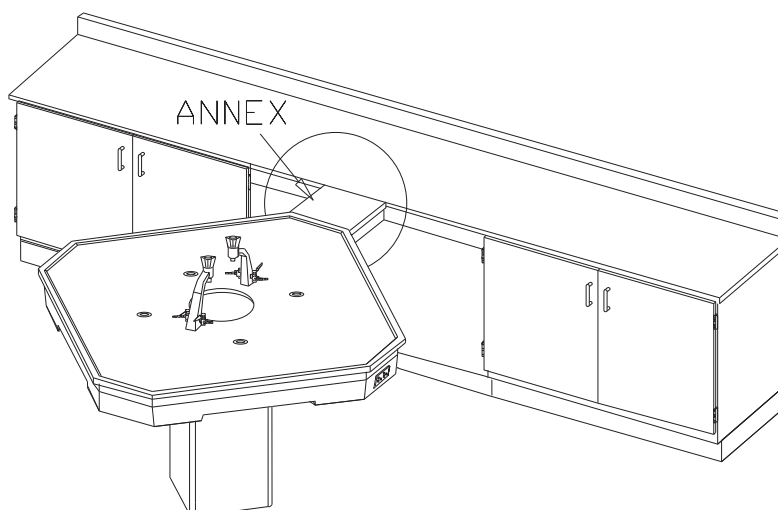
Its unique over/under design allows the lower storage unit to dock under the TE II table while the upper storage unit extends over the table work surface for easy viewing from each student's station. Because of the compact contoured design, this unit requires minimal floor space in order to avoid interference with traffic patterns, allowing instructor easy access from table to table for proper supervision.

This unit will also accommodate TE II table stand up height, as well as "ADA Accessible Guidelines" height. Cabinet is assembled with thru-bolt construction, twilight colored melamine end panels, interior and high pressure laminate doors with black PVC edge banding. Cabinet is mounted on four (4) heavy duty, dual wheel casters. Unit is provided with a pull-out drawer, pull-out printer stand and paper storage shelf, which is accessible through front by lockable double doors.

Computer monitor assembly is mounted on a heavy-duty swivel device that rotates 359 degrees. Computer monitor is protected by a transparent Lexan hood that is mounted on flip-down hinged, lockable see-thru panel.

141212 • TE II Annex Assembly

This assembly is used to connect the TE II Student Lab Table to countertop work surface allowing additional countertop space at each lab station. Assembly consists of 11W" X 12L" Shelresin top and wood apron rails.



STUDENT LABORATORY TABLES

◆ TE II Lab Tables • Small Top Version



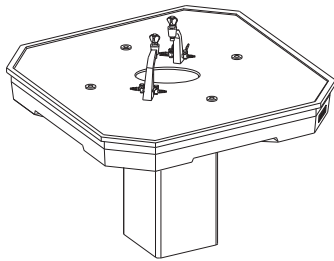
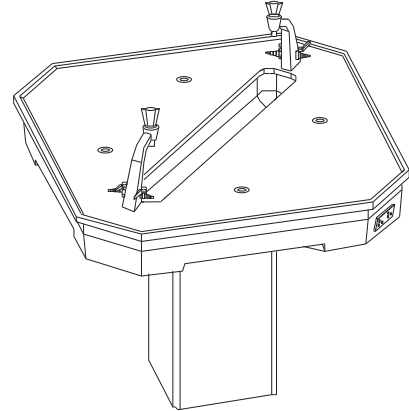
TE II Lab Centers • STV

The Small Top TE II Lab Table is offered in three standard versions • 48" X 48" X 57"

14211 • Small Top TE II Student Center

Featuring a Shelresin trough, two #80020 Unicast combination cold water and gas fixtures, two #85101-GFI duplex electrical outlets, four #86320 upright rod sockets in top.

14311 (Not Shown) ADA Version of 14211, provided at 34" height, with wrist blade fixture handles. Wheelchair accessibility available at parallel approach.



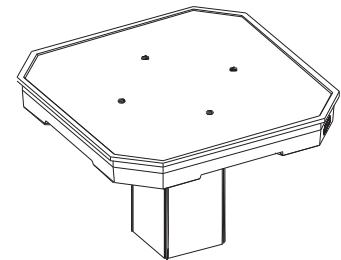
14241 • Small Top TE II Student Center

Featuring a Shelresin sink, two #80020 Unicast combination cold water and gas fixtures, two #85101-GFI duplex electrical outlets, four #86320 upright rod sockets in top.

14341 (Not Shown) ADA Version of 14241, provided at 34" height, with wrist blade fixture handles. Wheelchair accessibility available at parallel approach.

14233 • Small Top TE II Student Center

Featuring a top material of (1") thick Shelresin, two #85101-GFI duplex electrical outlets, four #86320 upright rod sockets in top.

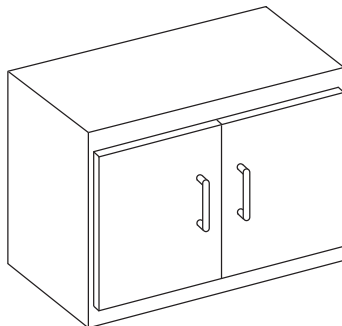


Optional Small-Top TE II Storage Cubicles

19 15/16" X 11" X 16 3/4" (Height)

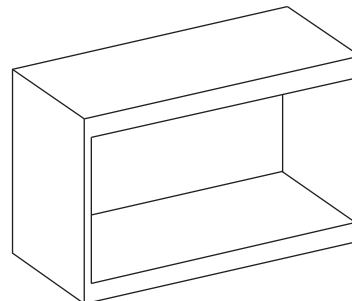
Provides instant access for more efficient use of time and point-of-use storage. Standard color is Twilight; doors may be specified with oak wood or plastic laminate fronts.

48400 • Cupboard



Locks furnished at an additional cost.

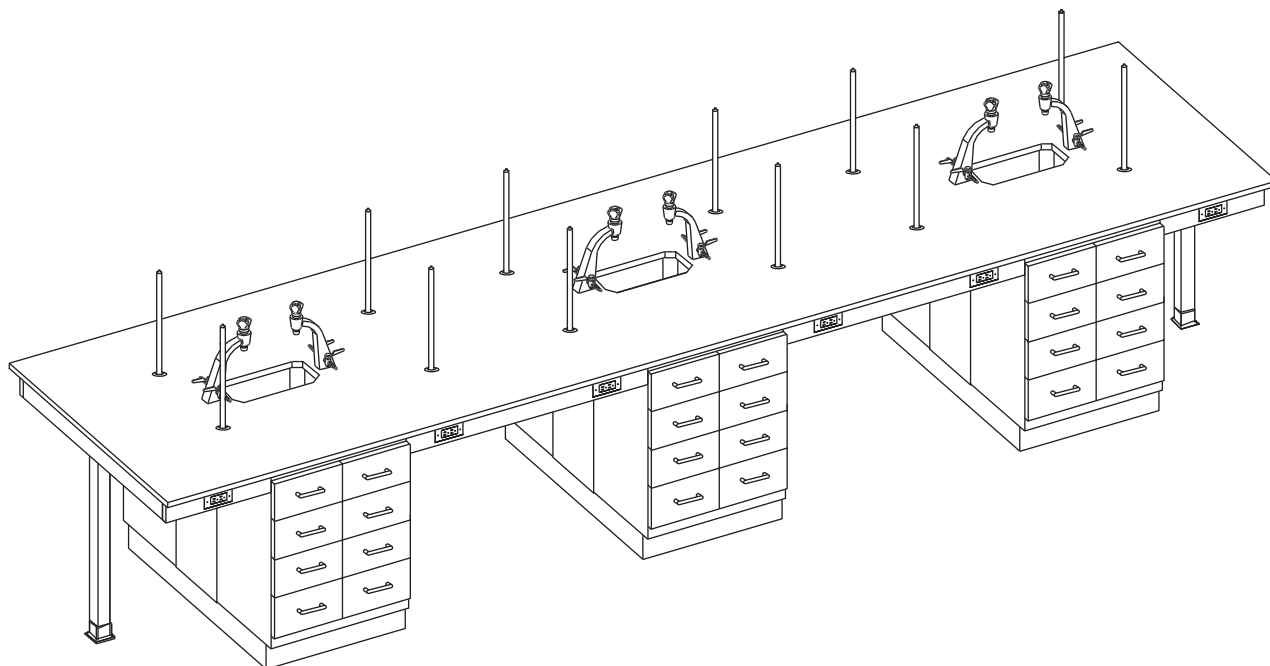
48480 • Open Storage



17500 - Island Lab Tables

Tables - 16'(Length) X 48"(Width) X 36"(Height)

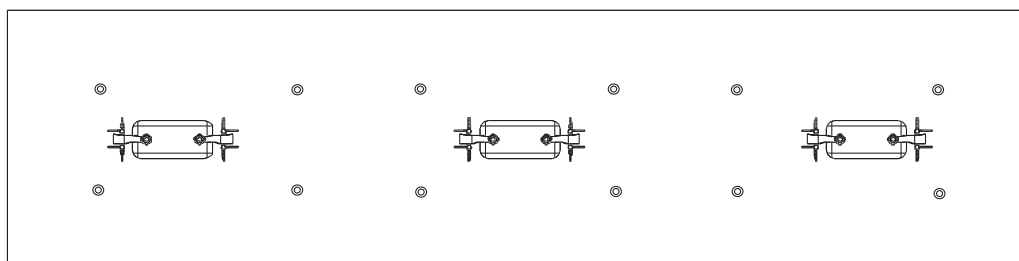
Sinks - 16"(Length) X 8"(Width) X 7"(Depth)



STANDARD FEATURES -

- One (1") inch thick Shelresin Counter Top
- Six (6) #B243616-544 Eight Drawer Base Cabinets
- Three (3) 16" X 8" X 7" I.D. Resin Sinks with Outlet
- Six (6) Unicast Combination Cold Water & Gas Fixtures
- Twelve (12) GFI Duplex Receptacles
- Twelve (12) 3/4" Burette Rods
- Traps not included.

Designed for twelve students. Each student has individual storage facilities at his lab station.

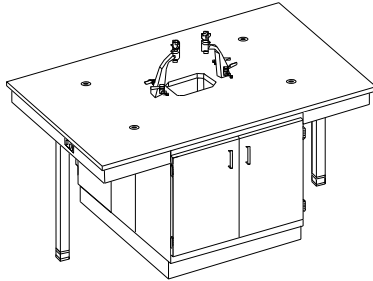


*** AVAILABLE WITH LOCKS FOR ADDITIONAL COST.**

STUDENT LABORATORY TABLES

◆ Island Lab Tables

**17700 · Island Lab Table
72" L X 44 1/2" W X 36" H**

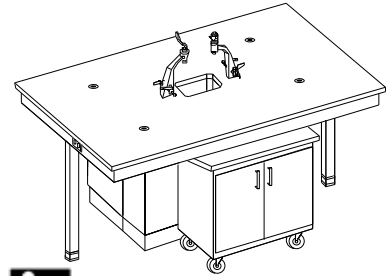


**17701 · same as 17700, except
services NOT INCLUDED.**

STANDARD FEATURES -

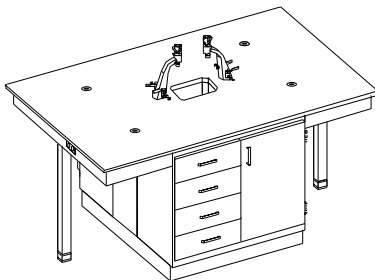
- One (1") inch thick Shelresin Counter Top
- Two (2) #B353616-200 Base Cabinets; each with one adjustable shelf
- Shelresin Sink (18" X 6 1/2" X 6.8") I.D. with Outlet
- Two (2) Unicast Combination Cold Water & Gas Fixtures
- Two GFI Electrical Outlets
- Four (4) Upright Rod Sockets In Top
- Rods furnished when specified at an adjusted price.
- Locks furnished when specified at an adjusted price.
- Trap NOT INCLUDED
- **17705** - Same as **17700**, except provided with one (1) 30" wide movable storage cubicle for ADA accessibility. One fixture provided with wristblade handle.

**17705 · ADA Island Lab Table
72" L X 44 1/2" W X 34" H**



**17706 · same as 17705, except
services NOT INCLUDED.**

**17710 · Island Lab Table
72" L X 44 1/2" W X 36" H**

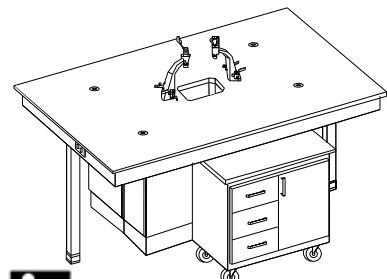


**17711 · same as 17710, except
services NOT INCLUDED.**

STANDARD FEATURES -


- One (1") inch thick Shelresin Counter Top
- Two (2) #B353616-420 Base Cabinets; each with four drawers and cupboard
- Shelresin Sink (18" X 6 1/2" X 6.8") I.D. with Outlet
- Two (2) Unicast Combination Cold Water & Gas Fixtures
- Two GFI Duplex Electrical Outlets
- Four (4) Upright Rod Sockets In Top
- Rods furnished when specified at an adjusted price.
- Locks furnished when specified at an adjusted price.
- Trap NOT INCLUDED
- **17715** - Same as **17710**, except provided with one (1) 30" wide movable storage cubicle for ADA accessibility. One fixture provided with wristblade handle.

**17715 · ADA Island Lab Table
72" L X 44 1/2" W X 34" H**



**17716 · same as 17715, except
services NOT INCLUDED.**

**17720 · Island Lab Table
72" L X 44 1/2" W X 36" H**

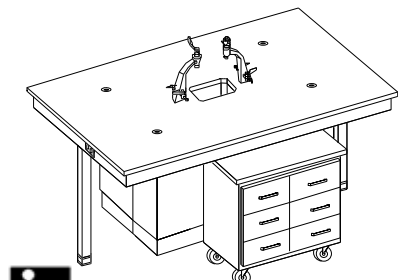


**17721 · same as 17720, except
services NOT INCLUDED.**

STANDARD FEATURES -

- One (1") inch thick Shelresin Counter Top
- Two (2) #B353616-544 Base Cabinets; each with eight (8) drawers (14 5/16" X 13" X 4 1/16") I.D.
- Shelresin Sink (18" X 6 1/2" X 6.8") I.D. with Outlet
- Two (2) Unicast Combination Cold Water & Gas Fixtures
- Two GFI Duplex Electrical Outlets
- Four (4) Upright Rod Sockets In Top
- Rods furnished when specified at an adjusted price.
- Locks furnished when specified at an adjusted price
- Trap NOT INCLUDED
- **17725** - Same as **17720**, except provided with one (1) 30" wide movable storage cubicle for ADA accessibility. One fixture provided with wristblade handle.

**17725 · ADA Island Lab Table
72" L X 44 1/2" W X 34" H**



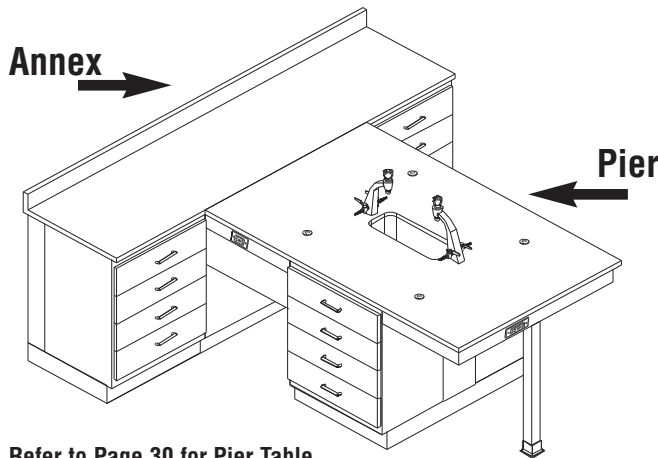
**17726 · same as 17725, except
services NOT INCLUDED.**

STUDENT LABORATORY TABLES

❖ Pier Lab Tables



Pier Lab Tables • 66" Length X 42" Width X 36" Height



STANDARD FEATURES -

- One (1") inch thick Shelresin Counter Top
- Shelresin Sink (18" X 6 1/2" X 6.8")
- Two (2) Unicast Combination Cold Water & Gas Fixtures
- Three GFI Electrical Outlets
- Four (4) Upright Rod Sockets In Top
- Rods furnished when specified at an adjusted price.
- Locks furnished when specified at an adjusted price.
- Trap NOT INCLUDED
- Countertop on Annex is 36" High
- Countertop on Pier Table is 36" High

Refer to Page 30 for Pier Table Cabinet Options.

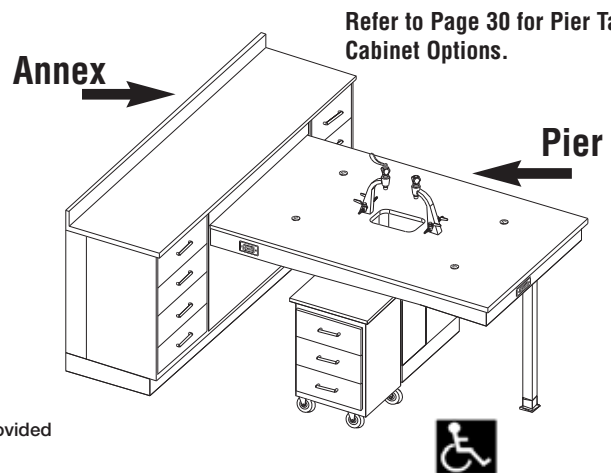
17880 (shown) features Two (2) Four-Drawer Cabinets on Annex and Two (2) Four-Drawer Cabinets on Pier Table.

With Services	Without Services	ANNEX	Pier
17800	17801	(2) Cupboard Cabinets	(2) Cupboard Cabinets
17810	17811	(2) Cupboard Cabinets	(2) Drawer/Cupboard Cabinets
17820	17821	(2) Cupboard Cabinets	(2) Four-Drawer Cabinets
17830	17831	(2) Drawer/Cupboard Cabinets	(2) Cupboard Cabinets
17840	17841	(2) Drawer/Cupboard Cabinets	(2) Drawer/Cupboard Cabinets
17850	17851	(2) Drawer/Cupboard Cabinets	(2) Four-Drawer Cabinets
17860	17861	(2) Four-Drawer Cabinets	(2) Cupboard Cabinets
17870	17871	(2) Four-Drawer Cabinets	(2) Drawer/Cupboard Cabinets
17880	17881	(2) Four-Drawer Cabinets	(2) Four-Drawer Cabinets

ADA Pier Lab Tables • 66" Length X 42" Width X 34" Height

STANDARD FEATURES -

- One (1") inch thick Shelresin Counter Top
- Shelresin Sink (9" X 6" X 5.8")
- Two (2) Unicast Combination Cold Water & Gas Fixtures
- Three GFI Electrical Outlets
- One fixture provided with wristblade handle
- Four (4) Upright Rod Sockets In Top
- Rods furnished when specified at an adjusted price.
- Locks furnished when specified at an adjusted price.
- Trap NOT INCLUDED
- Countertop on Annex is 36" High
- Countertop on Pier Table is 34" High



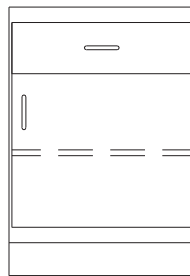
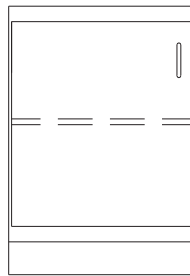
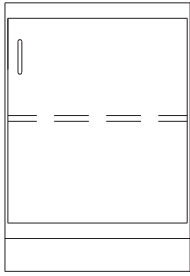


Refer to Page 30 for Pier Table Cabinet Options.

17885 (shown) features Two (2) Four-Drawer Cabinets on Annex; Pier Table provided with One (1) Four-Drawer Cabinet and One (1) Three-Drawer Mobile Cabinet.

With Services	Without Services	ANNEX	Pier
17805	17806	(2) Cupboard Cabinets	(1) Cupboard Cabinet, (1) Mobile Cupboard Cabinet
17815	17816	(2) Cupboard Cabinets	(1) Drawer/Cupboard Cabinet, (1) Mobile Drawer/Cupboard Cabinet
17825	17826	(2) Cupboard Cabinets	(1) Four-Drawer Cabinet, (1) Mobile Three-Drawer Cabinet
17835	17836	(2) Drawer/Cupboard Cabinets	(1) Cupboard Cabinet, (1) Mobile Cupboard Cabinet
17845	17846	(2) Drawer/Cupboard Cabinets	(1) Drawer/Cupboard Cabinet, (1) Mobile Drawer/Cupboard Cabinet
17855	17856	(2) Drawer/Cupboard Cabinets	(1) Four-Drawer Cabinet, (1) Mobile Three-Drawer Cabinet
17865	17866	(2) Four-Drawer Cabinets	(1) Cupboard Cabinet, (1) Mobile Cupboard Cabinet
17875	17876	(2) Four-Drawer Cabinets	(1) Drawer/Cupboard Cabinet, (1) Mobile Drawer/Cupboard Cabinet
17885	17886	(2) Four-Drawer Cabinets	(1) Four-Drawer Cabinet, (1) Mobile Three-Drawer Cabinet

Cabinet Options for Pier Lab Tables • 24" (Wide) X 16" (Deep) X 36" (High)





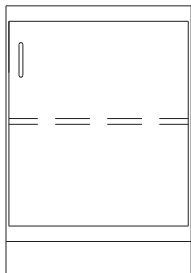


CUPBOARD
 B243616-100 24"W
 B243616-101 24"W

DRAWER CUPBOARD
 B243616-400 24"W
 B243616-401 24"W

4-DRAWER
 B243616-540
 24"W

Cabinet Options for ADA Pier Lab Tables • 24" (Wide) X 16" (Deep) X 34" (High)

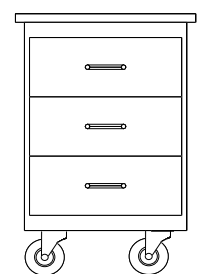


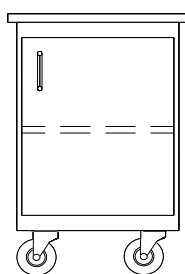
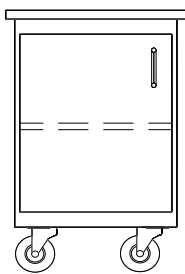


CUPBOARD
 B243416-100 24"W
 B243416-101 24"W

DRAWER CUPBOARD
 B243416-400 24"W
 B243416-401 24"W

4-DRAWER
 B243416-540
 24"W

Mobile Cabinet Options for ADA Pier Lab Tables • 24" (Wide) X 16" (Deep) X 27 1/2" (High)



MOBILE CUPBOARD
 BM242716-100
 BM242716-101

MOBILE DRAWER / CUPBOARD
 BM242716-400
 BM242716-401

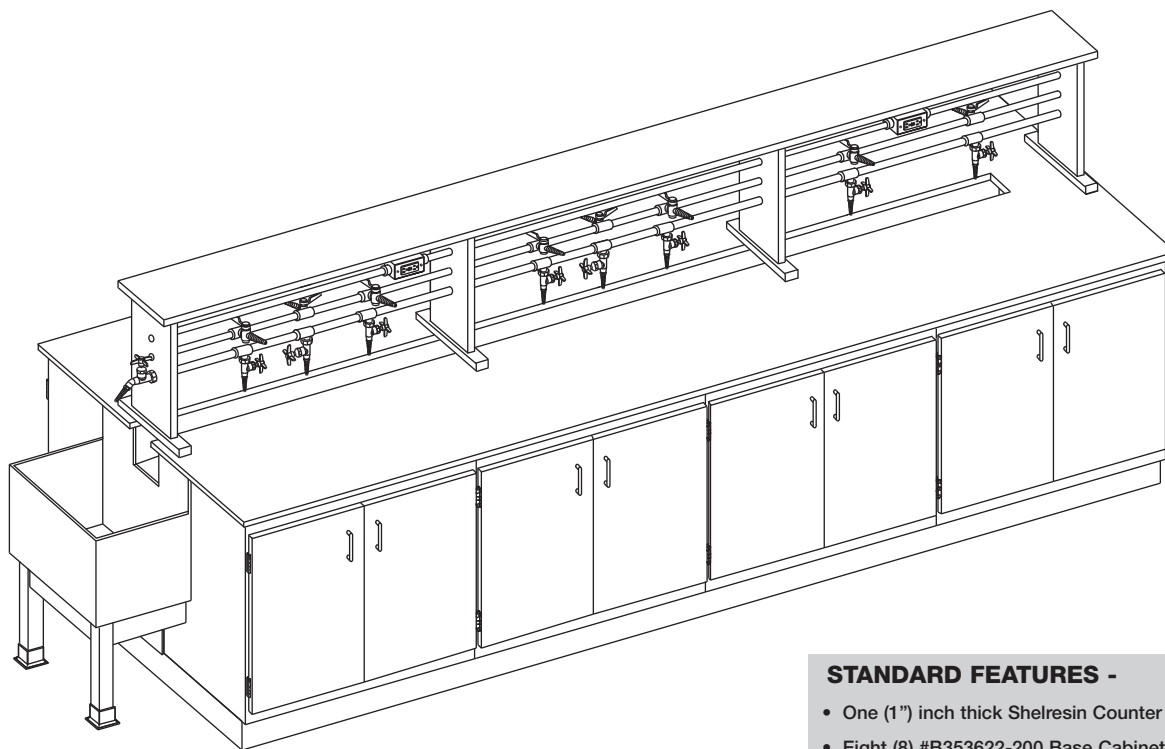
MOBILE THREE-DRAWER
 BM242716-500

17510 • 17511 • 17512 - Center Chemistry Tables

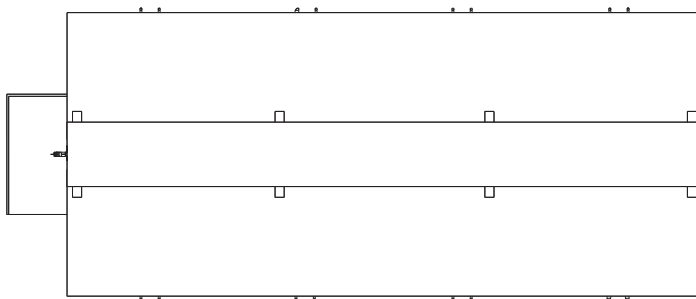
Overall Top - 12'(Length) X 54"(Width) X 36"(Height) • Reagent Shelf - 11' 9 1/2"(Length) X 12"(Width) X 18"(Height)

Sink, I.D. - 21 1/2"(Length) X 13 1/2"(Width) X 12 5/8"(Depth)

- 17511 same as 17510, except provided with (8) #B353622-420 Four-Drawer & Cupboard Cabinets
- 17512 same as 17510, except provided with (8) #B353622-544 Eight Drawer Cabinets



Designed for eight students. Each student has individual storage facilities at his lab station.

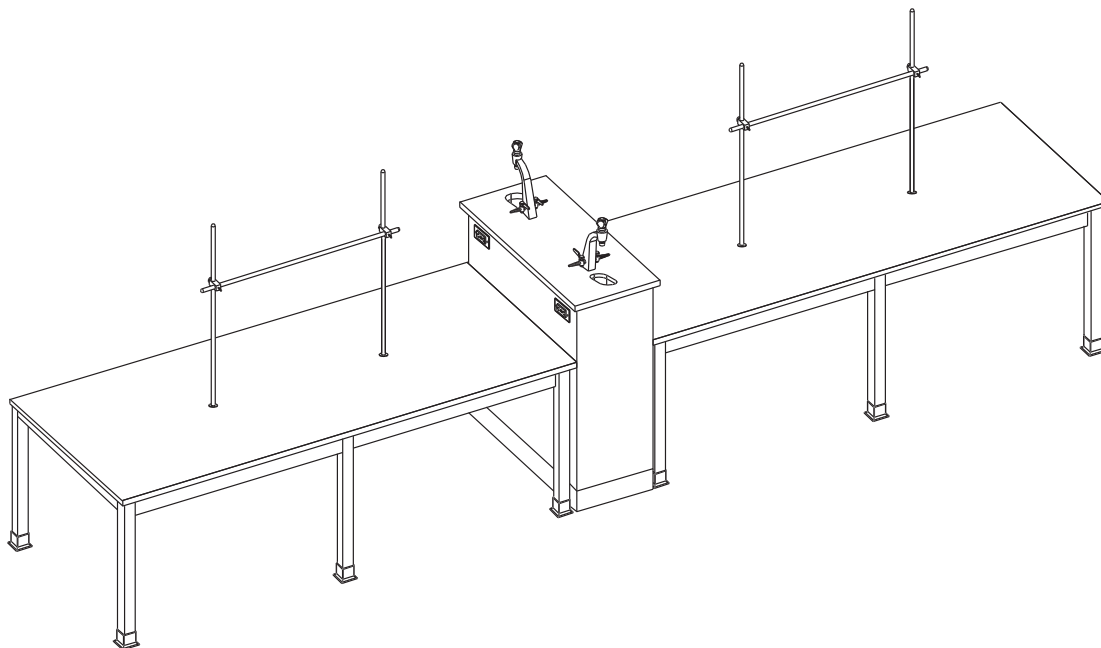


STANDARD FEATURES -

- One (1") inch thick Shelresin Counter Top
- Eight (8) #B353622-200 Base Cabinets
- Shelresin Drain, Trough & End Sink with Outlet
- Eight (8) Cold Water Cocks
- Eight (8) Single Gas Cocks
- Four (4) Duplex 110V AC Electrical Outlets
- One (1) Cold Water Bibb Cock
- Service Piping & Wiring NOT INCLUDED
- Phenolic Resin Reagent Rack
- Trap NOT INCLUDED

*** AVAILABLE WITH LOCKS FOR ADDITIONAL COST.**

41750 • 8 - Student Physics Table

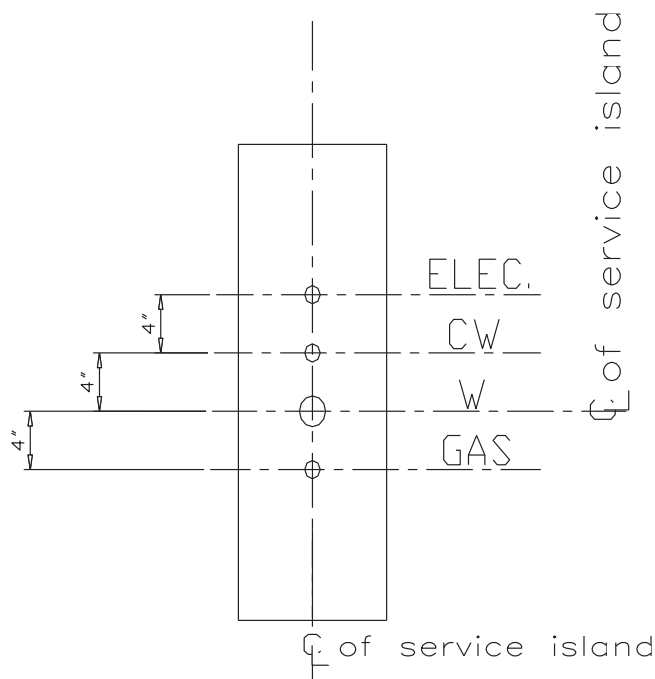


This eight (8) student Physics table assembly combines two movable tables with a fixed service island for added flexibility. One inch (1") Shelresin worktop.

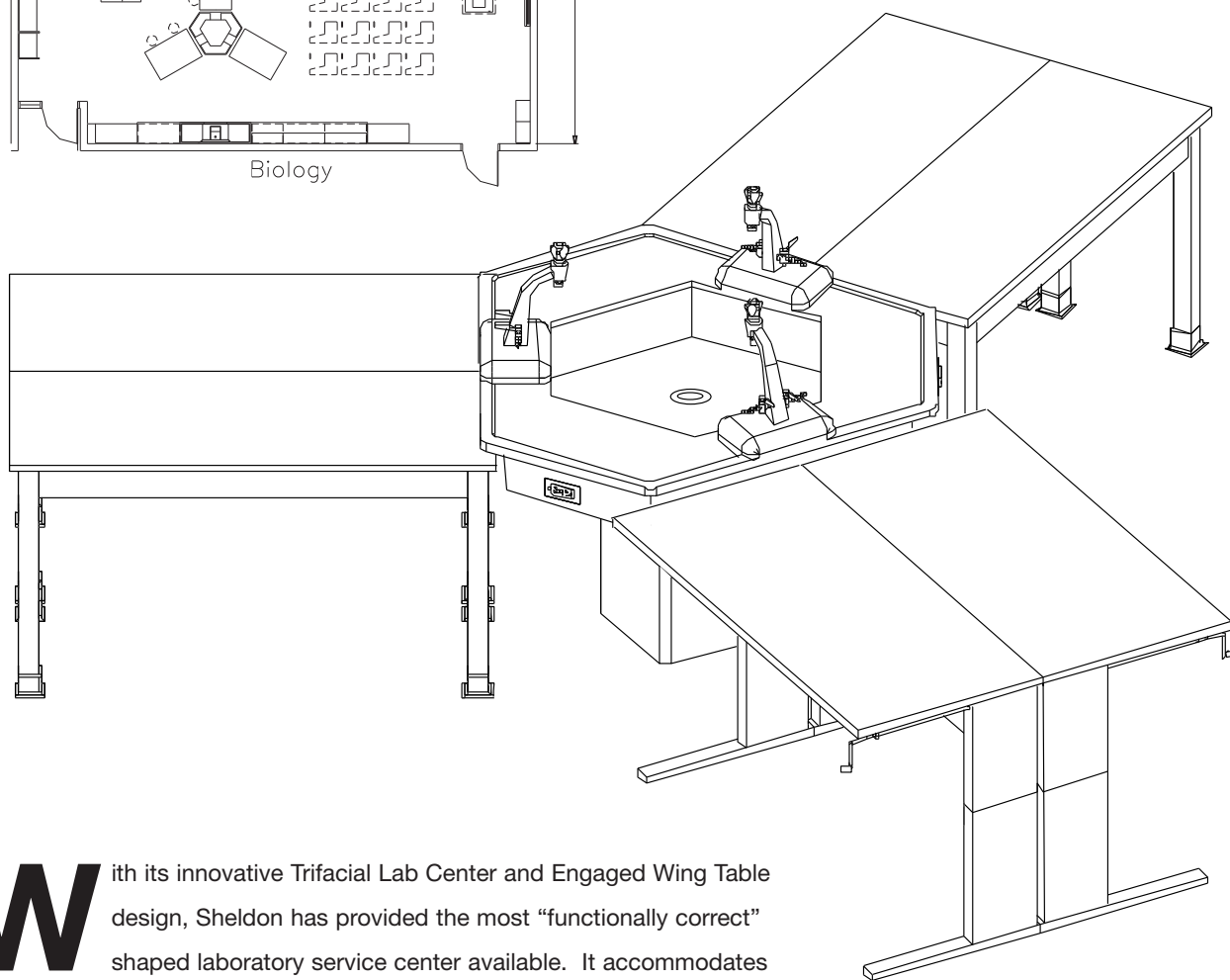
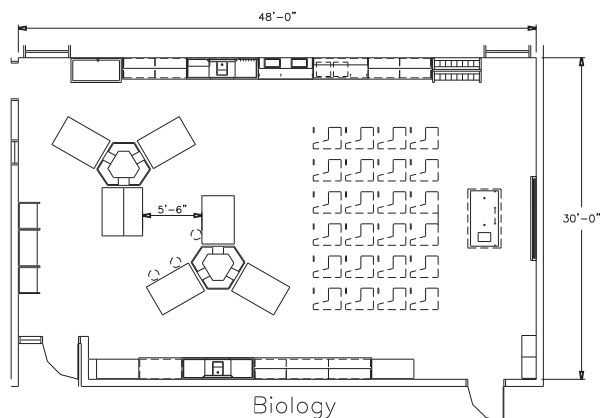
Accessories:

- Two #80020 Unicast Combination Cold Water & Gas Fixtures
- Two 3" X 6" Cup Sinks
- Four Duplex GFI Electrical Outlets
- Two Sets Upright Rod Assemblies

DIMENSIONS	LENGTH	WIDTH	HEIGHT
Each Table	8' - 0"	48"	30"
Service Island	4' - 0"	18"	42"



Trifacial Service Islands



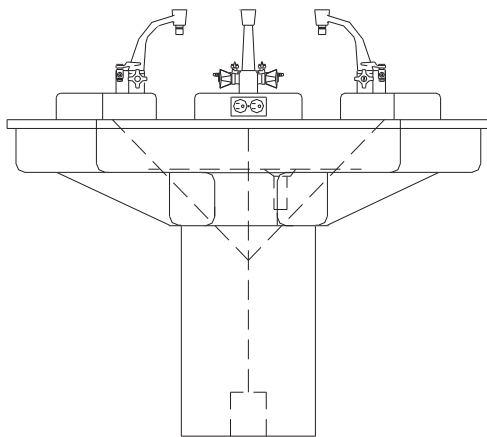
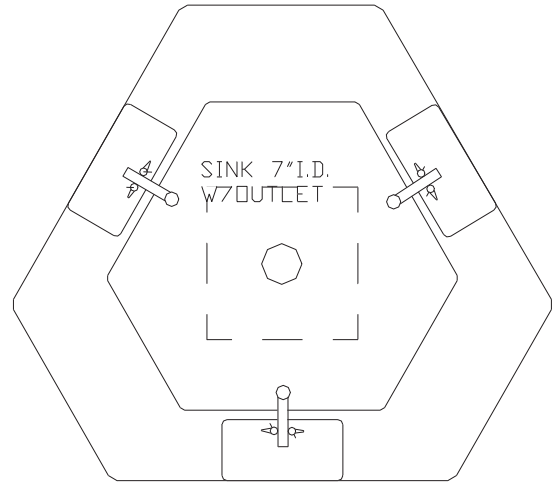
With its innovative Trifacial Lab Center and Engaged Wing Table design, Sheldon has provided the most “functionally correct” shaped laboratory service center available. It accommodates twelve students without conflict while allowing them access to all facilities: counters, sinks, water, gas, electricity - all within easy reach.

The Trifacial is both economical and efficient. Only three centers are needed to handle thirty-six students, replacing the four required with conventionally designed service centers. This guarantees more effective use of space at less cost. Additionally, the Trifacial is adjustable at the time of installation. It can be installed at the proper height to insure the best possible working conditions.

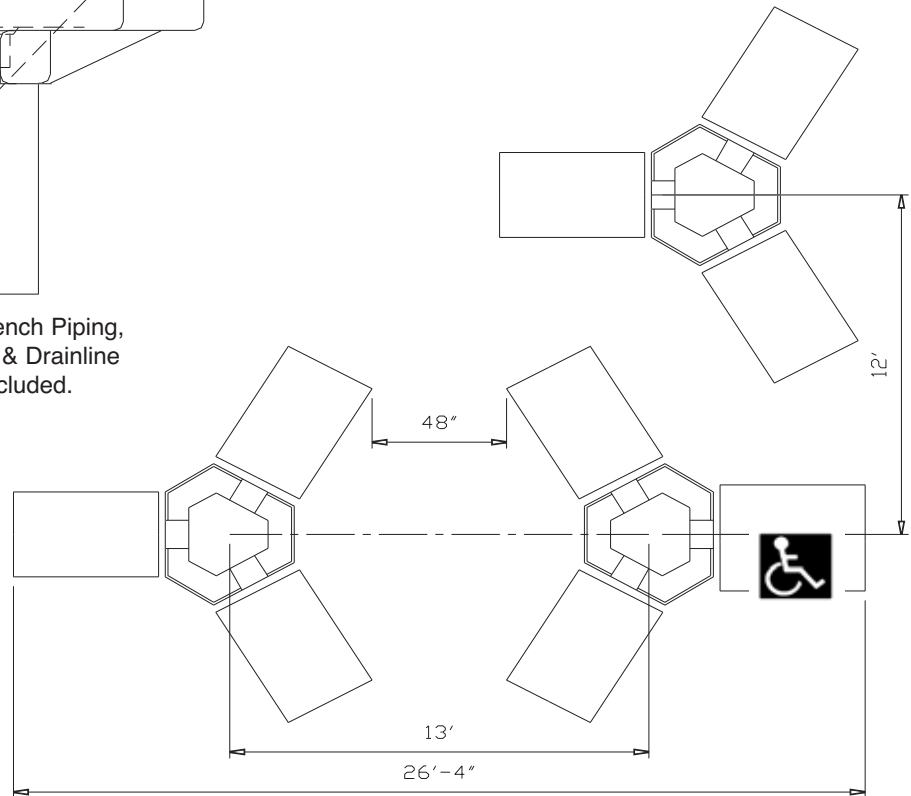
Trifacial Service Islands

The Trifacial Lab Center provides sufficient counter work space and a larger space and a larger tub sink for three students at once. Easy access to and from the service area allows each student more freedom of movement, while considerably lessening classroom disruption. In many situations there is no need for a separate classroom lecture area when the Trifacial Lab Center is used.

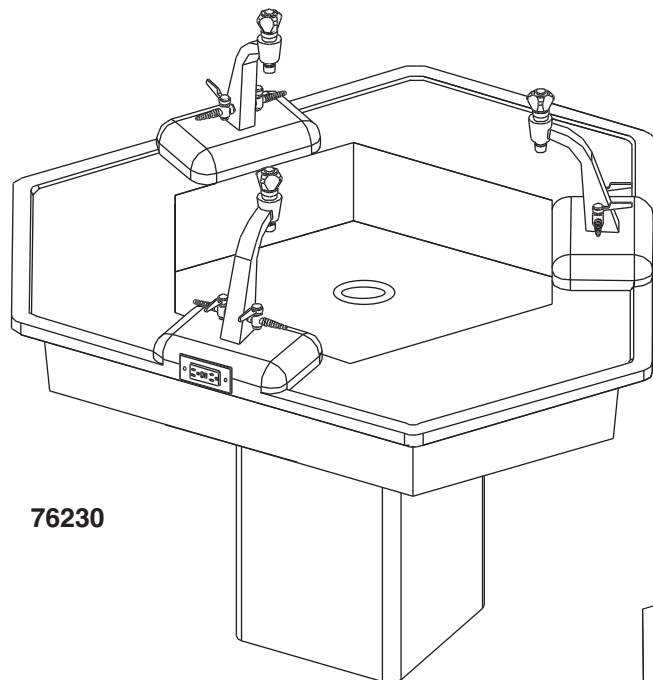
Engaged Wing tables interface with the Trifacial Lab Center to provide maximum space utilization. Adequate individual student work space is provided with three doubled-sided tables each (60" X 36") or six singled-sided tables each (54" X 21"), or with similar tables of your own choosing. Either way, the Sheldon Trifacial Lab Center can accommodate a variety of individual needs.



Internal Underbench Piping, Wiring, Conduit & Drainline are **NOT** included.



76230 • 76231 - Fixed Lab Center



76230

Three sides (34") X three sides (20") overall. Height adjustable at time of installation: 32" to 38 1/2". Unit shall be 55 1/2" at widest dimension of triangular configuration. Work surface, turret and tub sink of one-piece fiberglass reinforced polyester with black acid resistant semi-gloss surface. Marine raised edge incorporated around entire perimeter of work surface. Three turrets (12" X 6" X 2 5/8") incorporated between work surfaces to provide base for fixtures and electrical outlets.

Sink with three sides (19 1/2") X three sides (15 1/4") X (7") deep I.D. with sink (34") at widest dimension. Sink volume of 34.0 gallons. Services include three #80020 Unicast combination cold water and gas fixtures and three #85101 GFI duplex electrical outlets. **Trap NOT INCLUDED.**

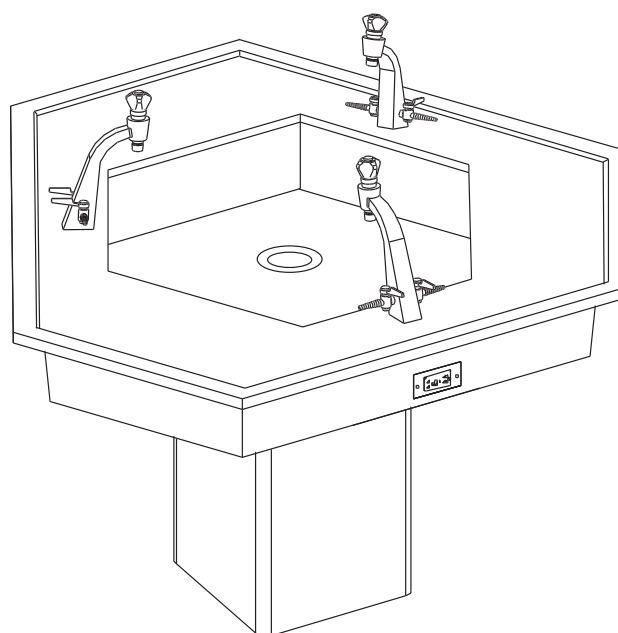
Top support structure of molded glass reinforced polyester with (1 1/2") radius on all exterior corners. Reinforcing webs and heavy steel collar molded into the structure at strategic points. Standard color is Mandarin Red (Twilight color optional).

Pedestal of 10 gauge formed steel, square-shaped with interior reinforcements finished in black. Removable access panel. Top support structure when combined with pedestal and properly attached to floor shall support 250 lbs. live load at the perimeter and allow no undue movement of working surface.

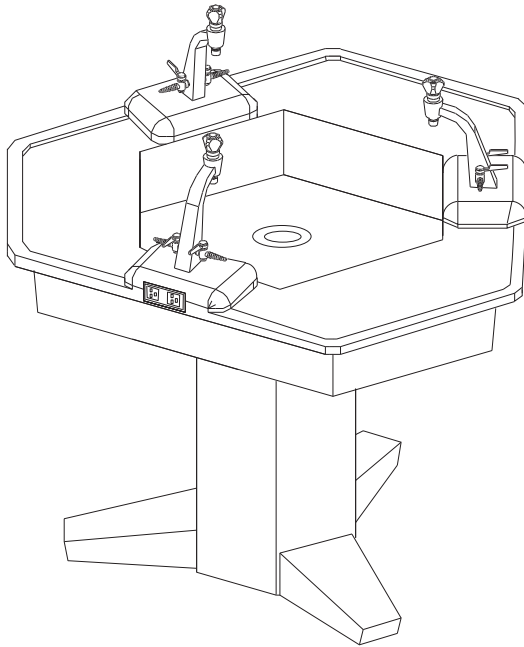
A series of bolt holes in pedestal allows for attaching support structure at various heights to provide finished work surfaces from (32" to 38") - low range (32", 33", 34 1/4"); high range (35", 36", 37" & 38 1/2").

76231 (pictured below) same as 76230 except with Shelresin top and sink instead of fiberglass top.

(Turrets not included.)



76235 - Movable Lab Center

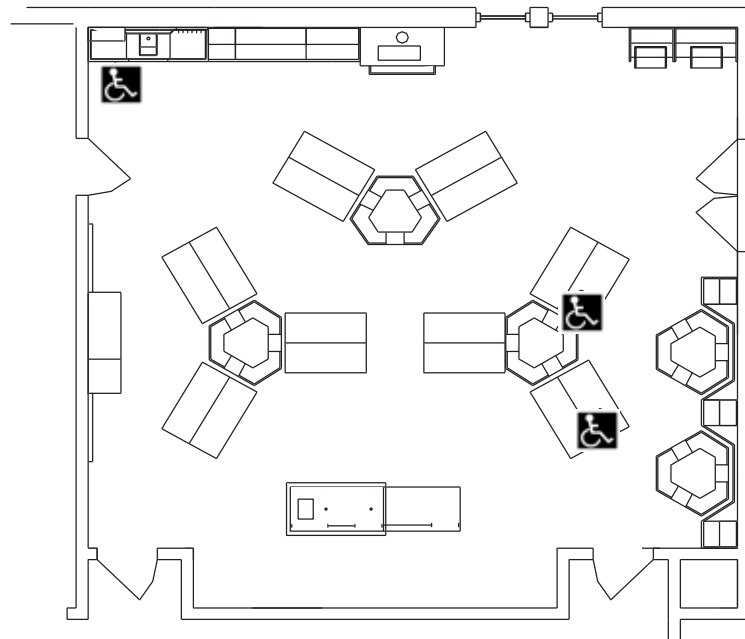


Same as **76230** except pedestal to be hexagonal shaped and to have three leg pedestal base (12 3/4" X 8 5/16" X 5") with non-skid composition bottom leveling glides. Two removable access panels for connection to building mechanical facilities through quick-disconnect fittings and hardware. Work surface height of (36"), height not adjustable.

Note: #76235 Movable Trifacial Lab Center includes quick-disconnect hose assembly with standard connections at top and male and female quick-disconnect connection at bottom for cold water, gas and waste connection only.

Plumbing within superstructure by mechanical contractor connecting all fixtures and terminating in tees which will connect to quick-disconnects. Quick-disconnects will be connected to stubs in the service pit by mechanical contractor. Traps shall be furnished and located below floor by mechanical contractor.

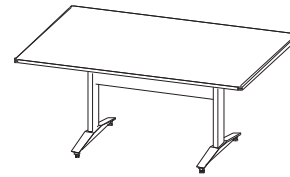
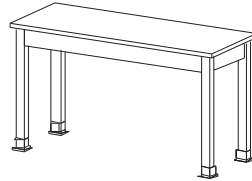
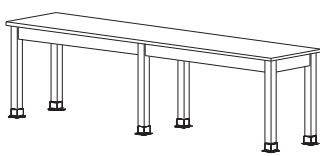
Electrical requirements including quick-disconnects and wiring within superstructure to service pit by electrical contractor. Steel service pit with cover for installation by general contractor available when specified at an adjusted price.



• Student Tables

Student tables are commonly used in a working situation where services are not required or where they can be moved to services provided in wall counters or centrally located workstations. Tables also serve utility and work purposes in laboratory preparation or special project areas. Utility tables are slightly more vibration-resistant and can be fixed to the floor.

Add suffix to catalog number: I - Imprint L - Plastic Laminate R - Shelresin P - Phenolic Resin
 Catalog Number Explanation: EX. - U602430P U = Utility Table 60 = Length 24 = Width 30 = Height P = Phenolic Resin
****Tables available with Imprint Top Option – U542130, U542430, U542136, U542436, P542130, P542430**

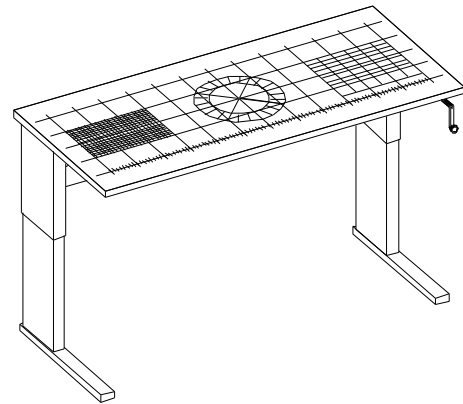


UTILITY TABLES

PEDESTAL TABLES

30" HEIGHT			36" HEIGHT		
NUMBER	LENGTH	WIDTH	NUMBER	LENGTH	WIDTH
U482130	48"	21"	U482136	48"	21"
U482430	48"	24"	U482436	48"	24"
U483030	48"	30"	U483036	48"	30"
U483630	48"	36"	U483636	48"	36"
U542130**	54"	21"	U542136**	54"	21"
U542430**	54"	24"	U542436**	54"	24"
U543030	54"	30"	U543036	54"	30"
U543630	54"	36"	U543636	54"	36"
U602130	60"	21"	U602136	60"	21"
U602430	60"	24"	U602436	60"	24"
U603030	60"	30"	U603036	60"	30"
U603630	60"	36"	U603636	60"	36"
U604230	60"	42"	U604236	60"	42"
U722130	72"	21"	U722136	72"	21"
U722430	72"	24"	U722436	72"	24"
U723030	72"	30"	U723036	72"	30"
U723630	72"	36"	U723636	72"	36"
U724230	72"	42"	U724236	72"	42"
U724830	72"	48"	U724836	72"	48"
(NOTE: TABLES 84" LONG & OVER WILL HAVE SIX LEGS.)					
U842130	84"	21"	U842136	84"	21"
U842430	84"	24"	U842436	84"	24"
U843030	84"	30"	U843036	84"	30"
U843630	84"	36"	U843636	84"	36"
U844230	84"	42"	U844236	84"	42"
U844830	84"	48"	U844836	84"	48"
U962130	96"	21"	U962136	96"	21"
U962430	96"	24"	U962436	96"	24"
U963030	96"	30"	U963036	96"	30"
U963630	96"	36"	U963636	96"	36"
U964230	96"	42"	U964236	96"	42"
U964830	96"	48"	U964836	96"	48"

NUMBER	LENGTH	WIDTH	HEIGHT
P542130**	54"	21"	30"
P542430**	54"	24"	30"
P543630	54"	36"	30"
P602430	60"	24"	30"
P603630	60"	36"	30"
P604230	60"	42"	30"
P723630	72"	36"	30"
P724230	72"	42"	30"
P603636	60"	36"	36"



Adjustable Height 2-Student Table (Top) 54"Length X 24"Width X 23 1/2"-33 1/2" Height	
19920	Plastic Laminate Top
19921	Imprinted Top
19922	Shelresin Top



Specialized Products

- ✧ **Apparatus Panel Program**
- ✧ **Discovery Science / Math Program**
- ✧ **Life Science Centers**
- ✧ **Marine Study Centers**
- ✧ **Earth Science Study Centers**
- ✧ **Bio - Specialties**
- ✧ **Specialized Work Stations**
- ✧ **Sink Stations**
- ✧ **Darkroom Stations**



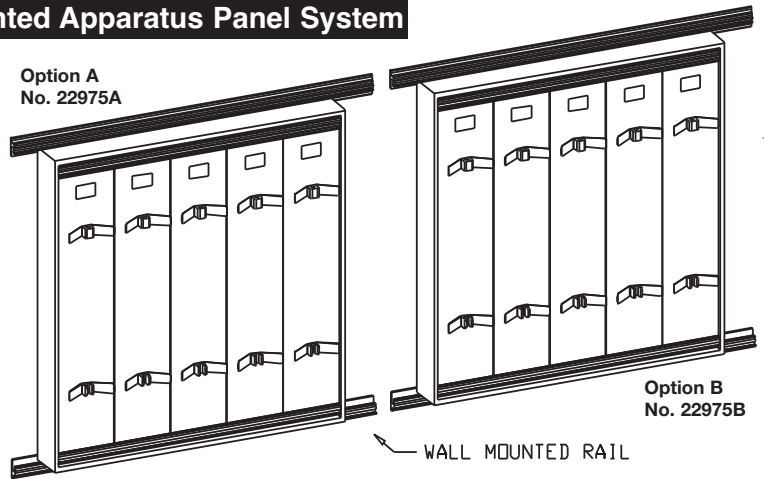
Apparatus Panel Program • Display Centers

The Sheldon Apparatus Panelboard System began in 1965 in response to teachers' request for help with physical science demonstrations and activities. Additionally, teachers were concerned with equipment not being readily available from year to year, day to day, or even period to period. As you can see, the teachers' situation has not changed much in over 30 years.

Initially, Sheldon Laboratory Systems responded by developing 65 panelboards covering seven broad physical science topics: mechanics, heat, electricity, magnetism, matter, light and sound. The first 59 panels were intended for demonstrations by the teacher or student for individual use of students during formal laboratory or project sessions. The greatest virtues of the first panelboards were their easy access and instant availability in demonstrating physical science concepts and establishing relationships of scientific principles between several panels. The six remaining panels were designed for a different functional use. A complete Unit Kit of items was concentrated on a single panel for storage, instant access and easy visual inventory control. In this manner, the Unit Kit panel provided teachers with supplies for several small groups of students or additional supplies for more extensive demonstrations.

Over the years with continued feedback from teachers, Sheldon Laboratory Systems has modified the Apparatus Panel Program to reflect the ever-changing needs of schools, teachers and students. To address the latest need for more physical science demonstrations and hands-on activities for elementary and middle school classrooms, Sheldon developed nine new panelboards which were consolidated from a 15-board system specifically designed for the high school level. The result is a program that combines the original two functional lines of panels to provide teachers with the necessary materials and lesson plans to allow for both demonstrations and activities in the original seven broad physical science topics listed above.

22975A • 22975B Wall Mounted Apparatus Panel System



Size: 52" L x 6 1/2" W x 48 3/4" H

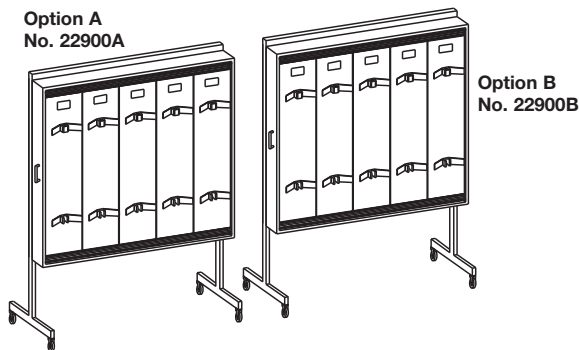
Each wall mounted storage unit holds five apparatus panels. Storage case is mounted on two EC Wall Support Rails.

(No. 22975A)
– Includes Option A Apparatus Panels

(No. 22975B)
– Includes Option B Apparatus Panels

**Wall mounted units are interchangeable with portable storage units.*

22900A • 22900B Single Sided Portable Apparatus Panel System




Size: 52" L x 24" W x 70" H

This unit, similar in design to the Double-Sided System, will hold five apparatus panels.

(No. 22900A)
– Includes Option A Apparatus Panels

(No. 22900B)
– Includes Option B Apparatus Panels

22950 Double Sided Portable Apparatus Panel System



Size: 52" L x 24" W x 70" H

Portable storage unit holds **BOTH** Option A & Option B apparatus learning panels – five on each side of unit.

SPECIALIZED PRODUCTS

◆ Apparatus Panel Program



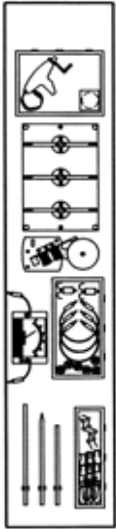
Apparatus Panel Program • Panelboards

– Option A

Panel boards available **ONLY** as set. Individual boards are **NOT** available separately.

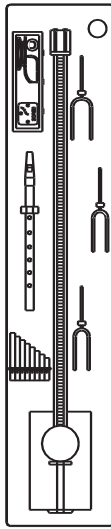
Static & Current
Electricity

(No. 24221)



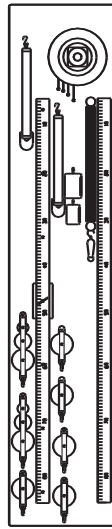
Sound Effects

(No. 24222)



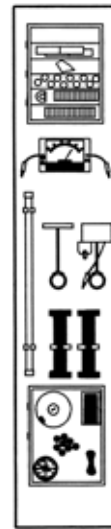
Lever, Wheel &
Pulley System

(No. 24229)



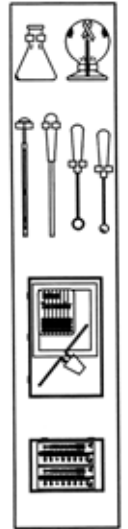
Magnetism

(No. 24230)



Heat Energy

(No. 24235)



– Option B

Panel boards available **ONLY** as set. Individual boards are **NOT** available separately.

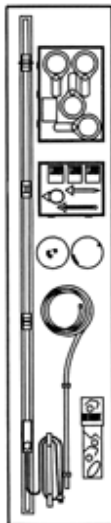
Light, Energy &
Color

(No. 24281)



Light, Lenses &
Mirrors

(No. 24280)



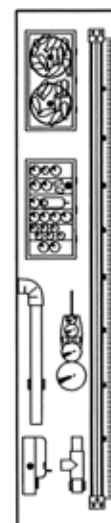
Inclined Plane &
Friction

(No. 24240)



Energy, Forces &
Motion

(No. 24244)

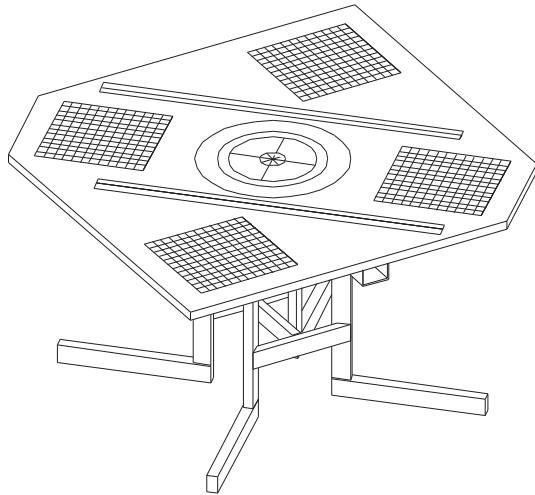


Blank Panel

(No. 24220)

Build
Your
Own
Apparatus
Design.

15000 - Discovery Science / Math Program



The relationship of Science and Math has a new significance in the elementary and intermediate grades. The quality of the learning experience begins with understanding and proceeds to achievement through doing. Skills in organizing, preparing, structuring, manipulating and evaluating can be developed at the work centers by the student within the framework of his own capabilities and under the instructional supervision of the teacher. The student experiences the satisfaction of contributing to his own educational development.

47 1/4" (Length) X 47 1/4" (Width) X 26 1/2" to 36 1/2" (Height - In 2" Increments)

The discovery center will become the nucleus of activities for Science / Math experiences and experiments. The imprints on the top in English and metric provide the mathematical bases for Math and for quantitative treatment of Science. Vertical scales provide the third dimension.

Center includes imprinted work top with square foot/square inch grids; 3-decimeter/centimeter grids; English/metric scales; 360° protractor with clockwise/counterclockwise scales, and extended protractor points. Write-on surface is suitable for soap base crayons and similar markers. Raised edge on top to keep equipment from rolling off and facilitate cleaning up. C-clamp upright rod storage; rods included.

Teacher guidebook (included) initiates a wide range of projects including: measurement, mapping and graphing, astronomy, flight, light, sound, electricity, plantlife & mechanics areas. Discovery Material Kit (included) contains a varied assortment of the materials and apparatus necessary to conduct the experiences outlined in the Teacher Guidebook.

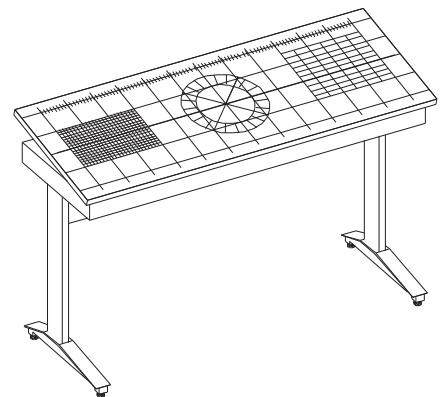
• Motivating Metric Learning Program

• BI-LEVEL PROJECT CENTER

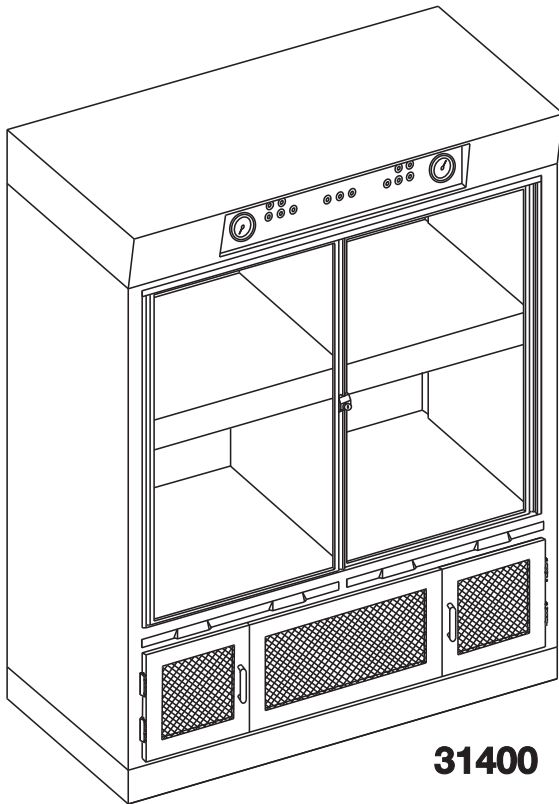
19900	54" Length	20" Width	30"/36" Height - Phenolic Resin Top
19901	54" Length	20" Width	30"/36" Height - Plastic Laminate
19902	54" Length	20" Width	30"/36" Height - Imprint Top

Reading about measurement and science certainly has its place in the curriculum, but it cannot substitute for the excitement experienced by students when they are actively engaged in hands-on activities that provide them the opportunity to manipulate and experiment with real objects. Each of the activities in the Guidebook involved hands-on activities that allow students to make important associations between physical phenomena and the ideas and concepts that are used to represent them. Activities in this educational program include experiences with measuring length, area, volume and mass; graphing; mechanics; astronomy; resonance; sound; optics, magnetism and electricity. The imprinted top is a truly revolutionary concept. It provides a convenient background for visualizing spatial relationships and a permanent, readily available, frame of reference for developing a variety of skills.

Bi-Level Project Centers shall be for (a) two student use, (b) to have secured adjustability, (c) to have four work positions, (d) to be 54" X 20". The basic sitting position for study, lecture, reading and writing is 30" high with level top. The secondary sitting position for reading, art, mechanical drawing and drafting is 30" high with sloping top. The primary standing height position for laboratory, vocational and drawing is 36" high with level top. The secondary standing height position for mechanical drawing, lecture, mapmaking and drafting is 36" high with sloping top. When the top is in the level position, the rail can be set level with the top. The top section is two parts with the upper being movable and adjustable and of 3/4" thick-top material with locking bar mechanism and locking blocks. The lower part is the center frame and encloses the manually operated mechanism, the locking tabs and the resting grooves. All the manually operated mechanisms are securely locked into a rigid position when in use. When the locking bar and locking tabs are engaged, the unit is secured into a single assembly allowing the center to be moved about or lifted off the floor. The locking bar can be operated by one student. The center frame features resting grooves to receive the moveable tops while position changes are to be made. Pedestal leg supports (1 1/8") thick solid hardwood; legs bolted to longitudinal rails and secured to steel base feet; feet are of natural scuff-resistant steel with a tapered design, and are at least (19") long; feet are fitted with leveling guides.



Controlled Environment Center for Plants



31400

Temperature, light and ventilation control available in the Sheldon Climatarium II gives the instructor new freedom in scheduling plant studies. Plant materials are available any time of the year: bulbs, tubers, and cuttings root almost immediately; seedling flow rapidly, basking in a light, which knows no season.

Climatarium II offers an opportunity to explore the behavior of plant life on a scope never before possible in the classroom. It creates any climate, season and time of the day the instructor sets for it. In addition, a reflective coating on the glass door offers a view of the interior while blocking out most of the room light so it will not interfere with the light and dark cycles in the unit. Plant and animal subjects respond accordingly, and such studies as photosynthesis, transpiration and respiration, germination, incubation and phototropism are feasible with Climatarium II.

The versatile control system lets the instructor set the conditions he desires without interference or disruption. The handicaps of vacation periods, weekends, and erratic day and night temperatures are eliminated. Light timers, thermostat, fan switch for air circulation, and switches to control the light in the various sections, are behind a clear plastic cover, which can be locked.

31400 • 31405 - Climatarium II

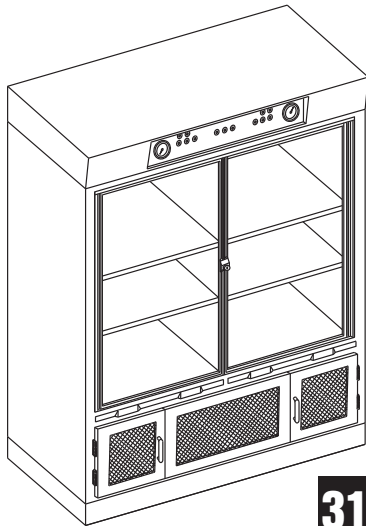
56" (Length) X 27" (Width) X 74" (Height)

(Note: 31405 same as 31400; except mounted on heavy-duty casters and fully finished tackboard back. Ducting to outside not required.)

Finished oak hardwood exterior. Top superstructure of steel with baked synthetic finish. Top removable for access to wiring. Interior finished in white is divided vertically into two compartments with steel top and ends. Ends contain integral shelf supports on (3") centers and perforated to assure even air circulation regardless of shelf location. Two watertight stainless steel pullout debris trays at bottom are easily removed for cleaning from the front without disturbing interior conditions. Two sliding glass doors with reflective coating block out 90% of light coming in without blocking the view of interior. Two cupboard storage compartments (for plant food, soil supplies and utensils) and one vented compartment are in base. Four steel light/plant trays; two adjustable (4") high. Top side is watertight and underside fitted with four 20-watt Gro-lux lamps and four Visible Range lamps (red, blue, green and yellow); each switched to control series of on - off positions.

Superstructure contains lighting for sixteen 20-watt Gro-lux lamps and sixteen Visible Range lamps. Switches in instrument panel control all lamps. Switches on instrument panel control master circuit breaker switch, temperature from ambient up to 38°C (+/- 1°, ambient based on 22°C), lighting and blower. Two photoperiod-programming timers permit setting for each 10-minute interval of light or electrical service for each 24-hour cycle. Lighting switches for manual timer operation and four indication lights. Hinged instrument panel is transparent Plexiglas. Sliding glass doors and instrument panel provided with locks. Positive ventilation is insured by integral blower and two (3") diameter duct stubs. Blowers provide four air changes per minute. Provided with one project book with instruction material for instructor and student. Ducting to outside required.

Controlled Environment Center for Animals



These centers eliminate the need for a separate animal room and let animals be housed in the classroom under observation without disturbing odors. Temperature control makes possible experiments on metabolic rates, forced hibernation, life cycles and many other processes. Locks on control panel and on doors prevent tampering. Food supplies and experimental equipment can also be stored in the unit. Reflective coating on glass doors, which blocks out 90% of the light from the classroom and permits nocturnal animals to be studied, can be included, when specified, at an adjusted price.

31430 • 31435 • 31440 - Animal Study Center

56" (Length) X 27" (Width) X 74" (Height)

Note: 31435 same as 31430, but vents into room and includes specially formulated activated charcoal filter and dust filter, both easily accessible for servicing.

Ducting to outside not required.

31440 same as 31435, but mounted on heavy-duty casters and fully finished tackboard back. Ducting to outside not required.

Finished oak hardwood exterior. Top superstructure of steel with baked synthetic finish. Top removable for access to wiring. Interior steel top and ends finished in white. Ends contain integral shelf supports on (1 1/2") centers and perforated to assure even-air circulation regardless of shelf location. Watertight stainless steel pullout debris trays at bottom are easily removed for cleaning from the front without disturbing interior conditions. Removable mesh bottom and three adjustable plated wire shelves. Two cupboard storage compartments (for food & bedding) and one vented compartment are in base. Two sliding glass doors and instrument panel cover provided with locks. Switches on instrument panel control master circuit breaker switch, lighting and blower. Hinged instrument panel cover is transparent Plexiglas with lock. 40-watt fluorescent lamp housed in top. Positive ventilation is insured by an integral blower and (3") diameter duct stub to vent outdoors. Blower to provide four air changes per minute. Contact rating 1,000 watts total heater load. Ducting to outside required.

31450 • 31455 • 31460 - Aviary / Wildlife Center

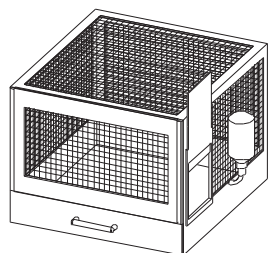
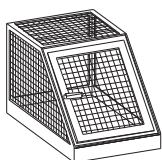
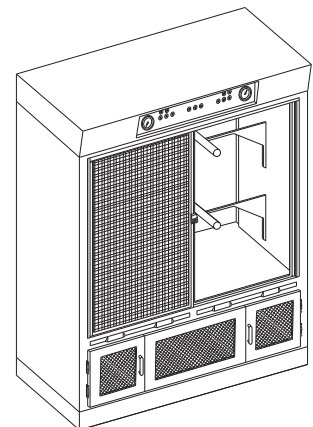
56" (Length) X 27" (Width) X 74" (Height)

Note: 31455 same as 31450, but includes charcoal and dust filters. Ducting to outside not required.

31460 same as 31450, but mounted on heavy duty casters and fully finished tackboard back.

Ducting to outside not required.

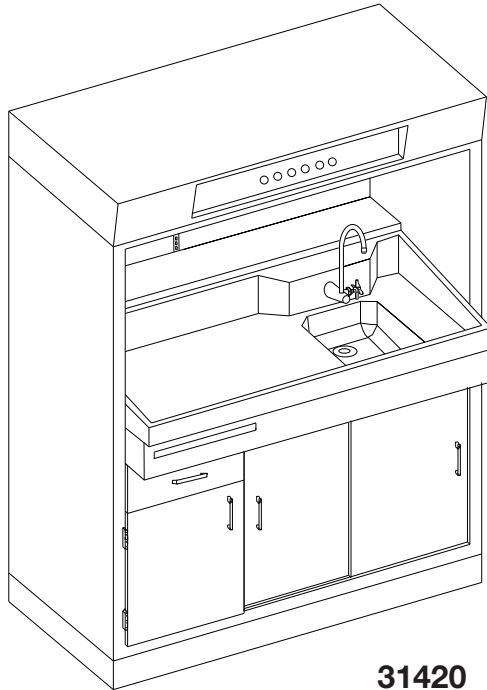
Same as Animal Study Center except wire shelves deleted and one sliding door is fitted with a removable screen that has two access openings to prevent inadvertent opening of unscreened side. Two adjustable bird perches are included. Ducting to outside required.



87140 - Aviary / Wildlife Cages

Optional set of cages with end openings specially designed for the Aviary/Wildlife Center. Includes eight cages (15" X 9" X 9") and two (18" X 19" X 14").

31420 • 31425 - Biological Services Center



31420

The Biological Services Center is a complete workstation in the biology lab, especially for messy, malodorous or potentially dangerous biology exercises. Exhaust ventilation, gas, air, germicidal lamps, water and slanted rinse-away counter make it ideal for many experiments that do not fit well elsewhere in the laboratory. It can also be an individual study carrel for biology or biochemistry course.

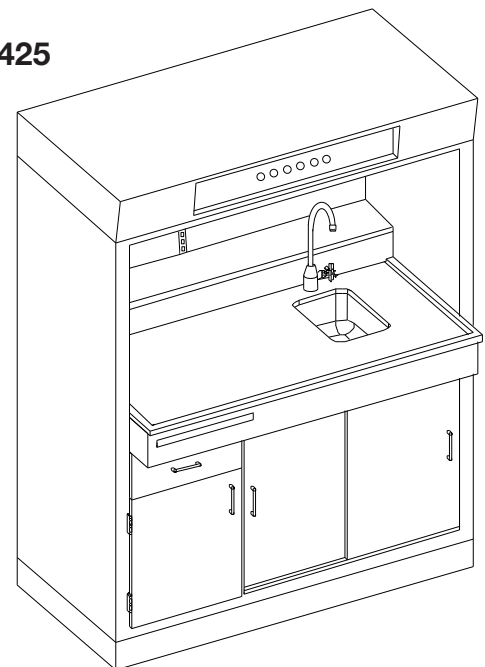
56" (Length) X 33" (Width) X 74" (Height)

Finished oak hardwood exterior. Top superstructure of steel with baked synthetic finish. Top removable for access to wiring. Interior and side walls of white plastic laminate. Fluorescent lighting, duplex electrical outlet and protected germicidal lamp are incorporated in the top. Control panels contain master circuit breaker and switches for exhaust blower and germicidal lamp. Twilight color one piece rinse-away sink is (3") high of reagent resistant reinforced polyester material with raised edges, rounded corners, and integral (17 5/8" X 12" X 5") sink with (1 1/2") outlet and stopper. Trap is included. Formed so all points drain to outlet.

STANDARD FEATURES -

- One Gooseneck cold water fixture.
- One pull-board (36") provides (21" X 15") surface for microscope or balance.
- One drawer (14 1/2" X 18" X 8") I.D. offers space for books, worksheet or utensil.
- One cupboard with removable waste bin.
- Double door cupboard.
- One adjustable glass shelf (5" X 24").
- Back ledge is (3/4") thick Shelresin, runs full length of interior and is (9") wide for storage of beakers and flasks.
- Blower located in superstructure provides approximately (40 linear feet) exhaust velocity through face opening, more than enough to vent odors and smoke to the outdoors.
- Disposal unit furnished with sink, when specified, at an adjusted price.
- Ducting to outside required.

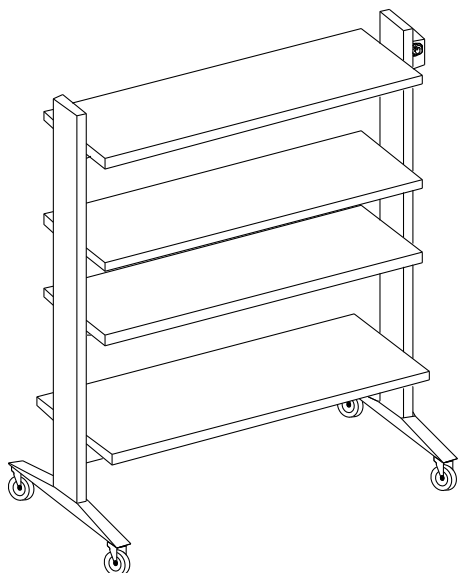
31425



56" (Length) X 33" (Width) X 74" (Height)

Note: 31425 same as 31420; but worktop is (1") Shelresin, (31") wide with raised edge. Sink is Shelresin (14" X 10" X 6"). Disposal unit furnished with sink when specified, at an adjusted price. Trap is included.

31120 • Porta-Plant® Study Center



56" (Length) X 28" (Width) X 71" (Height) Overall

Note: Needs electrical source.

Illuminated, time controlled unit that makes possible a variety of plant growth projects. Caster mounted; can be wheeled anywhere.

Includes (14) plastic growing trays each (19 3/4" X 6 1/4" X 3"). Two plant shelves are framed angle steel.

Light fixture over each shelf is adjustable for height and takes (4) four 40-watt Gro-lux or "white" fluorescent lamps (Gro-lux lamps included). Top of fixture has rim and serves as auxiliary shelf for supplies provided with two photo-period programming timers permitting settings for each 15-minute interval of light for each 24-hour period.

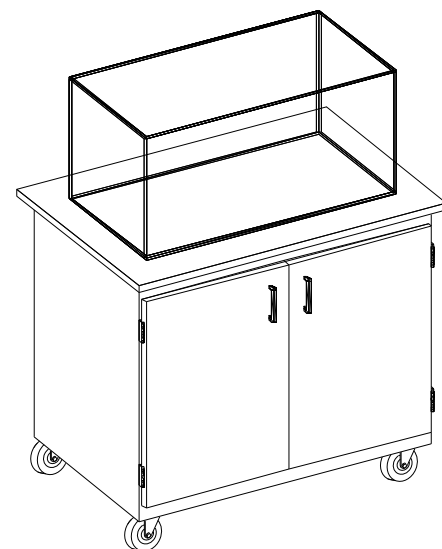
Hardwood uprights are pinned and bolted to cast steel feet with wide casters to reduce wear to floor-covering and to provide easy mobility.

Provided with one project book with instructional material for instructor and student.

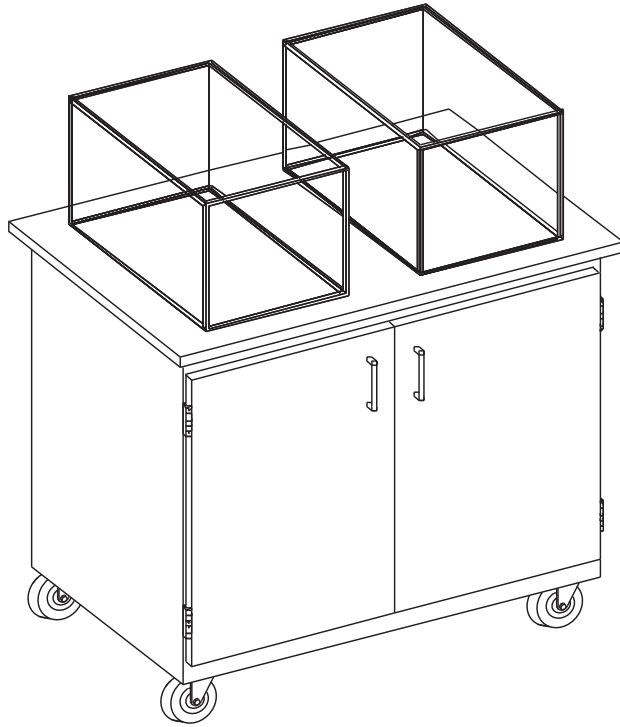
31260 - Marine Study Center

37" (Length) X 24" (Width) X 35" (Height to Countertop)

30-Gallon Capacity Tank (30" X 16" X 16"). Shelresin countertop, (37" X 24" X 1"). Base unit is #39860 transport. Hinged doors.



31270 - Marine Study Station



37" (Length) X 24" (Width) X 36" (Height) to Countertop

Two tanks each with (10 Gallon) capacity (20" X 12" X 12"). Countertop is Shelresin (37" X 24" X 1"). Base unit is #39860 transport. Hinged doors.

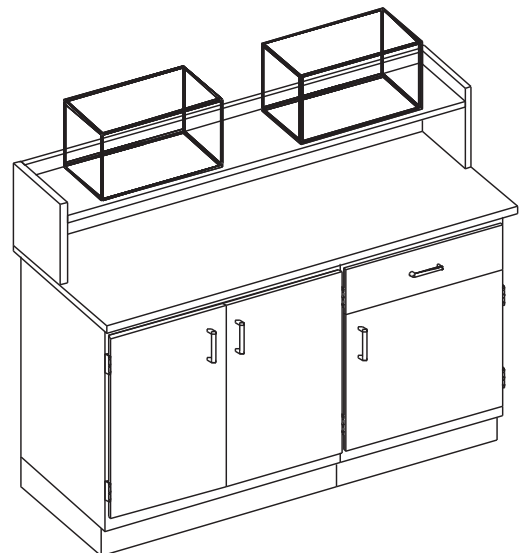
Dual tanks permit separation of species and simultaneous handling of several kinds of marine life. Mobility of unit makes it unnecessary to lift tanks in order to move them to presentation or service areas.

31280 - Marine Study Center

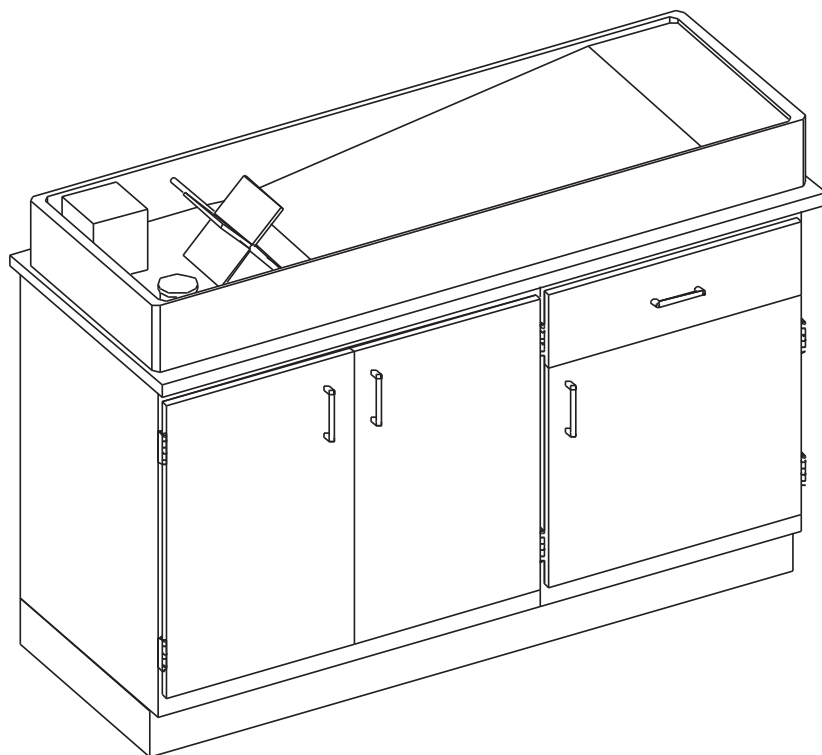
61" (Length) X 24" (Width) X 36" (Height) to Countertop

Note: Needs electrical source.

Two tanks each with (6 Gallon) capacity (18" X 10" X 10"). Unit includes one bottle shelf assembly, one #B353622-100 and one #B243622-400 cupboard, each with an adjustable shelf. (1") Shelresin top.



31480 - Earth Science Study Center



A complete land form simulation system. Provides the model for the study of erosional changes and deposition of sediment, the life of streams, deltas, distributaries, sand bars and their influence on surrounding ground can be examined in detail.

Measurement and time studies enable students to understand the many factors acting in increasing or decreasing the rate of erosion.

61" (Length) X 24" (Width) X 42" (Height) Overall

Note: Needs electrical source.

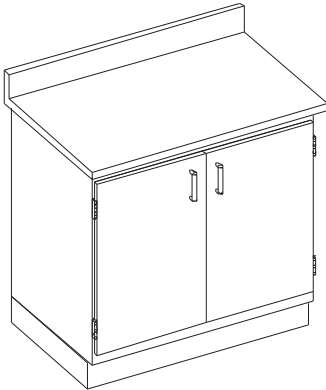
Center of formed plastic with all corners covered and with lower end forming the lake area for water depths up to (2 1/2"). Clear acrylic contour map grid (24" X 25 1/2") and marked with (2") squares. Plastic laminate form fits into the lake area which enables flooding conditions and permits the drawing and studying of contour maps. Sedimentation Chambers (48" X 12" X 1 1/2") permit the admission of sediments by means of an inclined trough. One wall of the Chamber is marked with a 50mm grid for measurements. Crustal Stress simulator (35 1/2" X 13 1/4" X 3") makes possible the study of the effects of crustal folding on stream erosion. Rainfall Simulator makes the study of realistic water effects. Countertop is (1") Shelresin.

Bio-Specialities

In order to provide an efficient and stimulating environment conducive to learning and understanding, a wide variety of activities must be offered within the laboratory classroom.

Storage and specialized supporting equipment must be easily accessible, usable & efficient.

31370 - Plant Preserving Cabinet



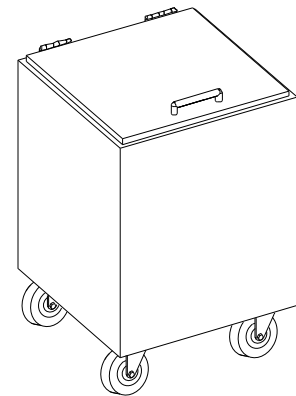
35"Length X 22"Width X 34 3/4"Height

Water-resistant construction with adjustable mesh shelves and galvanized pan bottom.

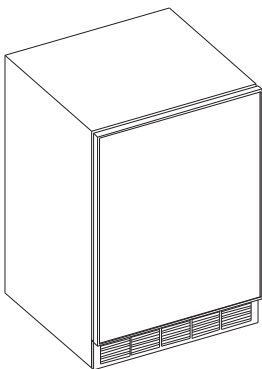
33802 - Soil Cart

16"Length X 16"Width X 23 1/2"Height

Fully enclosed hardwood exterior with metal-lined, watertight interior, metal-lined hardwood top with heavy-duty hinges and swivel casters.



87150 - Undercounter Refrigerator with Freezer

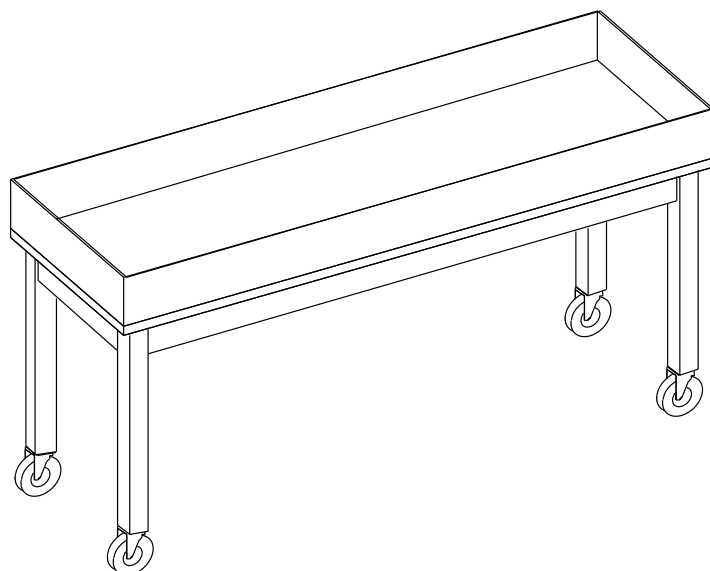


23 7/8"Length X 21 13/16"Width X 34 1/2"Height

Refrigerator offers the largest possible storage capacity of any undercounter built-in. Also designed for eye level or freestanding installation. Freezer compartment holds eight trays or (27 lbs.) of frozen material. Indoor storage and adjustable shelves make maximum use of space. Features (6.7 cubic feet) capacity and foamed in place polyurethane insulation.

31100 - Germination Center

72" (Length) X 24" (Width) X 36" (Height)

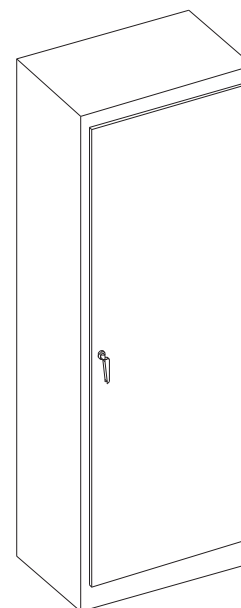


Growing bed is (71 1/2" X 21 1/2" X 4") I.D. with (1") slate bottom fitted with drain and all four sides glazed with (1/4") clear plate glass. One #74240 fiberglass tote tray is attached underneath top. Center features bolt-reinforced, solid hardwood legs with rubber swivel casters.

31375 - Herbarium Case

29 1/4" (Length) X 18 3/4" (Width) X 84 1/8" (Height)

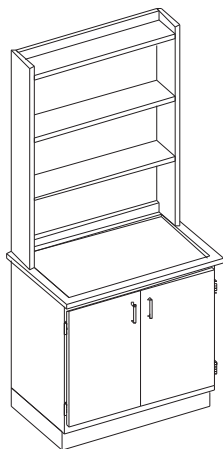
All metal double wall construction, creating an airtight case for the proper and permanent protective storage of Botanical specimens. Twenty-six openings, each (12 5/8" X 17 1/2" X 5 7/8"). Three point locking mechanism assures total contact and sealing of the door. Insect proof polyurethane seal. Air space at rear and front of shelves. Two Fumigant compartments are built into the inside of the double wall door. Paracentive key lock, not keyed to other locks. Available in Olive Green only.



SPECIALIZED PRODUCTS

◆ Specialized Work Stations

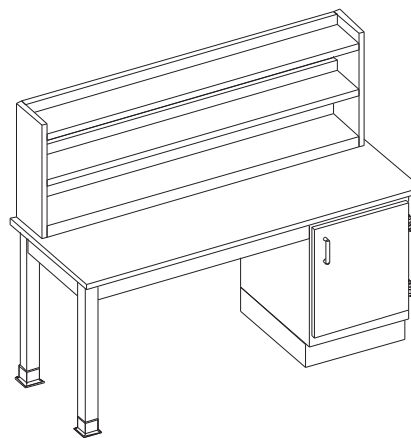
28745 - Reagent Dispensing Station



37"Length X 24"Width X 36"Height (To Countertop)

Shelresin top, with raised edge. Shelf assembly is (48") high, has three fixed Phenolic Resin shelves each (8") wide with acid resistant finish. Base includes one cupboard base cabinet including one adjustable shelf with acid resistant finish.

31070 - Potting Station

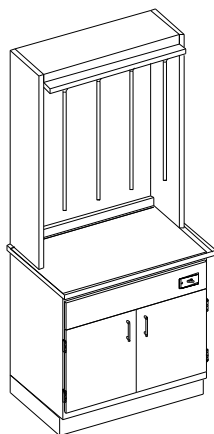


31060 - Same as 31070, but without soil carts.

61"Length X 24"Width X 29"Height

Top is Phenolic Resin (1") thick with (2") high back retaining curb. Shelf assembly (21") high, has two fixed hardwood shelves (8") wide. Base includes one cupboard cabinet and heavy duty, bolted open frame end section to accept two #33802 soil carts.

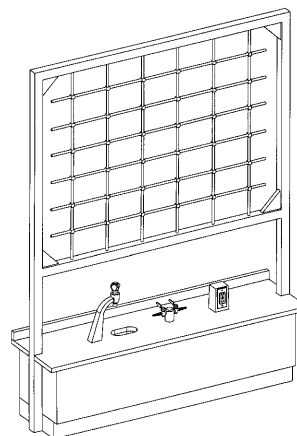
28768 - Titration Station



37"Length X 24"Width X 36"Height

Efficient, industrial laboratory quality. Reagent shelf is (35" X 15 11/16" X 30 1/2") with four (3/8") diameter aluminum burette rods. Two fluorescent bulbs are located just below the counter with 1/4" translucent white glass on top. Includes one base cabinet, two 30-watt fluorescent lamps and fixtures, and one light switch. (1") Shelresin top.

Setup Rack Station



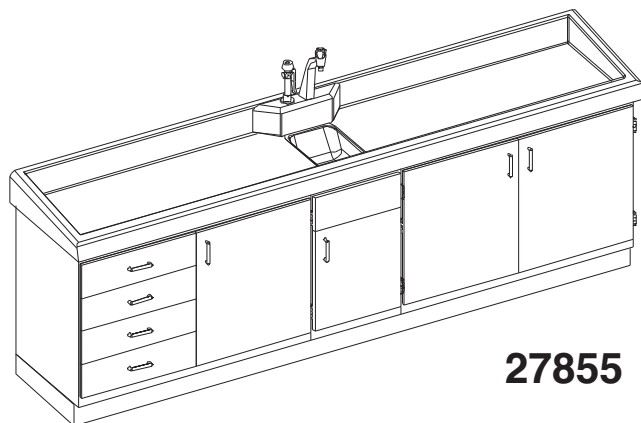
28800 - 47"Length X 17"Width X 18"Height

28810 - 53"Length X 17"Width X 18"Height

28820 - 62"Length X 17"Width X 18"Height

For extensive assemblies of chemical glassware and apparatus. Counter is (18") high of Shelresin. Rack is (84") high with tubular supports and (1/2") diameter aluminum cross rods. Has (3") resin cup sink, one Unicast cold water fixture and one double gas fixture. Front panel removable for access to plumbing. Trap not included.

Rinse Away Stations



27855

Clean up facilities are the focal point of many activities in the laboratory. They must be of materials, sizes, and designs able to perform a variety of functions: clean up, water supply for preparing solutions, and an area for soaking brushes and tools. To meet these needs as well as the special requirements of the individual classroom, Sheldon offers a variety of sink facilities including rinse away counters, island sink centers and cabinet sinks. Sheldon Rinse Away counters provide a long sloped counter, integral sink, raised edges and coved corners to retain spilled materials and liquids. Ideal for plant and animal preparations that are messy. The top assembly is all one piece of

fiberglass reinforced polyester with high alkali and abrasion resistant surface.

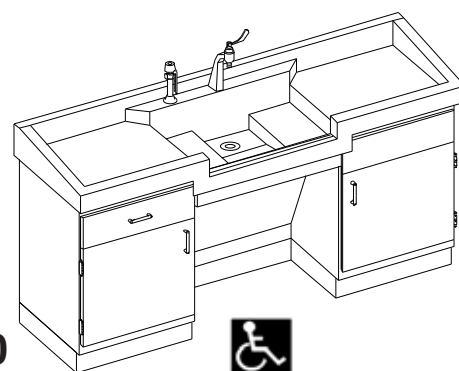
27855 - Rinse Away Stations with Center Sink

114"Length X 24"Width X 36"Height (To Countertop)

27850 - Same as 27855, except (29") High; base includes one three-drawer cupboard cabinet, one sink cabinet, and one cupboard cabinet.

Top is (114" X 24") with integral sink (18" X 12" X 5") I.D., with (1 1/2") sink outlet and stopper. Base includes one four-drawer cupboard cabinet, one sink cabinet, and one cupboard cabinet. Services include one Unicast cold water fixture & one hand-held eyewash. Trap not included.

27820 • ADA Rinse Away Sink Station



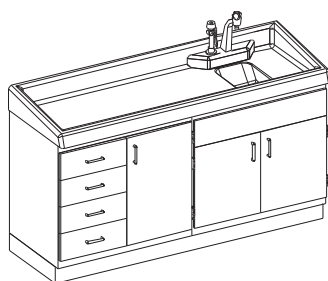
27820



80"Length X 24"Width X 36"Height (To Countertop)

Top is (80" X 24") one piece molded fiberglass with integral sink, continuous raised edges and coved corners. Sink assembly is provided with bi-level work surface to meet "ADA Guidelines for Wheelchair Accessibility." Unit consists of one base cabinet, one sink cabinet and a removable center panel-providing access to services. Services include one Unicast cold water fixture with wrist blade handle and one hand-held eyewash. Trap not included.

27875 - Rinse Away Stations with End Sink



70 1/2"Length X 24"Width X 36"Height (To Countertop)

Similar to #27855, except sink is located at right. Base includes one four-drawer cupboard cabinet and one sink cabinet. Trap not included.

27870 - Same as 27875, except (29") High. Base includes one three-drawer cupboard cabinet & one sink cabinet.

27865 - Same as 27875, except sink is located at left.

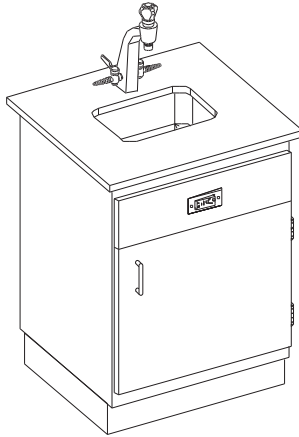
27860 - Same as 27870, except sink is located at left.

SPECIALIZED PRODUCTS

◆ Sink Stations



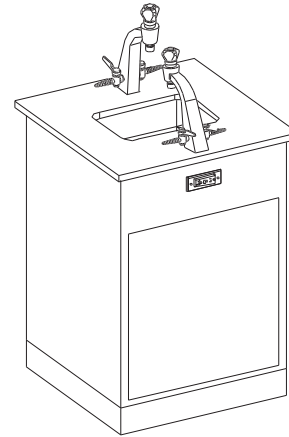
75340 - Sink Station



26" Length X 24" Width X 36" Height

Top is (1") Shelresin with Shelresin sink (14" X 10" X 6") I.D. One Unicast combination cold water and gas fixture and one GFI duplex electrical outlet. Base cupboard finished on all four sides for island installation. Trap not included.

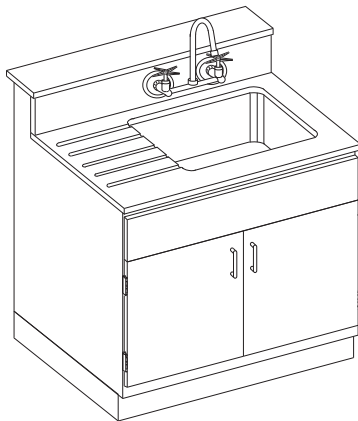
75410 - Sink Station



24" Length X 24" Width X 43" Height

Top is (1") Shelresin with Shelresin sink (14" X 10" X 6") I.D. Two Unicast combination cold water and gas fixture and two GFI duplex electrical outlets. Base cupboard finished on all four sides for island installation. Trap not included.

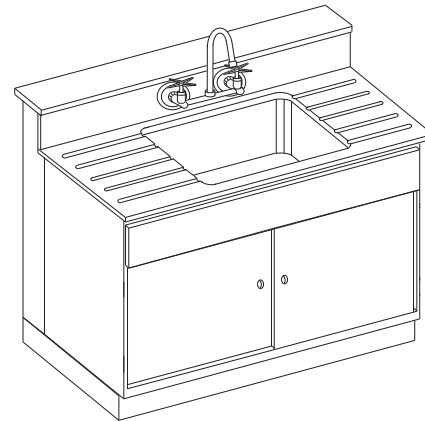
75600 - Sink Station



37" Length X 30" Width X 36" Height (To Countertop)
75605 - Same as 75600, except sink is at left.

Sheldon sink stations provide ample work area as well as wide and deep basins. Drain boards and splashback are of (1") thick Shelresin, with resin sink. Services include one hot and cold water fixture. Trap not included.

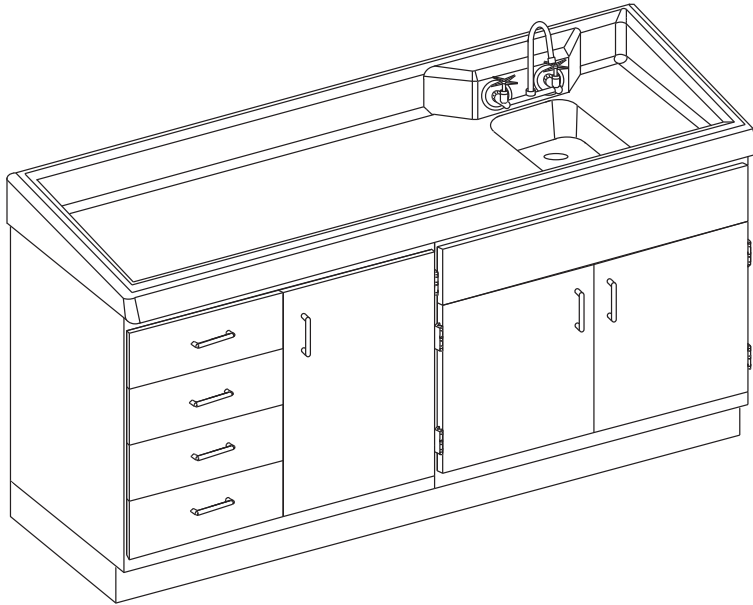
75610 - Sink Station



49" Length X 30" Width X 36" Height (To Countertop)

Same as 75600, except (49") long, and cabinet has sliding doors and sink in center.

27890 - Darkroom Station



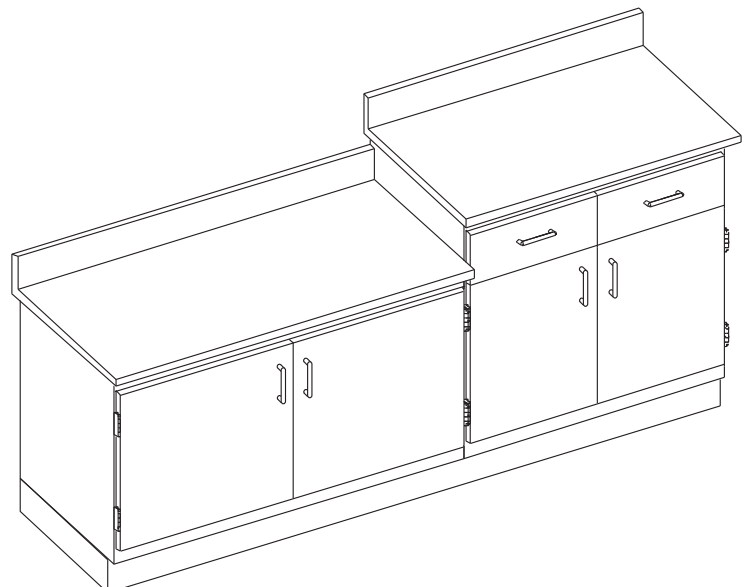
**70 1/2" (Length) X 24" (Width) X 36"
(Height To Countertop)**

Smooth, stain-resistant fiberglass reinforced polyester top (70 1/2" X 24") with integral sink (18" X 12" X 5") I.D. (1 1/2") sink outlet and stopper; sloped counter, raised edges all four sides and covered corners. Base cabinets include one sink cabinet and one four-drawer cabinet. Services include one hot and cold water fixture. Trap not included.

29100 - Dry Processing Photographic Station

**84" (Length) X 24" (Width) X 29" / 36"
(Height To Countertop)**

For enlarging, cropping, trimming, printing, mounting, etc. Black (1") Phenolic Resin top to accommodate enlargers and other instruments and apparatus used at this station. Drawers permit storage of light sensitive materials, but are **NOT** light proof.






Safety Equipment

- ✧ **Safety Centers & Eye Washes**
- ✧ **Safety Glass Cabinets**
- ✧ **Acid & Chemical Storage**

66100 • 66105 - Safety Center

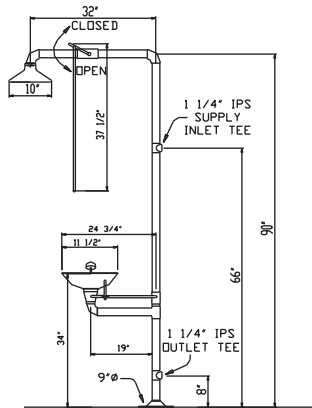


35"Length X 21 5/8"Width X 85"Height

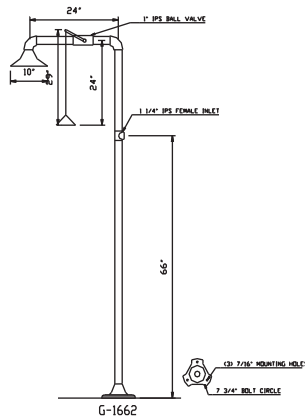
Safety center fitted with overhead shower and standard eye wash fountain. ADA accessible.

#66105 non-ADA version available.

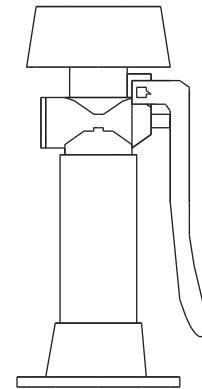
Eye Washes



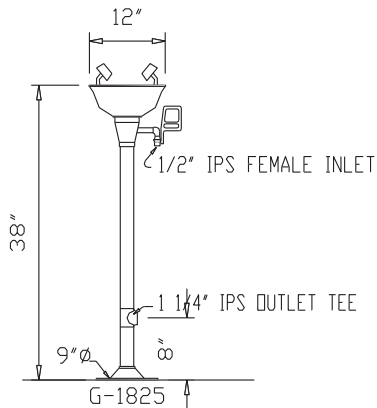
GBF-1909
ADA Overhead Shower & Eyewash



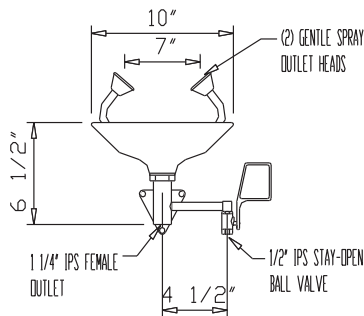
G-1662
Overhead Shower



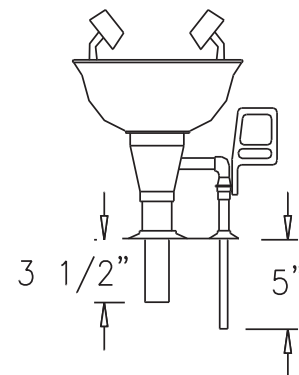
G-5020
Hand Held Eye / Face Shower



G-1825
Floor Mounted Eyewash

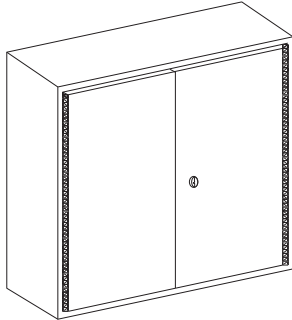


G-1814
Panel Mounted Eyewash



G-1822
Deck Mounted Eyewash

31170 - Safety Glasses Cabinet



24 1/2"Width X 9 1/2"Depth X 32"Height

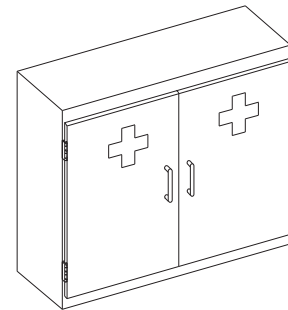
Note: Needs electrical source.

24 gauge white enameled steel cabinet with steel interior features (8) removable wire racks; each rack accommodates (6) pairs of safety glasses or (5) pairs of goggles. Automatic timer controls lamps. Lock included. Goggles and glasses not included.

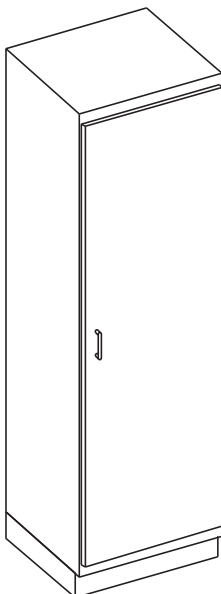
66109 - First Aid Cabinet

35"Width X 12"Depth X 30 1/2"Height

First aid cabinet with two adjustable shelves. Doors of white Melamine materials with Red Cross applied.



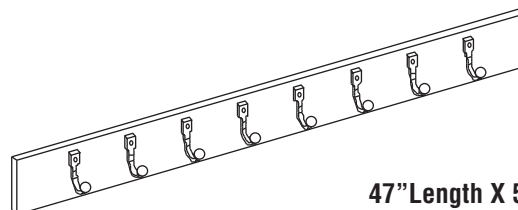
68330 - Apron / Smock Storage Cabinet



24 "Width X 22"Depth X 82"Height

Storage case with one 24-hook pullout carrier, one fixed shelf.

73826 - Apron Rail



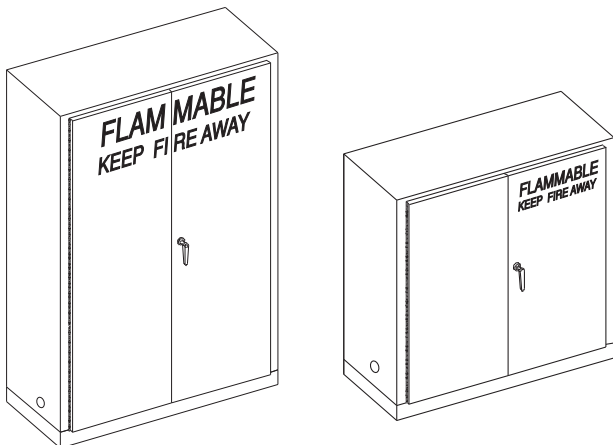
47"Length X 5"Height

Hooks for storage of aprons.

SAFETY EQUIPMENT

❖ Acid & Chemical Storage

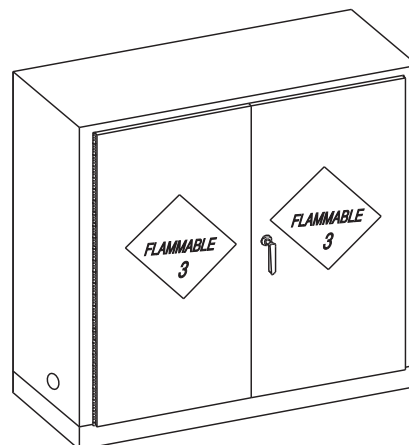
25100 • 25200 - Flammable Chemical Storage Cabinet (Metal)



25100 • 43" Length X 18" Width X 65" Height (45 Gallon Capacity)
25200 • 43" Length X 18" Width X 44" Height (30 Gallon Capacity)

Cabinets double wall construction throughout with (1 1/2") insulating air space between inner and outer walls; hinged doors with 3-point latch & lock; two adjustable shelves with reinforced galvanized steel; (2") deep, pan-type bottom; screened flame arrestor vent on each side & threaded to accept (2") standard pipe. Finish is bright, safety yellow and labeled in red "Flammable Liquid-Keep Fire Away." Cabinets comply with National Fire Protection Association's Combustible Liquid Code 30 and L.S.H.A. safety requirements.


SC7131 - Flammables Storage Cabinet (Wood)



43" Length X 18" Width X 44 3/4" Height (45 Gallon Capacity)

Constructed of (1") thick high-density plywood; cabinet joints rabbeted for extra strength; continuous piano-type hinge on door; cabinet floor constructed as a liquid-tight trough to retain spillage; (1) variable position shelf mounted on metal shelf standards and supports; provided with lock and 2 keys (all hardware corrosion resistant); finished with yellow epoxy paint (inside & out), and 10" X 10" hazard label. Cabinet complies with all O.S.H.A. and National Fire Protection Association standards.

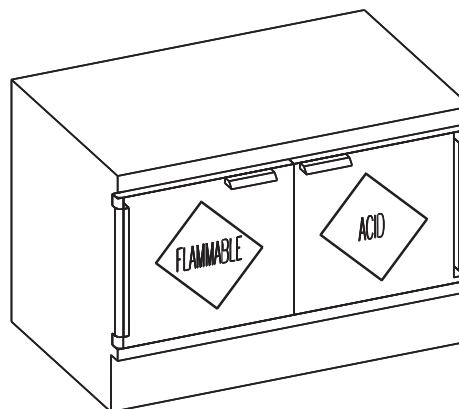
SC8051 - Acid Storage Cabinet (Wood)



31" Length X 20" Width X 36 1/2" Height

Entirely constructed of (1") thick high-density, 9-ply plywood. Top recessed to include liquid-tight polypropylene tray. Tray will hold 3 gallons of spilled liquid and can be used as a dispensing area. Interior FULLY lined with polypropylene. All polypropylene (.125") thick. Cabinet floor constructed as a liquid-tight trough to contain spillage. Interlocking wooden door assembly; one fixed position shelf. Any and all fasteners used are plastic, including nylon screws. Polypropylene lock assembly with padlock and 2 keys furnished for cabinet. Bottle capacity: (30)-5 pints or (90)-1 pint. Meets all O.S.H.A. and National Fire Protection Association standards.

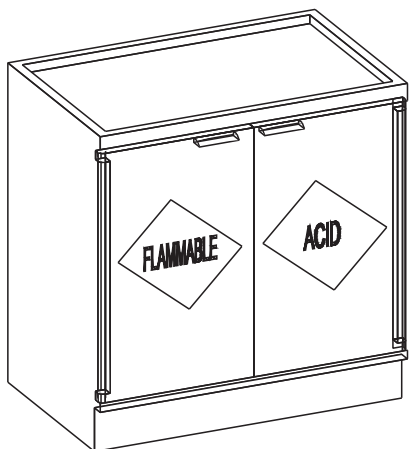
SC9041 - Combination Acid / Flammables Cabinet (Wood)



31" Length X 14 1/2" Width X 17" Height

Cabinet constructed of (1") thick high-density, 9-ply plywood. Two separate and isolated compartments for separate storage of flammables and acids. Each compartment constructed to provide a liquid-tight trough to hold accidental spills. Polypropylene acid compartment lock with padlock and 2 key furnished. Flammables compartment provided with a separate lock. Natural wood stain with Super Chem-Tuff® finish. 4" acid and flammables label permanently mounted on each compartment door. Bottle capacity: Acid (4)-5 pints or (16)-1 pint; Flammables (5)-1 gallon or (16)-1 pint. Meets all O.S.H.A. and National Fire Protection Association standards.

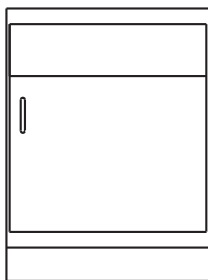
SC4236 - Sheldon Acid / Flammable Storage Cabinet



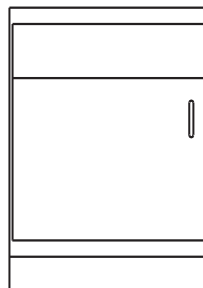
35" Length X 22" Width X 35 1/2" Height

Storage cabinet is actually two cabinets in one. Acid side features wooden hinge assembly; polypropylene hasp assembly; interior fully lined with polypropylene; 10" corrosive label for easy identification. Flammables side features continuous metal hinge; metal lock assembly; adjustable shelf; 10" flammables label for easy identification. Cabinet is finished with chemical resistant paint.

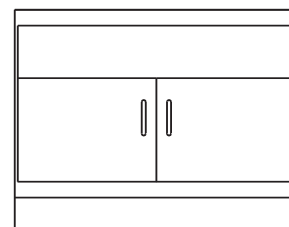
Fumehood Acid Storage Cabinets • Metal



F243622-100 24"W

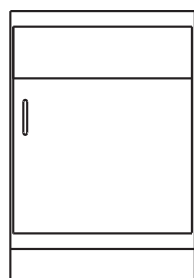


F243622-101 24"W

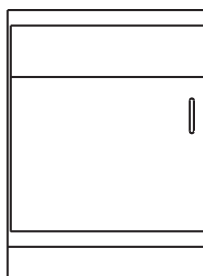


F293622-200 29"W
F353622-200 35"W
F473622-200 47"W
F583622-200 58"W

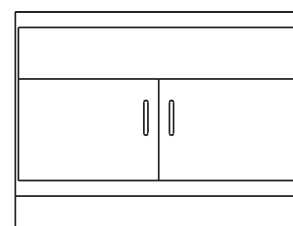
Fumehood Solvent Storage Cabinets • Metal



F243622-120 24"W



F243622-121 24"W

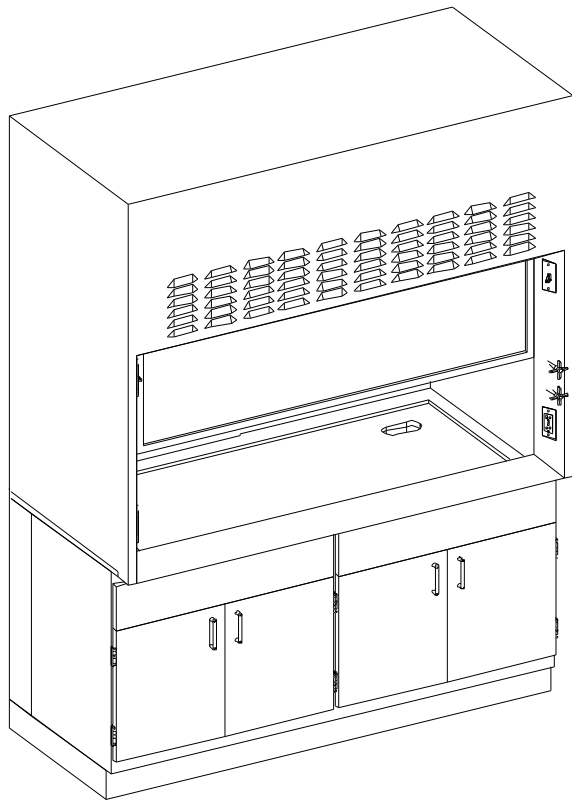


F293622-240 29"W
F353622-240 35"W
F473622-240 47"W
F583622-240 58"W



Fumehoods

- ✧ **Specialty Hoods**
- ✧ **Bench-Type Hoods**
- ✧ **ADA Fumehoods**
- ✧ **Mechanical Detail Information**

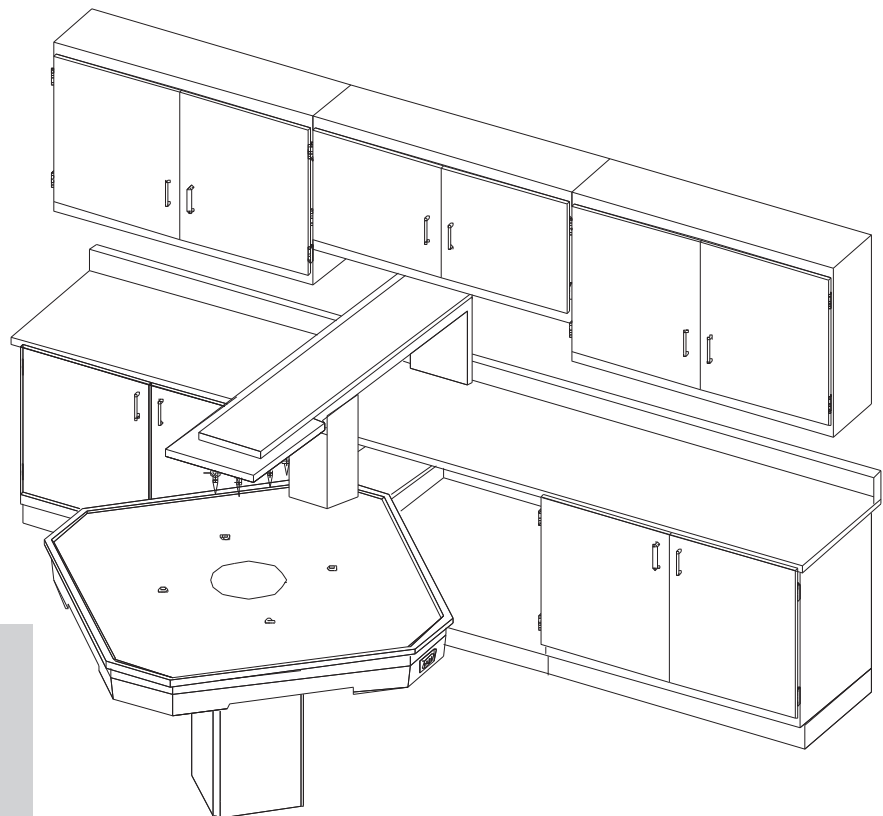
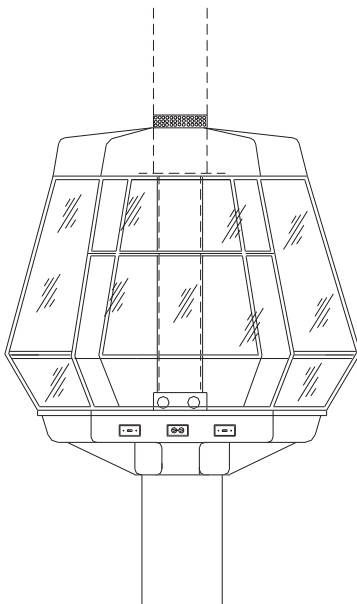


The **FUMEHOOD** is one of the most important items of technical equipment in the laboratory, and should be chosen very carefully. The design must relate correctly to the type of work to be performed in order to provide adequate service and insure safety for all personnel.

In planning the size and number of hoods, one must consider both the work and the availability of air to be exhausted. The hood cannot operate to maximum capacity if it is starved for air. Insufficient air supply can also affect the total environment of not only the laboratory, but adjacent areas of the entire building.

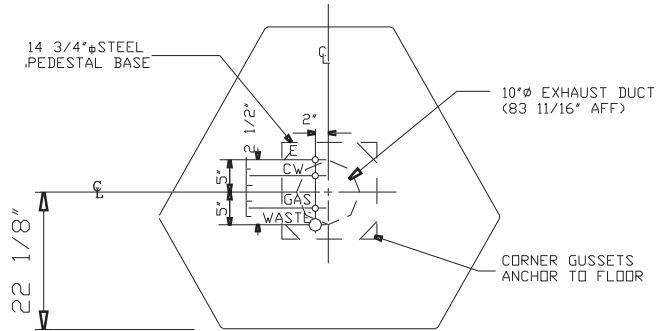
Making these determinations requires knowledge and experience in hood air efficiency; supply and exhaust balance; duct and blower capacity; air movement characteristics; limitations of a system; and potential pollution problems with the laboratory as well as outside the building.

While every job is different and necessitates separate consideration, experience does recognize similarities, which can be applied in many instances. Sheldon personnel have the expertise to help you select the fume hood system most suited to your individual laboratory situation.

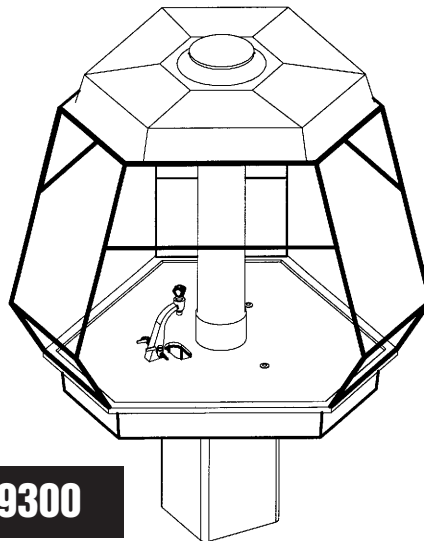
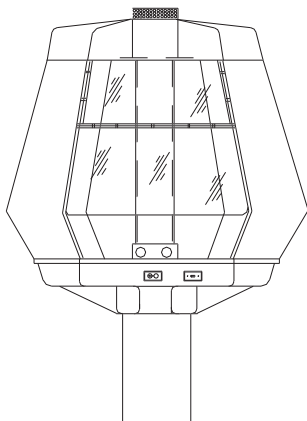
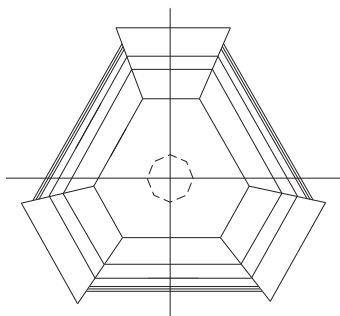


For more complete information & additional hood sizes, contact your Sheldon representative, or our Home Office... 601.892.2731 for the Fume Removal Systems & Hoods Catalog.

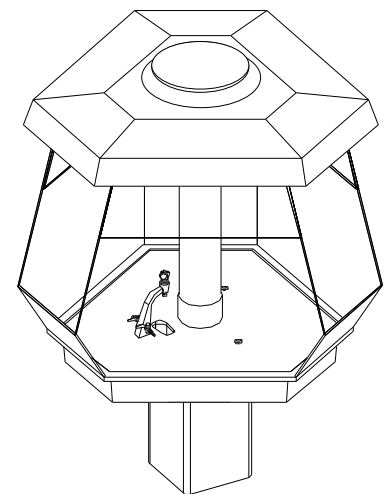
99300 • 99400 - Specialized Work Centers



SUGGESTED ROUGH-INS



99300



99400

99300 • 99400 - 84" Height X 70" Width

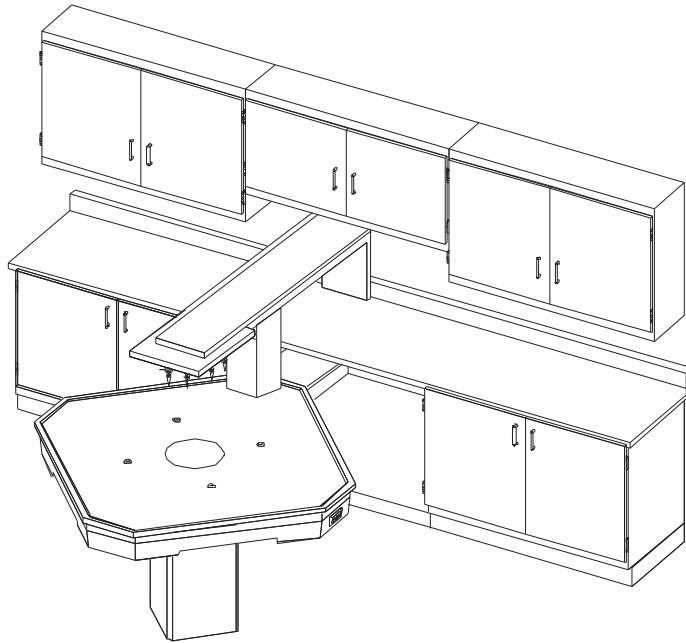
Work surface is (1") thick Shelresin and (36") high with three openings each (44" X 28") high and (18") hinged panel which can be lowered for safety or to increase air velocity. Services include one (6" X 3") oval cup sink, one Unicast combination water & double gas fixture, three apparatus rod bases, three (18") high ring stand rods, three GFI duplex electrical receptacles in support structure and three switched lights in the top plenum panels. External exhaust fan (by others) should provide 1632 cfm exhaust air at hood duct outlet. Static pressure at duct outlet should be (1/2") S.P. Each of the (3) three hood openings has face velocity of 100 fpm with flip panels lowered and 67 fpm with flip panels raised. 10" diameter duct can be extended through hood top to the ceiling.

99400 - When auxiliary air (unconditioned air from external source) is required, external fan should provide 816 cfm. Static pressure at auxiliary air chamber induced at (1/2") S.P.

This specialized work center with fume exhaust achieves its efficiency as the result of the unique, all-purpose, center exhaust column. Heavier-than-air gases are handled at the work top level, and lighter-than-air gases are exhausted through the upper plenum. Extra student protection is provided by drop-down safety panels which require no adjustments.

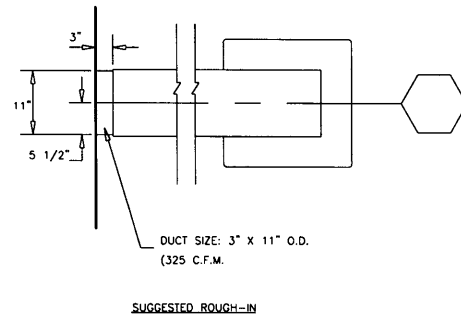
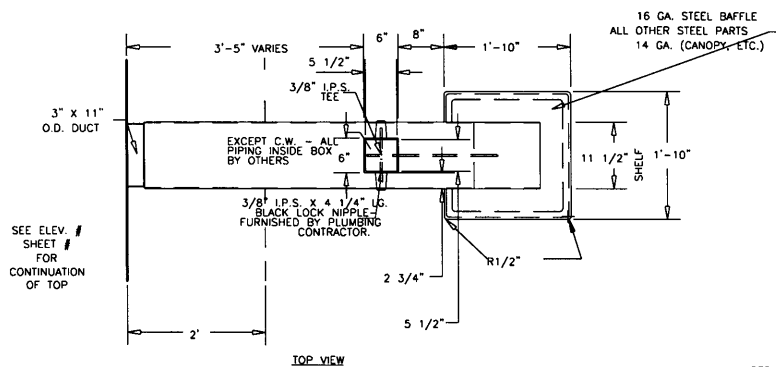
All the superstructure components are of corrosive resistant materials; fixtures and other metal equipment are specially coated for heat and fume resistance. Electric receptacles are located on the hood exterior to eliminate possible hazards and corrosion.

98810 - Specialized Countertop Fumehood for TE II Lab Center

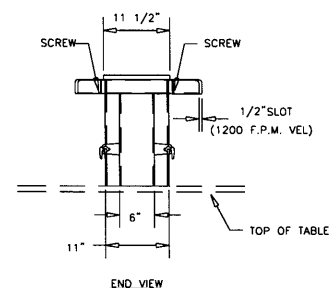
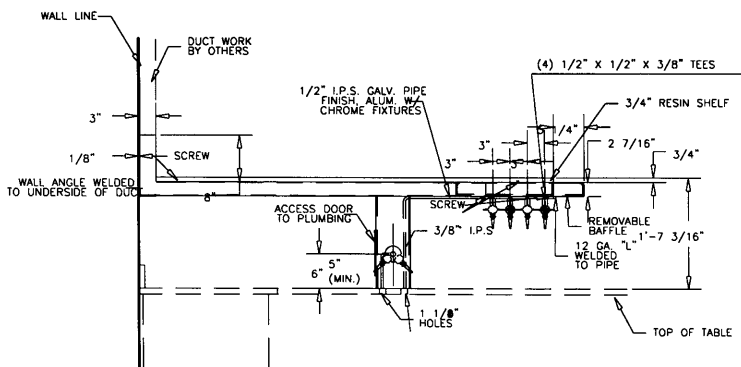


Sheldon fumehoods are easily adaptable to TE II Laboratory work stations. This illustration is an example of how Sheldon Countertop Fumehoods fit over the table to provide up to four students with a safe environment and service mounted off working surface for unobstructed working area.

Top of hood can be used for storage of reagents. The countertop hood is an economical solution for specialized and advanced work stations. Shelf is (1") Shelresin.



- SERVICES:
- (2) #L-158-137 DOUBLE GAS FIXTURES, W/ BALL COCK VALVE & SHANK ASS'Y
 - (4) #80440 C.W. FIXTURES W/WRIST BLADE & VACUUM BREAKER.



99510 • 90510 • 99500 • 90500 - Demonstration Fumehoods

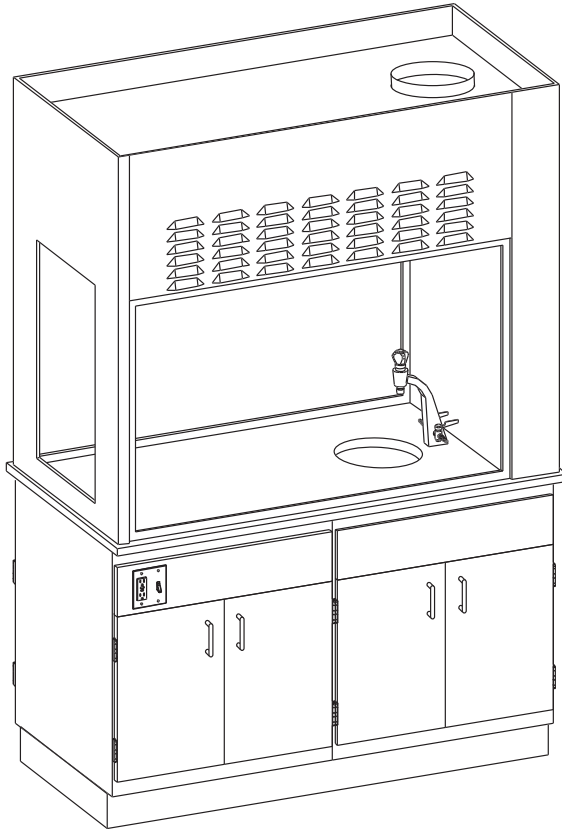
99510 - 60"Length X 32"Width X 84"Height; With sash on both sides.

90510 - 60"Length X 32"Width X 84"Height; With sash on both sides; with auxiliary air.

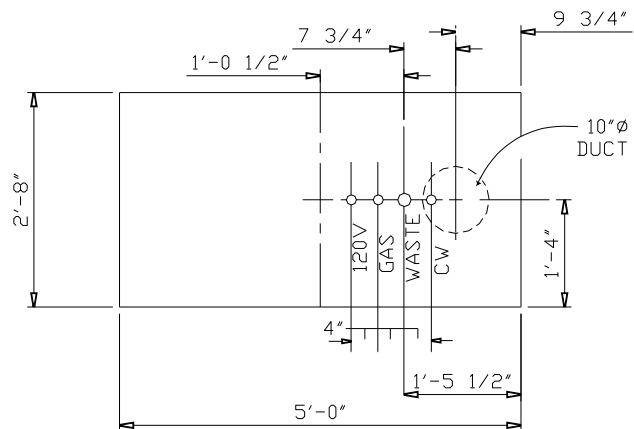
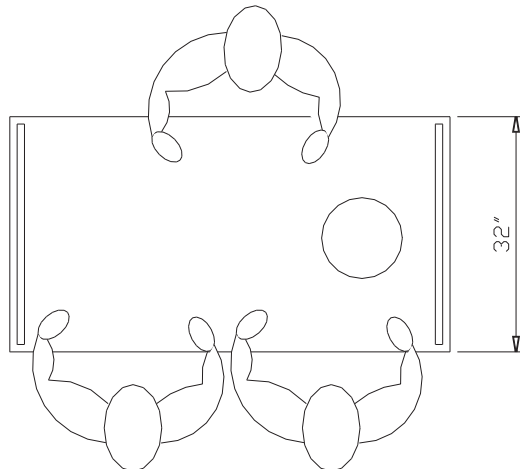
99500 - 60"Length X 32"Width X 84"Height; Without view window.

90500 - 60"Length X 32"Width X 84"Height; Without view window; with auxiliary air.

An excellent teaching and demonstration facility that provides the entire class with an unobstructed view of the instructor and activity. Complete service facilities make it an ideal work station and a materials preparation center for the teacher.

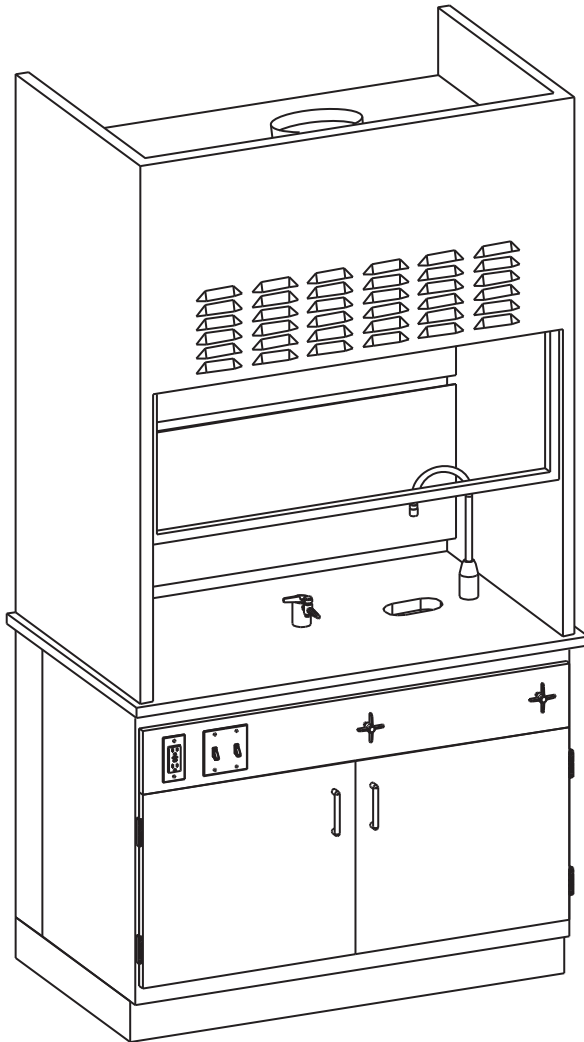


Countertop is 1" Shelresin, (36") high. Base cabinet has doors both sides. Hood superstructure has adjustable end and top baffles. Services include one (12") diameter Shelresin sink, one Unicast combination cold water and gas fixture, one vapor proof light and switch, one duplex 125 volt A.C. electrical receptacle, (10") duct stub (4 1/2") high for duct connection on top. Fume hood liner is phenolic resin. Hood is available with or without end-view window. Sheldon recommends this hood to operate at an average of 60 lfm. Fume hood generates (.45) S.P. at duct collar. Exhaust blower can be included when specified.



SUGGESTED ROUGH-IN

Thin Wall Fumehoods



The Thin Wall conventional bypass hood offers superior economy while maximizing use of lab space.

Air management designed by constant volume through open sash or through bypass chamber when sash is closed. Flush interior permits smooth airflow.

Outer wall is chemical resistant painted sheet steel. Interior lining is phenolic resin.

Standard features include fluorescent light fixture (bulb not included). Louvered front panel.* Services include cupsink, water and gas outlets with remote control valves, light switch, blower switch and (1) duplex electrical receptacle. Additional services can be provided when requested.

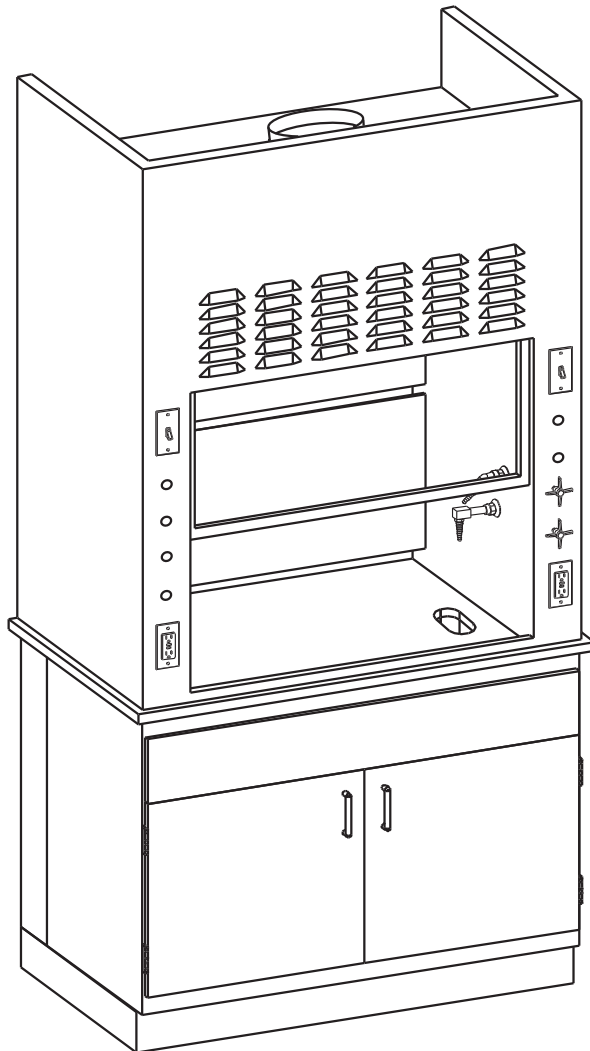
Base cabinets are wood with finish color as selected. Work counter is (1") thick Shelresin. Exhaust blower can be included, when specified, at an adjusted price. Refer to mechanical details page for roughing-in and duct sizes.

* VAV style hoods have no louvers.

With Auxiliary Air:

Number	Interior	Length	Face Area Opening	Exhaust (100 lfm)	S.P. (In. @ Hood)	Number	Length	70% of Hood cfm	S.P. (In. @ Hood)
93104	Phenolic Resin	4'-0"	9.1 sq. ft.	916 cfm	.40	90104	4'-0"	641	.20
93108	Phenolic Resin	5'-0"	11.5 sq. ft.	1145 cfm	.39	90108	5'-0"	801	.24
93112	Phenolic Resin	6'-0"	13.9 sq. ft.	1395 cfm	.37	90112	6'-0"	976	.30

Flat Front Fumehoods



The Flat Front conventional bypass hood has double wall-ends for ease of service outlet installation.

Constant exhaust volume draws air efficiently through the sash when open or through the bypass chamber when sash is closed.

Outer wall is chemical resistant painted sheet steel. Interior lining is phenolic resin. Double wall construction offers a 5" chase area, making it easy to install plumbing and electrical fixtures within walls.

Each hood is provided with a fluorescent light fixture (bulb not included), stainless steel sash interiors and louvered front panel.* Services include cupsink, water and gas outlets in end panel with remote control valves. Light switch and duplex electrical receptacles are in the left end post. Additional services can be provided when requested.

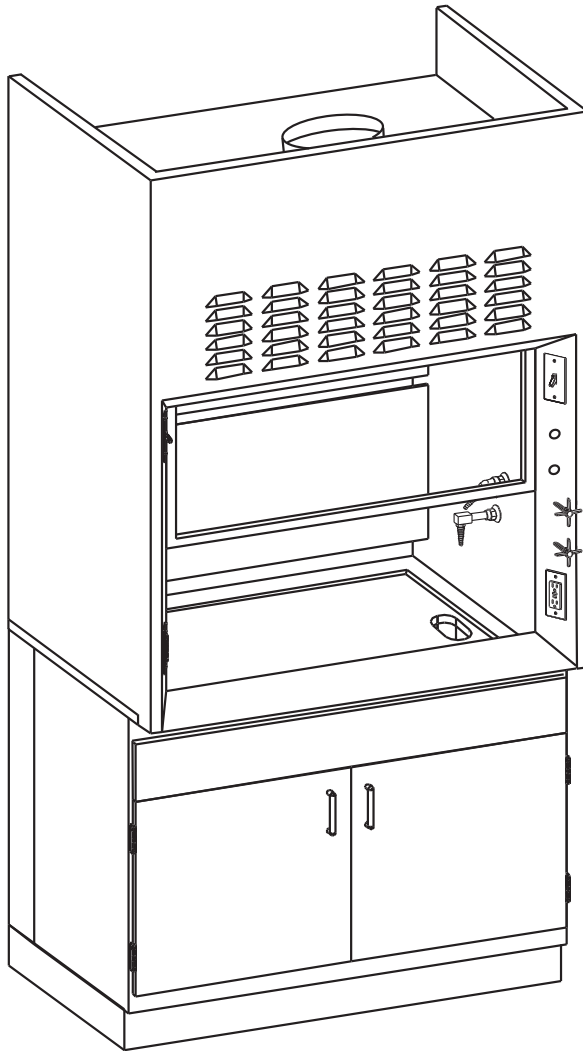
Base cabinets are wood with finish color as selected. Work counter is (1") thick Shelresin. Exhaust blower can be included, when specified, at an adjusted price. Refer to mechanical details page for roughing-in and duct sizes.

* VAV style hoods have no louvers.

With Auxiliary Air:

Number	Interior	Length	Face Area Opening	Exhaust (100 lfm)	S.P. (In. @ Hood)	Number	Length	70% of Hood cfm	S.P. (In. @ Hood)
91273	Phenolic Resin	4'-0"	7.7 sq. ft.	770 cfm	.33	90273	4'-0"	539	.20
91281	Phenolic Resin	5'-0"	10.0 sq. ft.	1000 cfm	.34	90281	5'-0"	700	.24
91293	Phenolic Resin	6'-0"	12.5 sq. ft.	1250 cfm	.34	90293	6'-0"	875	.30

Air Foil Fumehoods



The Air Foil conventional bypass hood frames the sash opening in angled fascia to minimize air turbulence.

Constant exhaust volume draws air efficiently through the sash when open, or through the bypass chamber when sash is closed.

The outer wall is chemical resistant painted sheet steel. Interior lining is phenolic resin. Double wall construction offers a 5" chase area, making it easy to install plumbing and electrical fixtures within walls.

Front opening is framed with a 45° angle fascia that substantially reduces the turbulence of air entering the hood. The bottom horizontal airfoil directs a current of air at countertop level to purge heavy fumes or spillage.

Each hood is provided with a fluorescent light fixture (bulb not included), stainless steel airfoil, stainless steel sash interiors and louvered front panel.* Services include cupsink, water and gas outlets with remote control valves, light switch, blower switch and (2) electrical receptacle. Additional services can be provided when requested.


Base cabinets are wood with finish color as selected. Work counter is (1") thick Shelresin. Exhaust blower can be included, when specified, at an adjusted price. Refer to mechanical details page for roughing-in and duct sizes.

* VAV style hoods have no louvers.

With Auxiliary Air:

Number	Interior	Length	Face Area Opening	Exhaust (100 lfm)	S.P. (In. @ Hood)	Number	Length	70% of Hood cfm	S.P. (In. @ Hood)
92204	Phenolic Resin	4'-0"	7.7 sq. ft.	770 cfm	.33	90204	4'-0"	539	.20
92208	Phenolic Resin	5'-0"	10.0 sq. ft.	1000 cfm	.34	90208	5'-0"	700	.24
92212	Phenolic Resin	6'-0"	12.5 sq. ft.	1250 cfm	.34	90212	6'-0"	875	.30

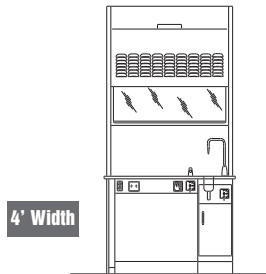
ADA Demonstration Fumehood



6' Width

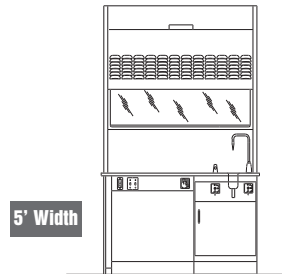
99510ADA - With Sash Both Sides
90510ADA - With Sash Both Sides; auxiliary air
99500ADA - Without view window
90500ADA - Without view window; with auxiliary air

ADA Thin Wall Fumehoods



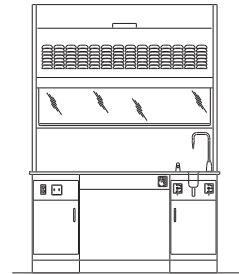
4' Width

93104ADA
90104ADA - With auxiliary air



5' Width

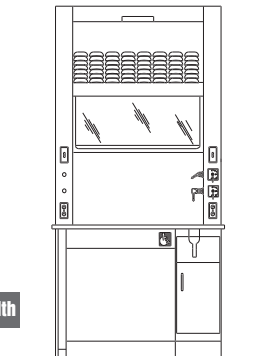
93108ADA
90108ADA - With auxiliary air



6' Width

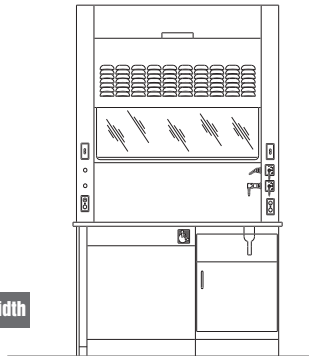
93112ADA
90112ADA - With auxiliary air

ADA Flat Front Fumehoods



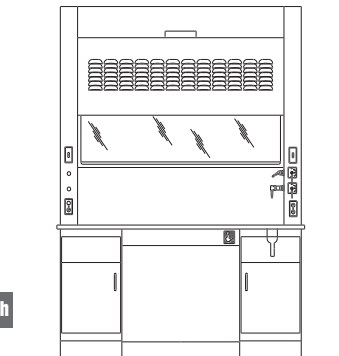
4' Width

91273ADA
90273ADA - With auxiliary air



5' Width

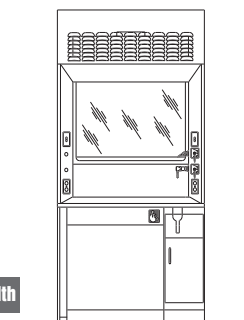
91281ADA
90281ADA - With auxiliary air



6' Width

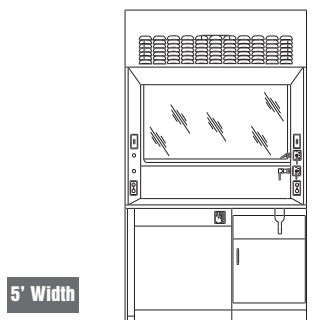
91293ADA
90293ADA - With auxiliary air

ADA Air Foil Fumehoods



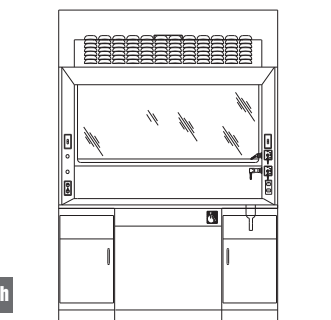
4' Width

92204ADA
90204ADA - With auxiliary air



5' Width

92208ADA
90208ADA - With auxiliary air

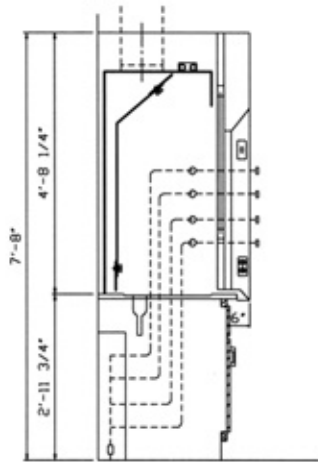


6' Width

92212ADA
90212ADA - With auxiliary air

Mechanical Details - Piping & Duct Requirements

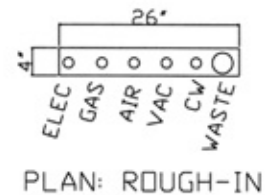
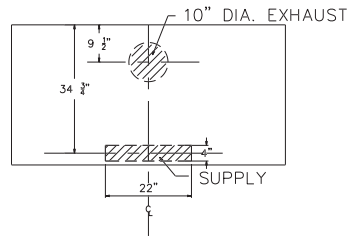
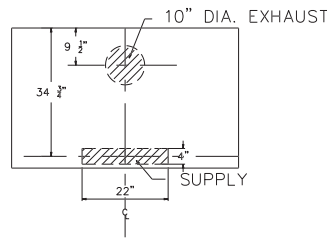
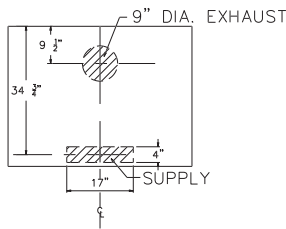
The illustration at left shows duct and piping service in relation to the total hood assembly. Supply air connection at top of plenum is a part of a supply air type hood only. The exhaust duct is applicable to all hoods. Duct stubs can be positioned on superstructure with slight variation from dimensions shown to special building conditions when required. In such instances, the adjustment must be determined and engineered prior to fabrication.



Pipe and conduit from building supply lines should extend into the pipe space in the hood base cabinet. The space is (7") wide from back wall forward, full length of cabinet, and (33") high to underside of countertop. Building piping may enter pipe space through floor, through wall, or along surface of wall and through cabinet end.

Fixture assemblies designed to fit into superstructure ends, consists of remote control valve, extension handle and hose connection or gooseneck.

Supply pipes up to the fixture valves are **NOT** part of the assembly.

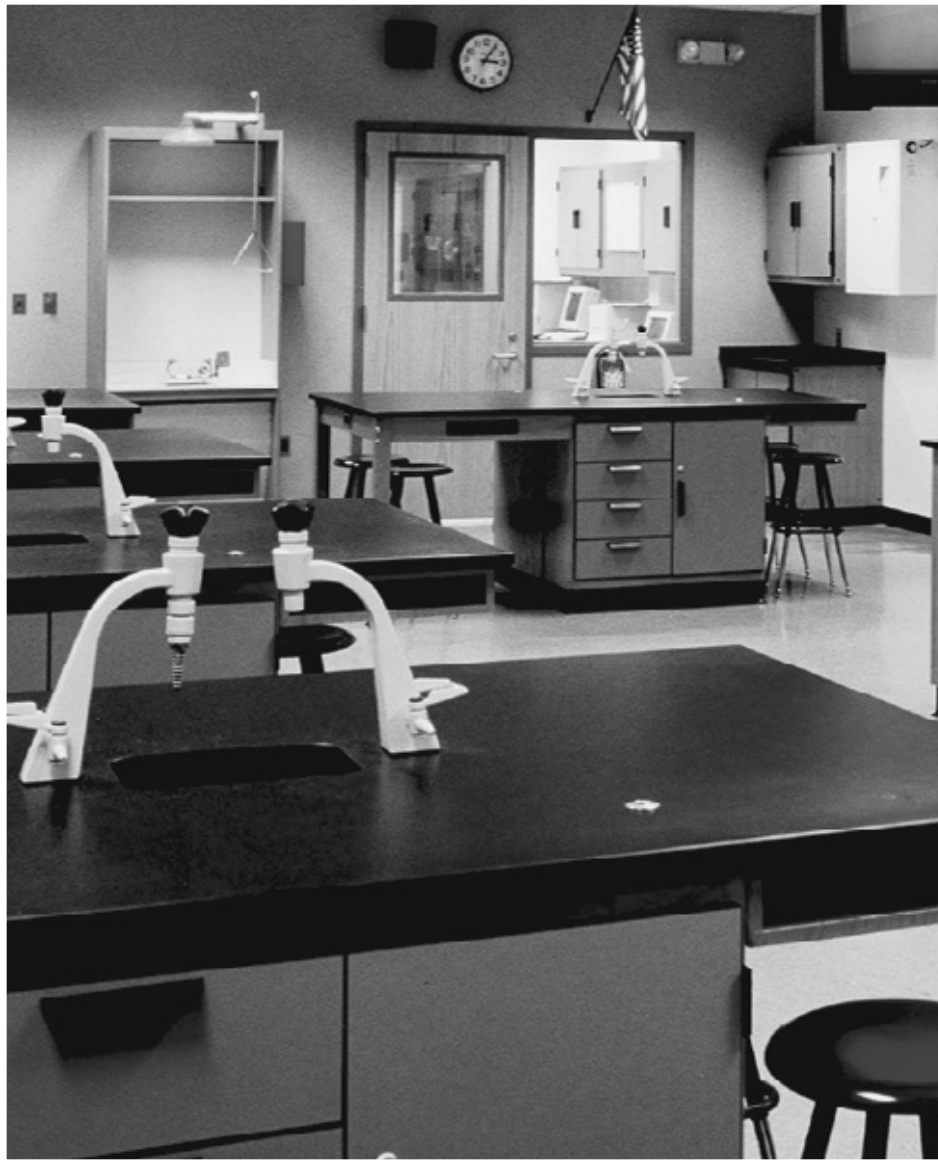


Diagrams illustrate supply and exhaust duct stubs for connection for above, and pipe sleeves through floor in relation to the various size hoods. Exhaust duct is required for every hood. Supply duct only for auxiliary type hoods. Services required in the hood should be piped through the floor by a rectangular slot large enough for all pipes, or individual holes for each pipe. Supply piping may also come through wall or end of hood unit into the pipe provided at back of base cabinet.

BLOWER Requirements

Many factors must be considered in determining the exact blower requirements for a specific hood or grade of hoods. The extent and design of the ductwork to and from the hood, however, can make a substantial difference in the total pressure of the system. This pressure difference will affect the characteristics of blowers.

Sheldon recommends 100 fpm face velocity for normal hood operation. See hood details for cfm and static pressure requirements.



CASEWORK

- ✦ **Wood Cabinet Information**
 - ✦ **Cabinet Options**
 - ✦ **Lock Keying System**
 - ✦ **Base Cabinets**
 - ✦ **Wall Cases**
 - ✦ **Tall Cases**
 - ✦ **Utility Shelving**
 - ✦ **Aprons & Legs**

Series 100 Cabinets



Features-

- Premium Grade Cabinetry
- Steel Thru-Bolt Construction
- Red Oak Exteriors
- Birch Interiors
- Hardwood Core Plywood
- Mortised Hinges for snug fit
- Solid Hardwood Drawers
- Premium Cabinet Fronts
- Powder Coat Epoxy Hardware

Series 100 Cabinets may be specified with the following cabinet fronts:

- Square Edge Oak, 3mm Oak Edge Band, Lumber Core, Partial Overlay and Mortised Hinge.
- Radius Edge Oak, Oak Edge Band, Particle Board Core Doors, Solid Oak Drawer, Partial Overlay and Mortised Hinge.

Series 200 Cabinets

Features-

- Standard Grade Cabinetry
- Thru-Bolt Construction
- Red Oak Exteriors
- Hardwood Interiors
- Oak or Plastic Laminate Cabinet Fronts
- Powder Coat Epoxy Hardware

Series 200 Cabinets may be specified with the following cabinet fronts:

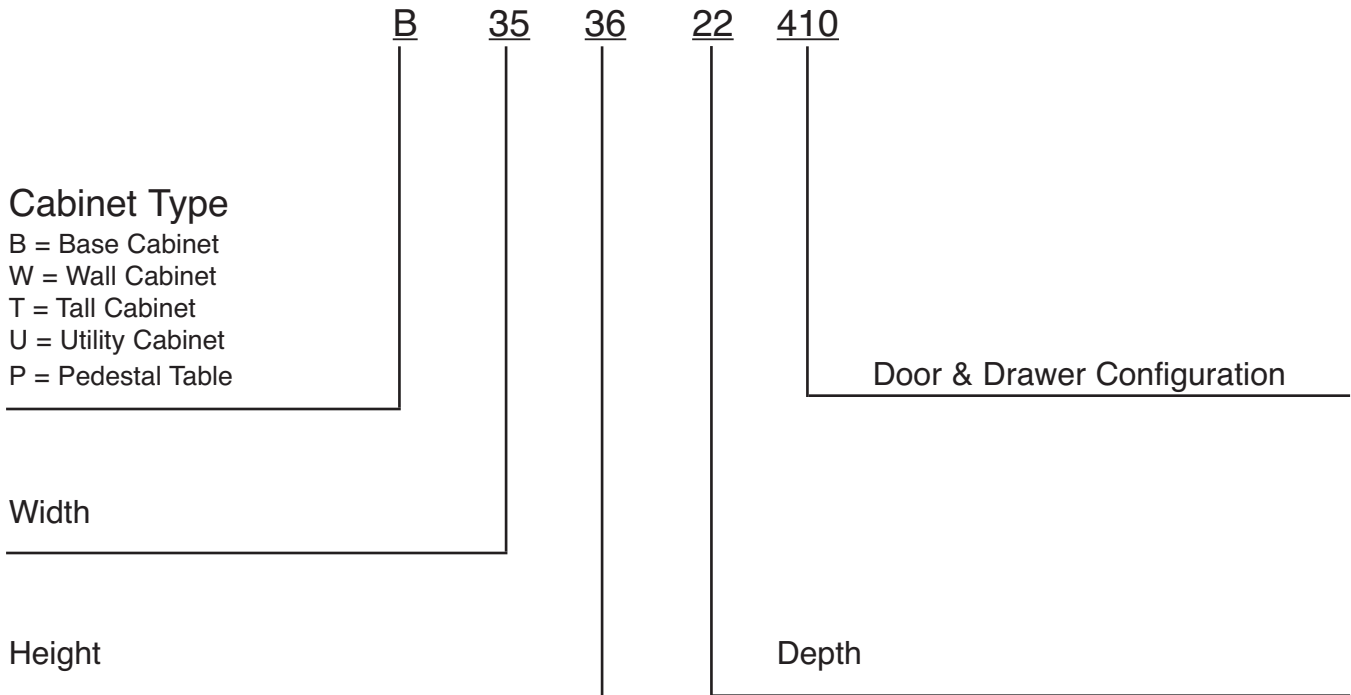
- Square Edge Oak, 3mm Oak Edge Band, Particle Board Core and Partial Overlay.
- Plastic Laminate, 3mm Black PVC Edge Band, Particle Board Core and Partial Overlay.
- Plastic Laminate, 3mm Oak Edge Band, Particle Board Core and Partial Overlay.





Wood Cabinet Information

Explanation of Catalog Numbers:



Cabinet Standards

Standards-

- Shelves are 3/4" thick in cabinets - 18" - 30" wide.
- Shelves are 1" thick in cabinets - 35" - 47" wide.
- 100# Powder Coat Epoxy Drawer Slides
- Powder Coat Epoxy Pulls & Hinges
 - H1 - Black
 - H2 - Chrome
- Stock Locks - 5 Disk Tumbler
 - Keyed Different and Masterkeyed
- Six Standard Oak Wood Finishes

Shelves

- S2 - 1" Heavy Duty Shelf
- S3 - 3/4" Lipped Shelf
- S4 - 1" Lipped Shelf

Drawer Slides

- D2 - 100# Full Extension Slide
- D3 - 150# Heavy Duty Slide

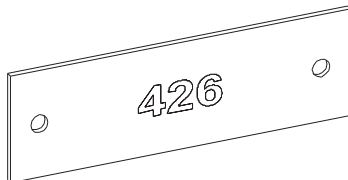
Tempered Safety Glass

- T - Tempered Safety Glass

Toe Space Grills

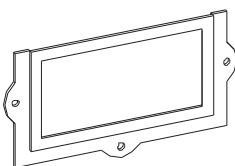
- G - Toe Space Grill

Number Plates



N - Number Plates.
Plastic Number Plate is 1 3/4" Width X 9/16" Height;
white with black numbers.

Card Holders



C - Card Holders.

Card Holder is for 2" X 1" card.

*** CABINET OPTIONS AVAILABLE AT ADDITIONAL COST.**

Finished Back and Removable Backs

■ Finished Backs available on all units. Removable backs available on base cabinets, when required for access to services.

■ Must be specified, when required.

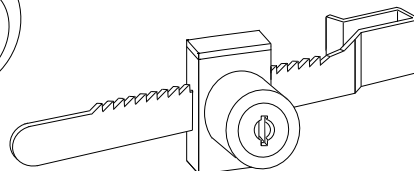
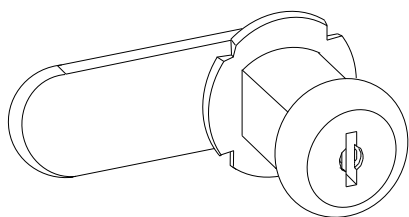
Custom Oak Wood Finish

■ *Contact factory for special pricing and availability. When attempting to match a custom color, Sheldon must provide its standard finishing process materials and applications.*

Locks

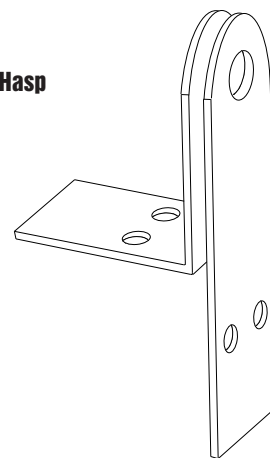
NOTE: Refer to pages 81 and 82 for lock keying system.

L1 - Disk Tumbler Lock



L2 - Plate Glass Lock

L4 - Padlock Hasp

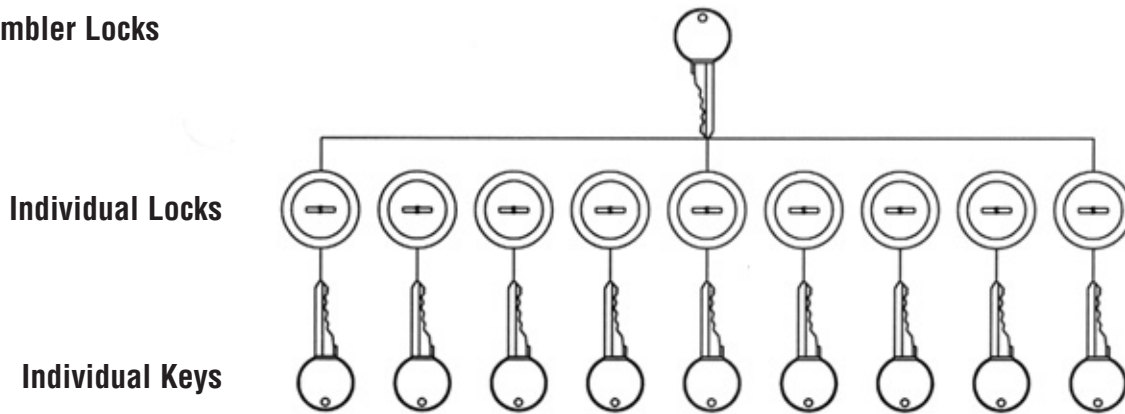


L1 - 5 Disk Tumbler Lock (In-Stock)
L2 - Plate Glass Lock (**Cannot be keyed with other locks**)
L3 - 5 Pin Tumbler Lock (Non-Stock; special order)
L4 - Padlock Hasp

*** CABINET OPTIONS AVAILABLE AT ADDITIONAL COST.**

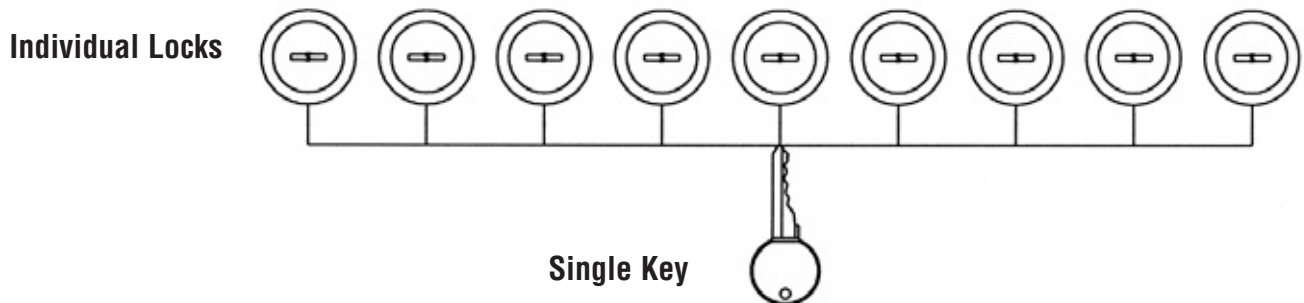
Keyed Different

5 Disk Tumbler Locks



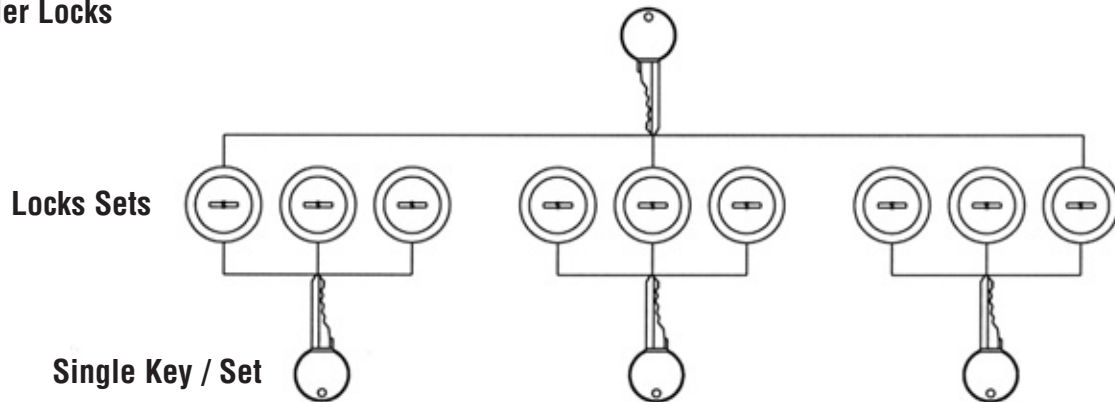
Keyed Alike

5 Disk Tumbler Locks



Keyed Alike in Sets

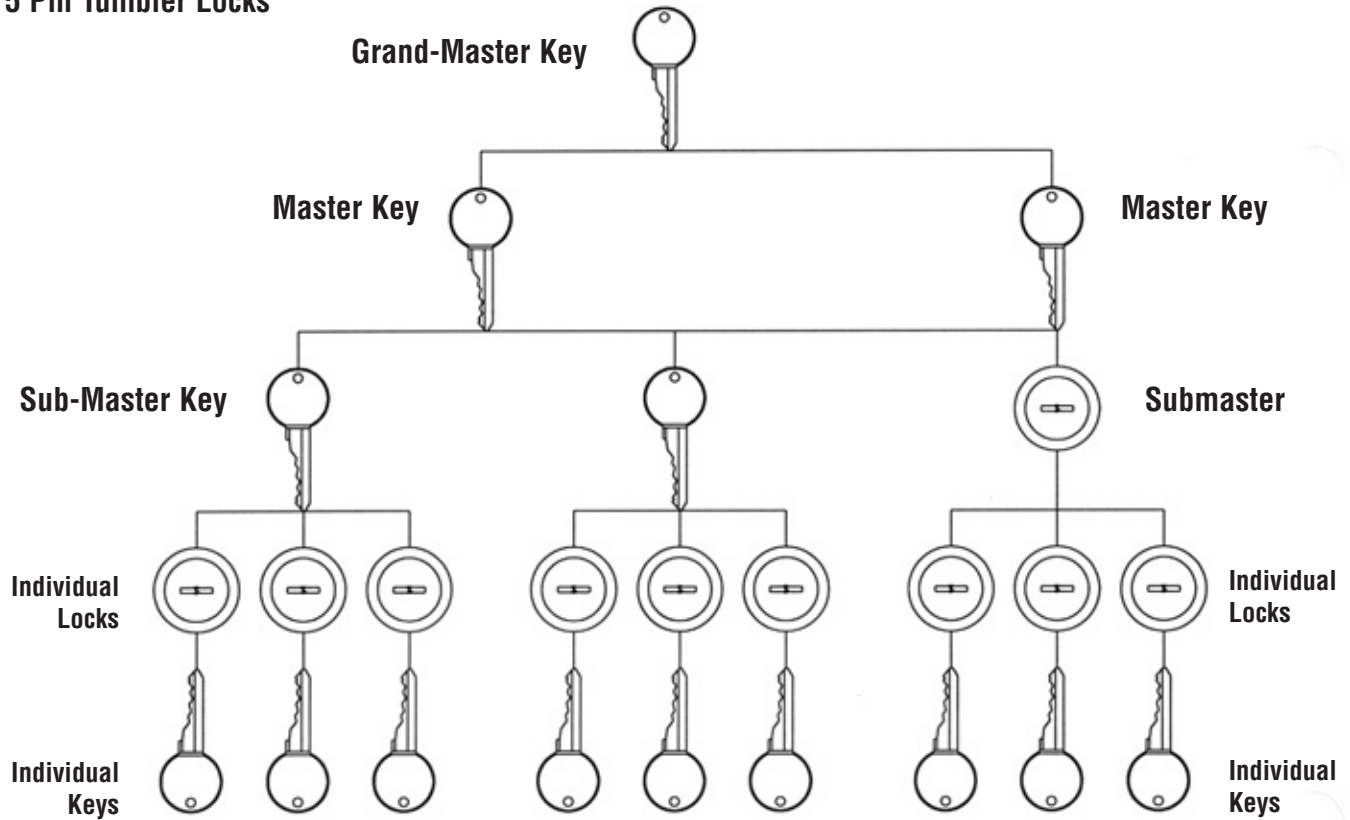
5 Disk Tumbler Locks



*** 5 DISK TUMBLER LOCKS · IN-STOCK**

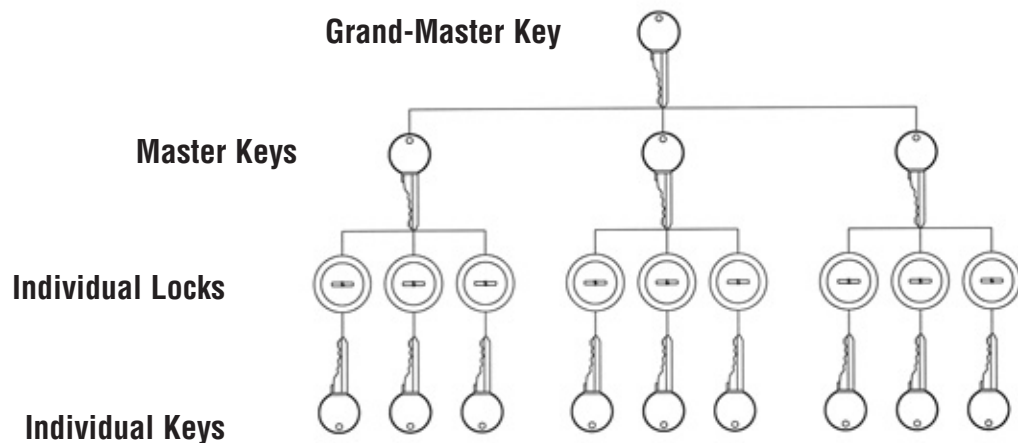
Sub-Masterkeyed, Masterkeyed & Grand-Masterkeyed

5 Pin Tumbler Locks



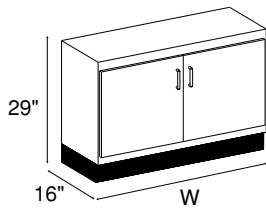
Grand-Masterkeyed

5 Pin Tumbler Locks



*** 5 PIN TUMBLER LOCKS · NON-STOCK, SPECIAL ORDER - REQUIRES LONGER LEAD TIME.**


Sitting Height Base Cabinets




These sitting height base cabinets are 29" high and are 16" deep. Cupboard cabinets have one adjustable shelf. All dimensions are nominal.

See Pages 125 & 126 for Actual Dimensions.

Open Cabinets

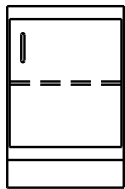


B182916-000 - 18"W
B242916-000 - 24"W

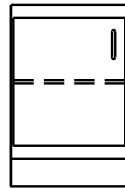


B302916-000 - 30"W
B352916-000 - 35"W
B422916-000 - 42"W
B472916-000 - 47"W

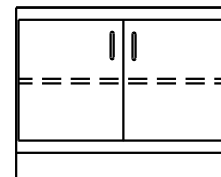
Cupboard Cabinets



B182916-100 - 18"W
B242916-100 - 24"W

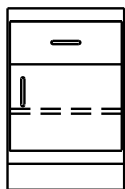


B182916-101 - 18"W
B242916-101 - 24"W

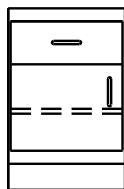


B302916-200 - 30"W
B352916-200 - 35"W
B422916-200 - 42"W
B472916-200 - 47"W

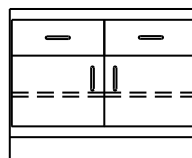
Drawer Cupboard Cabinets



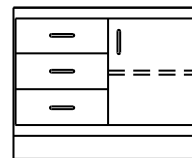
B182916-300 - 18"W
B242916-300 - 24"W



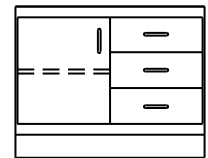
B182916-301 - 18"W
B242916-301 - 24"W



B302916-310 - 30"W
B352916-310 - 35"W
B422916-310 - 42"W
B472916-310 - 47"W



B302916-320 - 30"W
B352916-320 - 35"W
B422916-320 - 42"W
B472916-320 - 47"W



B302916-321 - 30"W
B352916-321 - 35"W
B422916-321 - 42"W
B472916-321 - 47"W

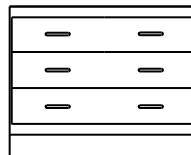
Drawer Cabinets



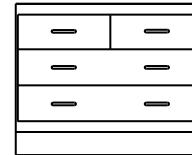
B182916-500 - 18"W



B182916-510 - 18"W
B242916-510 - 24"W

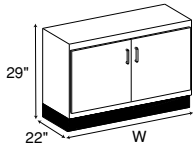


B302916-510 - 30"W
B352916-510 - 35"W
B422916-510 - 42"W
B472916-510 - 47"W




B302916-522 - 30"W
B352916-522 - 35"W
B422916-522 - 42"W
B472916-522 - 47"W

Sitting Height Cabinets




These sitting height base cabinets are 29" high and are 22" deep. Cupboard cabinets have one adjustable shelf. All dimensions are nominal.

Open Cabinets

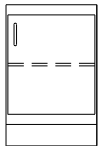


B182922-000 - 18"W
B242922-000 - 24"W

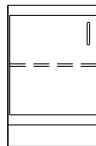


B302922-000 - 30"W
B352922-000 - 35"W
B422922-000 - 42"W
B472922-000 - 47"W

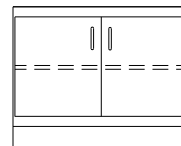
Cupboard Cabinets



B182922-100 - 18"W
B242922-100 - 24"W

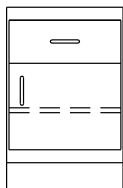


B182922-101 - 18"W
B242922-101 - 24"W

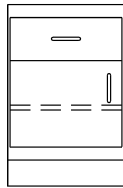


B302922-200 - 30"W
B352922-200 - 35"W
B422922-200 - 42"W
B472922-200 - 47"W

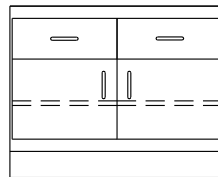
Drawer Cupboard Cabinets



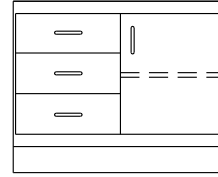
B182922-300 - 18"W
B242922-300 - 24"W



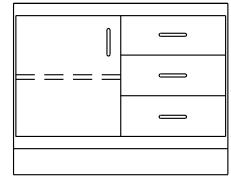
B182922-301 - 18"W
B242922-301 - 24"W



B302922-310 - 30"W
B352922-310 - 35"W
B422922-310 - 42"W
B472922-310 - 47"W



B302922-320 - 30"W
B352922-320 - 35"W
B422922-320 - 42"W
B472922-320 - 47"W



B302922-321 - 30"W
B352922-321 - 35"W
B422922-321 - 42"W
B472922-321 - 47"W

Drawer Cabinets



B182922-500 - 18"W



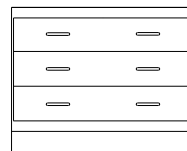
B182922-505 - 18"W



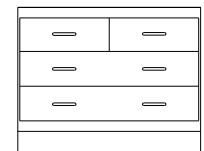
B182922-510 - 18"W
B242922-510 - 24"W



B182922-515 - 18"W
B242922-515 - 24"W

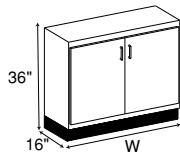


B302922-510 - 30"W
B352922-510 - 35"W
B422922-510 - 42"W
B472922-510 - 47"W




B302922-522 - 30"W
B352922-522 - 35"W
B422922-522 - 42"W
B472922-522 - 47"W

Standing Height Cabinets



These standing height base cabinets are 36" high and are 16" deep. Cupboard cabinets have one adjustable shelf. All dimensions are nominal.

Open Cabinets

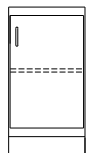


B183616-000 - 18"W
B243616-000 - 24"W



B303616-000 - 30"W
B353616-000 - 35"W
B423616-000 - 42"W
B473616-000 - 47"W

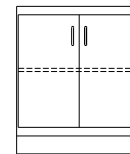
Cupboard Cabinets



B183616-100 - 18"W
B243616-100 - 24"W

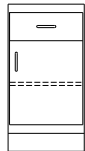


B183616-101 - 18"W
B243616-101 - 24"W



B303616-200 - 30"W
B353616-200 - 35"W
B423616-200 - 42"W
B473616-200 - 47"W

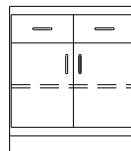
Drawer Cupboard Cabinets



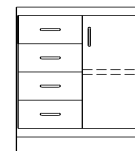
B183616-400 - 18"W
B243616-400 - 24"W



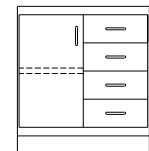
B183616-401 - 18"W
B243616-401 - 24"W



B303616-410 - 30"W
B353616-410 - 35"W
B423616-410 - 42"W
B473616-410 - 47"W



B303616-420 - 30"W
B353616-420 - 35"W
B423616-420 - 42"W
B473616-420 - 47"W



B303616-421 - 30"W
B353616-421 - 35"W
B423616-421 - 42"W
B473616-421 - 47"W



B243616-450 - 24"W




B243616-451 - 24"W


Drawer Cabinets



B183616-540 - 18"W
B243616-540 - 24"W

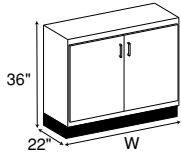


B243616-544 - 24"W




B303616-544 - 30"W
B353616-544 - 35"W
B423616-544 - 42"W
B473616-544 - 47"W

Standing Height Cabinets



These standing height base cabinets are 36" high and are 22" deep. Cupboard cabinets have one adjustable shelf. All dimensions are nominal.

Open Cabinets

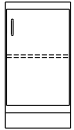


B183622-000 - 18"W
B243622-000 - 24"W



B303622-000 - 30"W
B353622-000 - 35"W
B423622-000 - 42"W
B473622-000 - 47"W

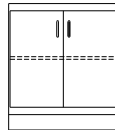
Cupboard Cabinets



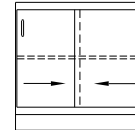
B183622-100 - 18"W
B243622-100 - 24"W



B183622-101 - 18"W
B243622-101 - 24"W

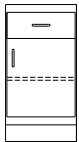


B303622-200 - 30"W
B353622-200 - 35"W
B423622-200 - 42"W
B473622-200 - 47"W

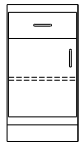


B303622-600 - 30"W
B353622-600 - 35"W
B423622-600 - 42"W
B473622-600 - 47"W

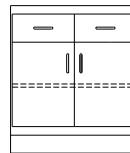
Drawer Cupboard Cabinets



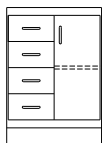
B183622-400 - 18"W
B243622-400 - 24"W



B183622-401 - 18"W
B243622-401 - 24"W



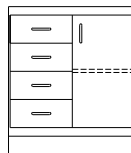
B303622-410 - 30"W
B353622-410 - 35"W
B423622-410 - 42"W
B473622-410 - 47"W



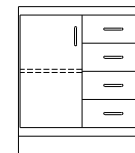
B243622-420 - 24"W



B243622-421 - 24"W



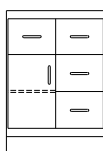
B303622-420 - 30"W
B353622-420 - 35"W
B423622-420 - 42"W
B473622-420 - 47"W



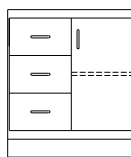
B303622-421 - 30"W
B353622-421 - 35"W
B423622-421 - 42"W
B473622-421 - 47"W



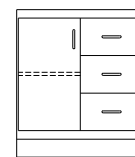
B243622-440 - 24"W



B243622-441 - 24"W

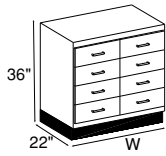


B303622-430 - 30"W
B353622-430 - 35"W
B423622-430 - 42"W
B473622-430 - 47"W



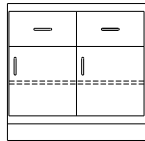
B303622-431 - 30"W
B353622-431 - 35"W
B423622-431 - 42"W
B473622-431 - 47"W

Standing Height Cabinets

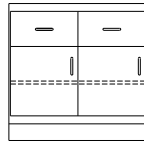


These standing height base cabinets are 36" high and are 22" deep. Cupboard cabinets have one adjustable shelf. All dimensions are nominal.

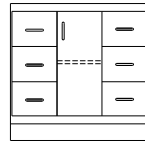
Drawer Cupboard Cabinets



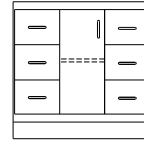
B353622-470 - 35"W



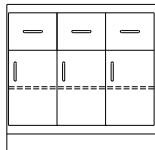
B353622-471 - 35"W



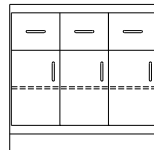
B353622-460 - 35"W



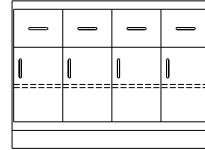
B353622-461 - 35"W



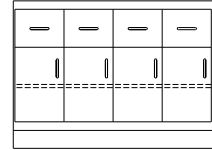
B353622-480 - 35"W
B473622-480 - 47"W



B353622-481 - 35"W
B473622-481 - 47"W



B473622-490 - 47"W



B473622-491 - 47"W


Drawer Cabinets




B183622-540 - 18"W
B243622-540 - 24"W



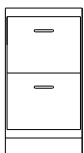
B303622-544 - 30"W
B353622-544 - 35"W
B423622-544 - 42"W
B473622-544 - 47"W



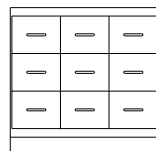
B303622-550 - 30"W
B353622-550 - 35"W
B423622-550 - 42"W
B473622-550 - 47"W



B303622-570 - 30"W
B353622-570 - 35"W
B423622-570 - 42"W
B473622-570 - 47"W



B183622-520 - 18"W

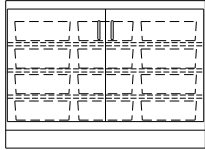


B353622-539 - 35"W
B473622-539 - 47"W



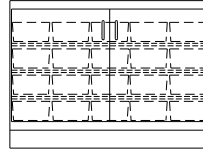
B303622-533 - 30"W
B353622-533 - 35"W
B423622-533 - 42"W
B473622-533 - 47"W

Tote Tray Cabinets • 36" High



B473622-210 - 47"W

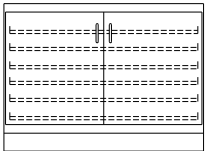
This unit comes with (12 #69000) tote trays. 22" deep.



B473622-220 - 47"W

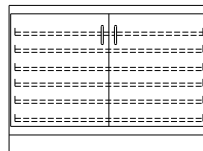
This unit comes with (20 #74272) tote trays. 22" deep.

Pull-out Shelf Cabinets • 36" High



B473622-230 - 47"W

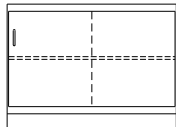
This unit features (6) pullout shelves. 22" deep.



B473628-230 - 47"W

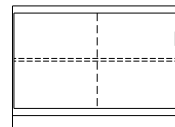
This unit features (6) pullout shelves. 28" deep.

Blind Corner Cabinets • 36" High



B473622-100 - 47"W

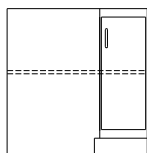
Hinged door provides easy access to normally unusable corner space. 22" deep. Right hand version.



B473622-101 - 47"W

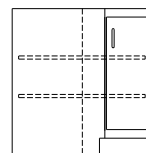
Hinged door provides easy access to normally unusable corner space. 22" deep. Left hand version.

Angled Corner Cabinets • 36" High



B333622-100 - 33"W RH
B333622-101 - 33"W LH

Features adjustable shelf. 22" deep.

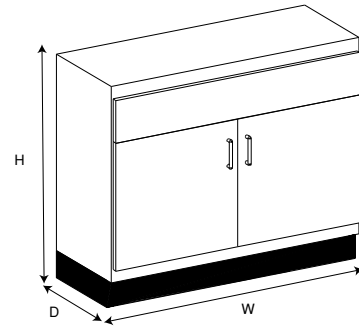


B333622-115 - 33"W RH
B333622-116 - 33"W LH



Features (2) lazy-susan shelves. 22" deep.

Sink Cabinets

Sheldon sink cabinets feature removable backs for access to plumbing and replaceable bottoms. Units are available in 16" and 22" depths. Height is available in either 29" or 36". All dimensions are nominal.

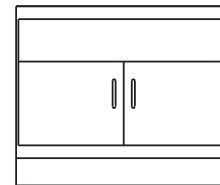


Sitting Height Sink Cabinets



16" DEEP
 S182916-100 - 18"W RH
 S182916-101 - 18"W LH
 S242916-100 - 24"W RH
 S242916-101 - 24"W LH


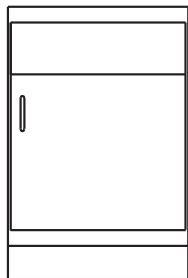
22" DEEP
 S182922-100 - 18"W RH
 S182922-101 - 18"W LH
 S242922-100 - 24"W RH
 S242922-101 - 24"W LH



16" DEEP
 S302916-200 - 30"W
 S352916-200 - 35"W
 S422916-200 - 42"W
 S472916-200 - 47"W

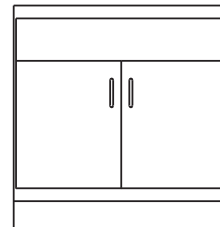
22" DEEP
 S302922-200 - 30"W
 S352922-200 - 35"W
 S422922-200 - 42"W
 S472922-200 - 47"W

Standing Height Sink Cabinets



16" DEEP
 S183616-100 - 18"W RH
 S183616-101 - 18"W LH
 S243616-100 - 24"W RH
 S243616-101 - 24"W LH

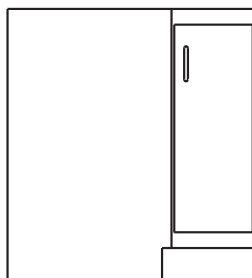
22" DEEP
 S183622-100 - 18"W RH
 S183622-101 - 18"W LH
 S243622-100 - 24"W RH
 S243622-101 - 24"W LH



16" DEEP
 S303616-200 - 30"W
 S353616-200 - 35"W
 S423616-200 - 42"W
 S473616-200 - 47"W

22" DEEP
 S303622-200 - 30"W
 S353622-200 - 35"W
 S423622-200 - 42"W
 S473622-200 - 47"W

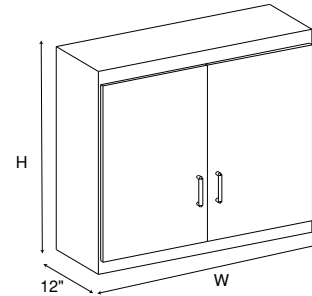
Angled Corner Sink Cabinet



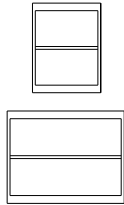
36" HIGH • 22" DEEP
 S333622-100 - 33"W RH
 S333622-101 - 33"W LH

Upper Case - Wall Mounted Cabinets

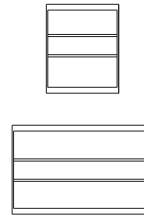
Upper case wall mounted units on this page are 12" deep. Height is available in either 24" or 30". 24" high units provided with one shelf. 30" high units provided with two shelves. All dimensions are nominal.



Open Cabinets

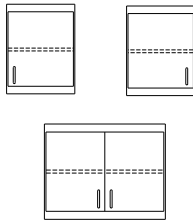


24" HIGH
 W182412-000 - 18"W
 W242412-000 - 24"W
 W302412-000 - 30"W
 W352412-000 - 35"W
 W422412-000 - 42"W
 W472412-000 - 47"W

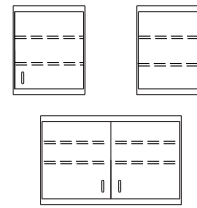


30" HIGH
 W183012-000 - 18"W
 W243012-000 - 24"W
 W303012-000 - 30"W
 W353012-000 - 35"W
 W423012-000 - 42"W
 W473012-000 - 47"W

Solid Wood Doors

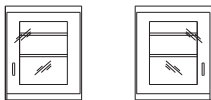


24" HIGH
 W182412-100 - 18"W RH
 W182412-101 - 18"W LH
 W242412-100 - 24"W RH
 W242412-101 - 24"W LH
 W302412-200 - 30"W
 W352412-200 - 35"W
 W422412-200 - 42"W
 W472412-200 - 47"W

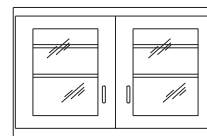


30" HIGH
 W183012-100 - 18"W RH
 W183012-101 - 18"W LH
 W243012-100 - 24"W RH
 W243012-101 - 24"W LH
 W303012-200 - 30"W
 W353012-200 - 35"W
 W423012-200 - 42"W
 W473012-200 - 47"W

Framed Glass Doors (Available in 30" High Units Only)

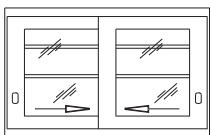


W183012-150 - 18"W RH
 W183012-151 - 18"W LH
 W243012-150 - 24"W RH
 W243012-151 - 24"W LH

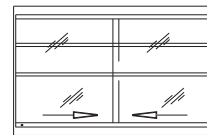


W303012-250 - 30"W
 W353012-250 - 35"W
 W423012-250 - 42"W
 W473012-250 - 47"W

Sliding Framed Glass Doors (Available in 30" High Units Only) Sliding Glass Doors (Available in 30" High Units Only)




W303012-650 - 30"W
 W353012-650 - 35"W
 W423012-650 - 42"W
 W473012-650 - 47"W

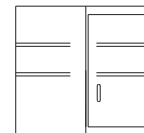


W303012-675 - 30"W
 W353012-675 - 35"W
 W423012-675 - 42"W
 W473012-675 - 47"W

Angled Corner Wall Cabinets (Available in 30" High Units Only)



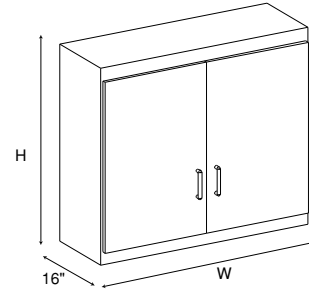
W233012-150 - 23"W RH
 W233012-151 - 23"W LH



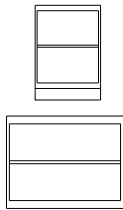
W233012-100 - 23"W RH
 W233012-101 - 23"W LH

Upper Case - Wall Mounted Cabinets

Upper case wall mounted units on this page are 16" deep. Height is available in either 24" or 30". All dimensions are nominal.

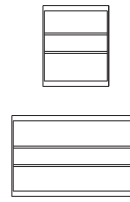


Open Cabinets



24" HIGH
 W182416-000 - 18"W
 W242416-000 - 24"W

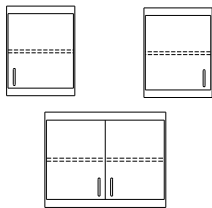
W302416-000 - 30"W
 W352416-000 - 35"W
 W422416-000 - 42"W
 W472416-000 - 47"W



30" HIGH
 W183016-000 - 18"W
 W243016-000 - 24"W

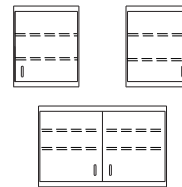
W303016-000 - 30"W
 W353016-000 - 35"W
 W423016-000 - 42"W
 W473016-000 - 47"W

Solid Wood Doors



24" HIGH
 W182416-100 - 18"W RH
 W182416-101 - 18"W LH
 W242416-100 - 24"W RH
 W242416-101 - 24"W LH

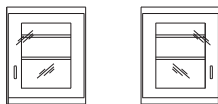
W302416-200 - 30"W
 W352416-200 - 35"W
 W422416-200 - 42"W
 W472416-200 - 47"W



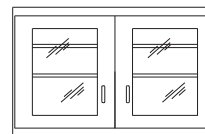
30" HIGH
 W183016-100 - 18"W RH
 W183016-101 - 18"W LH
 W243016-100 - 24"W RH
 W243016-101 - 24"W LH

W303016-200 - 30"W
 W353016-200 - 35"W
 W423016-200 - 42"W
 W473016-200 - 47"W

Framed Glass Doors (Available in 30" High Units Only)

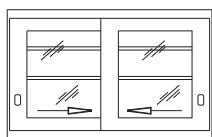


W183016-150 - 18"W RH
 W183016-151 - 18"W LH
 W243016-150 - 24"W RH
 W243016-151 - 24"W LH

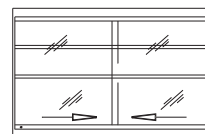


W303016-250 - 30"W
 W353016-250 - 35"W
 W423016-250 - 42"W
 W473016-250 - 47"W

Sliding Framed Glass Doors (Available in 30" High Units Only) Sliding Glass Doors (Available in 30" High Units Only)




W303016-650 - 30"W
 W353016-650 - 35"W
 W423016-650 - 42"W
 W473016-650 - 47"W




W303016-675 - 30"W
 W353016-675 - 35"W
 W423016-675 - 42"W
 W473016-675 - 47"W

Angled Corner Wall Cabinets (Available in 30" High Units Only)



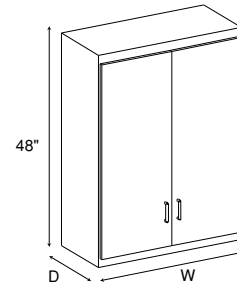
W283016-150 - 28"W RH
 W283016-151 - 28"W LH



W283016-100 - 28"W RH
 W283016-101 - 28"W LH

Cabinet Mounted Wall Cases

Cabinet mounted wall case units are 48" high and available in depths of 12" and 16". Units feature three adjustable shelves. All dimensions are nominal.




Open Cabinets



12" DEEP

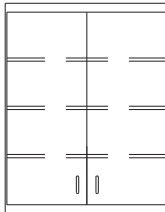
W354812-000 - 35"W
W474812-000 - 47"W



16" DEEP

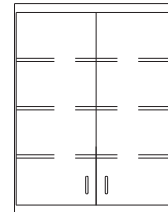
W354816-000 - 35"W
W474816-000 - 47"W

Solid Wood Door Cabinets



12" DEEP

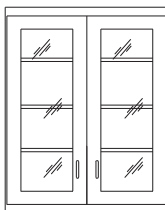
W354812-200 - 35"W
W474812-200 - 47"W



16" DEEP


W354816-200 - 35"W
W474816-200 - 47"W

Framed Glass Door Cabinets



12" DEEP

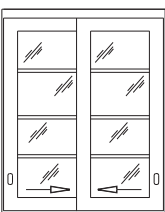
W354812-250 - 35"W
W474812-250 - 47"W



16" DEEP

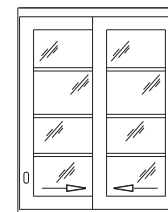
W354816-250 - 35"W
W474816-250 - 47"W

Sliding Glass Door Cabinets



12" DEEP

W354812-650 - 35"W
W474812-650 - 47"W

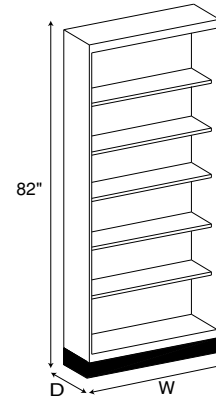


16" DEEP

W354816-650 - 35"W
W474816-650 - 47"W

Tall Case Storage Cabinets

Tall case storage cabinets are 82" high and depths of 16" and 22". Units have four adjustable shelves and center shelf fixed. All dimensions are nominal.



Open Storage




16" DEEP

T188216-000 - 18"W
T248216-000 - 24"W

22" DEEP

T188222-000 - 18"W
T248222-000 - 24"W



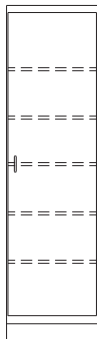
16" DEEP

T308216-000 - 30"W
T358216-000 - 35"W
T428216-000 - 42"W
T478216-000 - 47"W

22" DEEP

T308222-000 - 30"W
T358222-000 - 35"W
T428222-000 - 42"W
T478222-000 - 47"W

Solid Wood Door

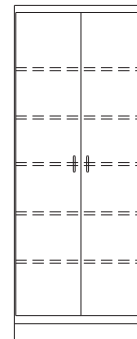


16" DEEP

T188216-100 - 18"W RH
T188216-101 - 18"W LH
T248216-100 - 24"W RH
T248216-101 - 24"W LH

22" DEEP

T188222-100 - 18"W RH
T188222-101 - 18"W LH
T248222-100 - 24"W RH
T248222-101 - 24"W LH



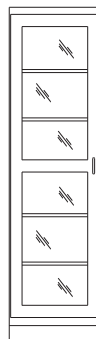
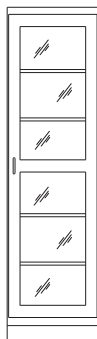
16" DEEP

T308216-200 - 30"W
T358216-200 - 35"W
T428216-200 - 42"W
T478216-200 - 47"W

22" DEEP

T308222-200 - 30"W
T358222-200 - 35"W
T428222-200 - 42"W
T478222-200 - 47"W

Framed Glass Door



16" DEEP

T188216-150 - 18"W RH
T188216-151 - 18"W LH
T248216-150 - 24"W RH
T248216-151 - 24"W LH

22" DEEP

T188222-150 - 18"W RH
T188222-151 - 18"W LH
T248222-150 - 24"W RH
T248222-151 - 24"W LH



16" DEEP

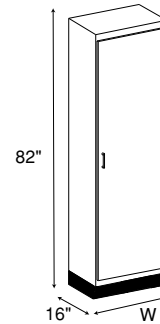
T308216-250 - 30"W
T358216-250 - 35"W
T428216-250 - 42"W
T478216-250 - 47"W

22" DEEP

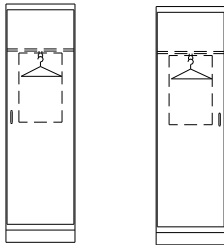
T308222-250 - 30"W
T358222-250 - 35"W
T428222-250 - 42"W
T478222-250 - 47"W

Special Use Tall Cases

Special use tall cases are 82" high and 16" deep. All dimensions are nominal.




Wardrobe Cabinets



T248216-120 - 24"W RH
T248216-121 - 24"W LH

This unit features a garment hangar with pull-out carrier, hat shelf, mirror and solid door.

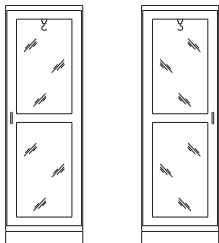
Notebook Cabinets



T248216-130 - 24"W RH
T248216-131 - 24"W LH

Horizontal compartment for storing flat materials including notebooks. (29) individual compartments each 2 3/8" high.

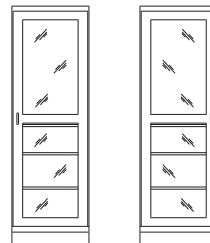
Skeleton Cabinets



T248216-140 - 24"W RH
T248216-141 - 24"W LH

Comes with framed glass door and pull-out carrier for skeleton.

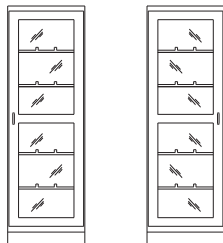
Torso Cabinets



T248216-160 - 24"W RH
T248216-161 - 24"W LH

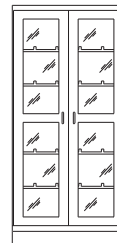
Comes with framed glass door and two adjustable shelves and pull-out shelf for top.

Microscope Cabinets



T248216-170 - 24"W RH
T248216-171 - 24"W LH

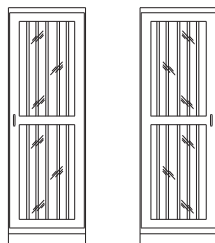
Accommodates up to (15) microscopes.



T358216-270 - 35"W
T478216-270 - 47"W

Unit stores as many as (30) microscopes. Hinged glass doors allow for easy access, as well as instant recognition.


Tubing Cabinets



T248216-180 - 24"W RH
T248216-181 - 24"W LH

Slanted storage compartments allow easy access to glass tubing.

Axis 3[®] Storage Cabinets

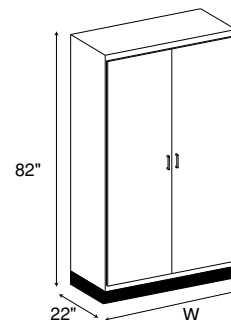


T478216-799 - 47"W

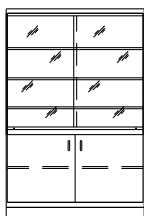
Unit features framed glass doors with lock. Used for storage of wireless keyboards and various accessories for the Axis 3[®] student table.

Special Use Tall Cases

Special use tall cases on this page are 82" high and 22" deep. All dimensions are nominal.



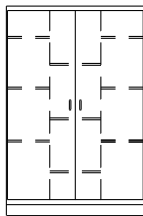
Display



T358222-700 - 35"W
T478222-700 - 47"W

Provided with (4) adjustable shelves, one fixed shelf and framed glass doors.

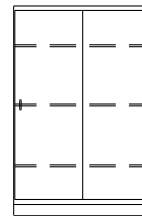
Compartmental



T358222-712 - 35"W
T478222-712 - 47"W

Three vertical spaces and nine movable shelves. Permits arrangement of compartments front to back.

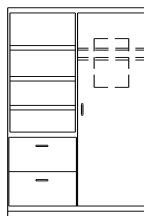
Blind Corner



T478222-100 - 47"W RH
T478222-101 - 47"W LH

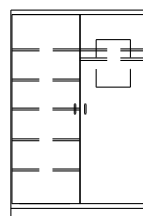
Two full length adjustable shelves and one fixed shelf. Hinged doors. RH version shown.

Instructor



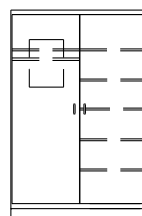
T478222-710 - 47"W RH
T478222-711 - 47"W LH

Cabinet includes (2) file drawers, (3) sloping display shelves, mirror and a wardrobe compartment with clothes rod & fixed hat shelf. RH version shown.



T358222-720 - 35"W
T478222-720 - 47"W

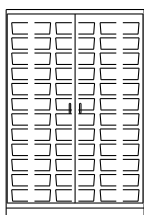
Left hand section fitted with (5) adjustable shelves. Right hand section with fixed shelf, clothes rod & mirror on door.



T358222-721 - 35"W
T478222-721 - 47"W

Right hand section fitted with (5) adjustable shelves. Left hand section with fixed shelf, clothes rod & mirror door.

Tote Tray - 36

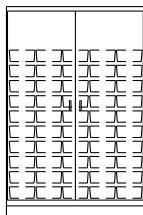


T478222-236 - 47"W

Unit comes complete with (36) tote trays.

Tote Tray Size:
19 1/2"L X 13 1/4" W X 4 1/2"H - O.D.

Tote Tray - 50




T478222-210 - 47"W

Unit comes complete with (50) tote trays.

Tote Tray Size:
19 1/2"L X 8 13/16" W X 4 1/2"H - O.D.

Tote Tray - 60

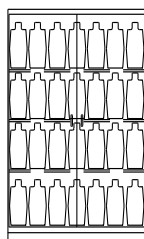


T478222-220 - 47"W

Unit comes complete with (60) tote trays.

Tote Tray Size:
19 1/2"L X 8 13/16" W X 4 1/2"H - O.D.

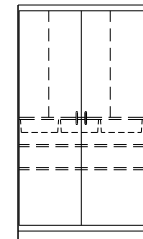
Carryall



T478222-730 - 47"W

The Sheldon Carryall & Carryall Storage make possible the most economical & easily controlled student equipment storage. This unit includes (28) Carryalls.

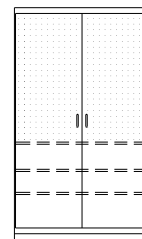
Apparatus Panel Storage



T448222-750 - 44"W

Upper section holds up to (28) blank panel boards & approximately (14) ready-mounted apparatus panel boards in the vertical position. Lower section with (3) tray drawers to accommodate loose apparatus & holds up to (16) blank panel boards & approximately (10) ready mounted apparatus panel boards in the horizontal position.

Tool



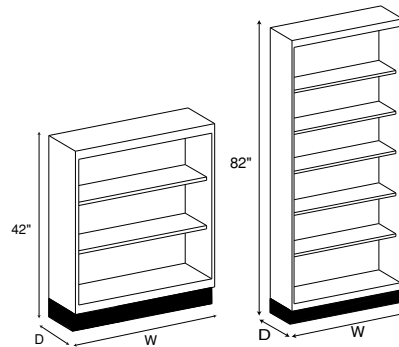
T478222-740 - 47"W

Pegboard lining upper area for hooks to store tools. Lower portion of cabinet with two adjustable shelves.

Utility Shelving

Utility shelving units are available in heights of 42" and 82". 42" high units are provided with 3/4" black plastic laminate tops. Standard shelves are 3/4" hardwood plywood. 82" high units provided with four adjustable shelves and center shelf fixed. 42" high units provided with two adjustable shelves.

- 1" Heavy-duty hardwood plywood shelves may be specified at an additional cost.
- 1" Black corrosion resistant phenolic resin shelves may be specified at an additional cost.
- Raised lip shelves may be specified at an additional cost.
- All dimensions are nominal.



Two Shelf Units



12" DEEP


B184212-000 - 18"W
B244212-000 - 24"W

16" DEEP

B184216-000 - 18"W
B244216-000 - 24"W

22" DEEP

B184222-000 - 18"W
B244222-000 - 24"W



B304212-000 - 30"W
B354212-000 - 35"W

B304216-000 - 30"W
B354216-000 - 35"W


B304222-000 - 30"W
B354222-000 - 35"W

Five Shelf Units



12" DEEP

T188212-000 - 18"W
T248212-000 - 24"W



T308212-000 - 30"W
T358212-000 - 35"W

72460 • 72470 • 72465 • 72475 • 72480 • 72490 - High Density Shelving

72460 - Single Face 30"Width X 12"Depth, Fixed

72470 - Single Face 35"Width X 12"Depth, Fixed

72465 - Double Face 30"Width X 24"Depth, Movable

72475 - Double Face 35"Width X 24"Depth, Movable

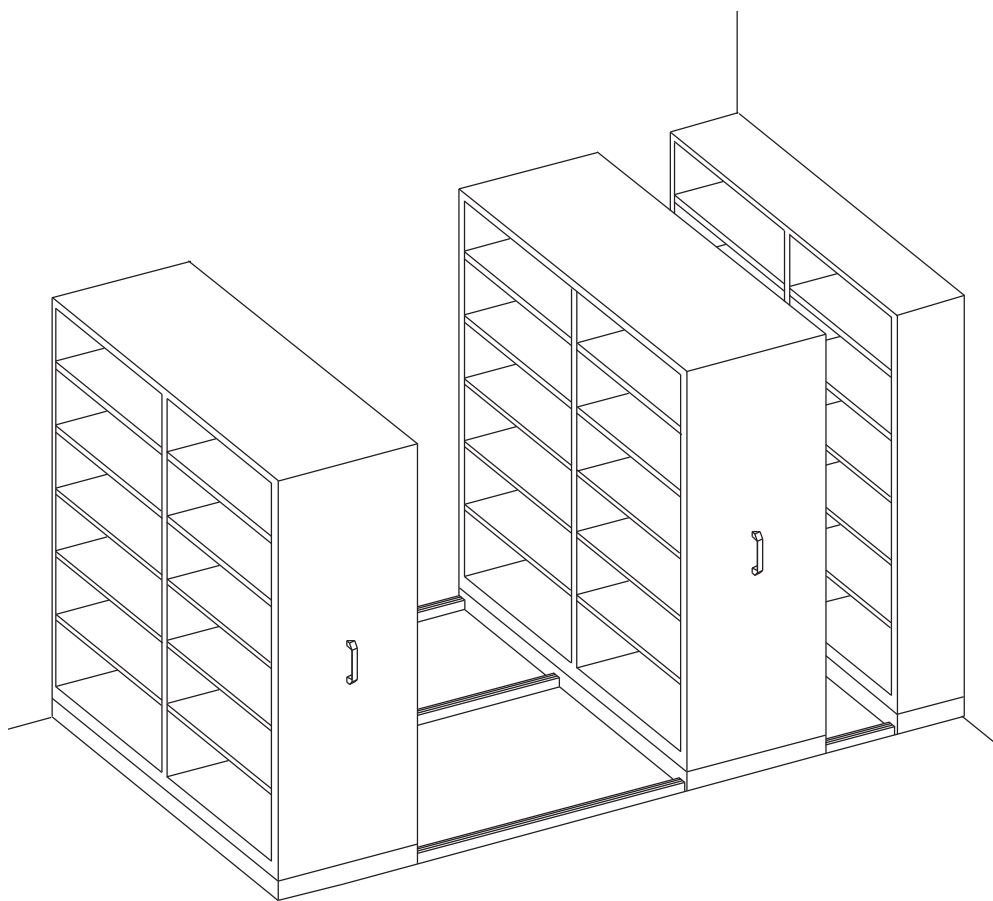
72480 - Double Face 30"Width X 24"Depth, Fixed

72490 - Double Face 35"Width X 24"Depth, Fixed

Sheldon's High Density Movable Shelving provides efficient storage for supplies and bulk items in the laboratory to maximize use of floor space. The shelving sections, mounted on a carriage system, roll-on (3) surface mounted metal tracks, eliminating the need to trench into the floor or build a platform to

gain access over the track.

The track and carriage system meet ADA Guidelines for Wheelchair Accessibility and incorporate a built-in, anti-tilt device meeting California Seismic codes.




- Features

- Assembly height, including track & carriage, is approximately 81".
- Each unit provided with (5) shelves.
- Shelves adjustable on 1 1/4" centers using steel shelf pins.
- Shelves are 3/4" thick with 1/2" lip on front edge with standard finish.
- 3/4" thick Phenolic Resin shelves with 1/2" lip may be specified at an additional cost.

Wood Aprons

■ Wood Aprons are 4" high, constructed of 3/4" thick solid oak.

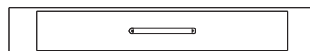
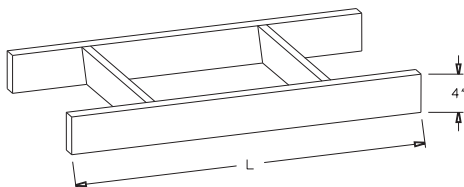
Plain Apron Rails



Provided with electrical cutout.

AR-18	18"	AR-18EC
AR-24	24"	AR-24EC
AR-30	30"	AR-30EC
AR-36	36"	AR-36EC
AR-42	42"	AR-42EC
AR-48	48"	AR-48EC

Intermediate Knee Space Aprons

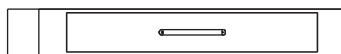

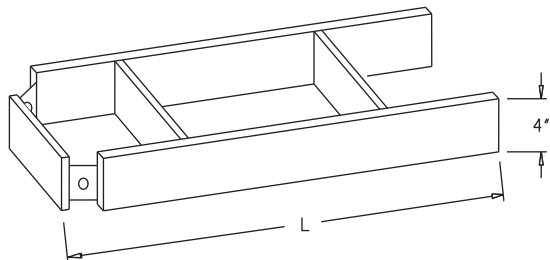


IKS-2224 - 24"L
IKS-2230 - 30"L
IKS-2236 - 36"L
IKS-2248 - 48"L
IKS-2260 - 60"L

IKS-1D2224 - 24"L
IKS-1D2230 - 30"L
IKS-1D2236 - 36"L
IKS-1D2248 - 48"L

IKS-2D2248 - 48"L
IKS-2D2260 - 60"L
IKS-2D2272 - 72"L

Knee Space Aprons

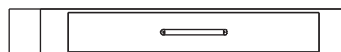



21 1/2" Deep for 24" Top

RKS-2224	LKS-2224	22 3/4"L
RKS-2230	LKS-2230	28 3/4"L
RKS-2236	LKS-2236	34 3/4"L
RKS-2248	LKS-2248	46 3/4"L
RKS-2260	LKS-2260	58 3/4"L
RKS-2272	LKS-2272	70 3/4"L

RKS-1D2230	LKS-1D2230	28 3/4"L
RKS-1D2236	LKS-1D2236	34 3/4"L
RKS-1D2248	LKS-1D2248	46 3/4"L

RKS-2D2248	LKS-2D2248	46 3/4"L
RKS-2D2254	LKS-2D2254	52 3/4"L
RKS-2D2260	LKS-2D2260	58 3/4"L
RKS-2D2272	LKS-2D2272	70 3/4"L



21 1/2" Deep for 30" Top

RKS-2824	LKS-2824	22 3/4"L
RKS-2830	LKS-2830	28 3/4"L
RKS-2836	LKS-2836	34 3/4"L
RKS-2848	LKS-2848	46 3/4"L
RKS-2860	LKS-2860	58 3/4"L
RKS-2872	LKS-2872	70 3/4"L

RKS-1D2830	LKS-1D2830	28 3/4"L
RKS-1D2836	LKS-1D2836	34 3/4"L
RKS-1D2848	LKS-1D2848	46 3/4"L

RKS-2D2848	LKS-2D2848	46 3/4"L
RKS-2D2854	LKS-2D2854	52 3/4"L
RKS-2D2860	LKS-2D2860	58 3/4"L
RKS-2D2872	LKS-2D2872	70 3/4"L

Note: When Ordering, "RKS" denotes Right Knee Space; "LKS" denotes Left Knee Space.

Legs

■ Legs are constructed of 2 1/4" solid oak with radiused edges.



PLAIN LEGS

LG-29 - 27 15/16"H
 LG-30 - 28 3/4"H
 LG-36 - 34 3/4"H

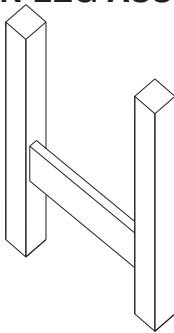


BOLT - THRU LEGS

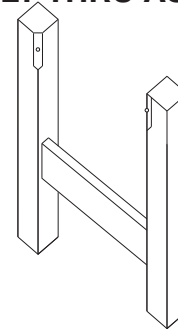
BLG-29 - 27 15/16"H
 BLG-30 - 28 3/4"H
 BLG-36 - 34 3/4"H

Leg Assemblies

PLAIN LEG ASSEMBLY



BOLT-THRU ASSEMBLY



For 24" Deep Top

LGA-2429 27 15/16"H
 LGA-2430 28 3/4"H
 LGA-2436 34 3/4"H

BLGA-2429 27 15/16"H
 BLGA-2430 28 3/4"H
 BLGA-2436 34 3/4"H

For 30" Deep Top

LGA-3029 27 15/16"H
 LGA-3030 28 3/4"H
 LGA-3036 34 3/4"H

BLGA-3029 27 15/16"H
 BLGA-3030 28 3/4"H
 BLGA-3036 34 3/4"H

For 36" Deep Top

LGA-3629 27 15/16"H
 LGA-3630 28 3/4"H
 LGA-3636 34 3/4"H

BLGA-3629 27 15/16"H
 BLGA-3630 28 3/4"H
 BLGA-3636 34 3/4"H

*NOTE: FOR TOPS 42" DEEP & OVER, LEG ASSEMBLIES ARE STANDARD.
 ALL SHELDON LEGS INCLUDE ADJUSTABLE LEVELERS & LEG BOOTS.

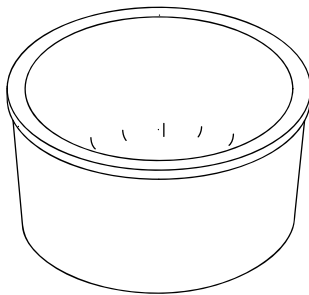


FURNISHINGS

- ✦ Sinks
 - ✦ Drain Fittings
 - ✦ Service Fixtures
 - ✦ Reagent Racks
 - ✦ Drying Racks
- ✦ Electrical Fittings
 - ✦ Accessories
 - ✦ Work Surfaces
- ✦ Wood Cabinet Technical Information



Round Drop-In Sinks

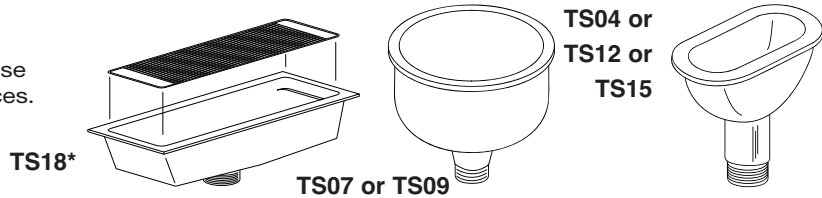


These epoxy resin, Drop-In sinks are 10" and 12" in diameter.

Inside Dimensions (in)		Wt. (lb)	Sink No.	Outlet	Wt. (kg)	Inside Dimensions (mm)	
Diameter	Depth					Diameter	Depth
10.00	7.8	14	DRS10	Center	6	254	198
12.00	7.8	18	DRS12	Center	8	305	198

Cupsinks

These epoxy resin cupsinks are designed for quick disposal of liquid waste. Cupsinks are available in three shapes and in six sizes for use with all fume hood and bench top work surfaces.



DIMENSIONS (in)						Wt. (lb)	Cup Sink No.	Shape	Wt. (kg)	DIMENSIONS (mm)					
Inside			Outside							Inside			Outside		
Length	Width	Depth	Length	Width	Depth					Length	Width	Depth	Length	Width	Depth
5.7	2.7	3.7	7.5	4.5	8.3	2.5	TS04	Oval	1.10	145	69	94	191	114	211
8.8	2.7	5.8	10.4	4.5	10.0	3.0	TS12	Oval	1.40	224	69	147	264	114	254
10.8	3.0	5.3	12.2	4.5	9.6	3.5	TS15	Oval	1.60	274	76	135	310	114	244
6.0	6.0	6.0	7.4	7.4	11.4	2.5	TS07	Round	1.10	152	152	152	188	188	290
8.0	8.0	6.0	9.3	9.3	9.5	3.5	TS09	Round	1.60	203	203	152	236	236	241
13.6	4.4	5.4	15.2	6.0	9.9	5.2	*TS18	Rectangle	2.40	345	112	137	386	152	251

*TS18 INCLUDES #316 MONEL STAINLESS STEEL SCREEN.

End & Corner Wall Sinks



These three epoxy resin sinks were designed to be mounted on either a wood or metal lower cabinet or leg assembly.

Inside Dimensions (in)				Wt. (lb)	Sink No.	Outlet	Wt. (kg)	Inside Dimensions (mm)			
Length	Width	Depth	Back Splash					Length	Width	Depth	Back Splash
22.00	13.6	12.6	3.8	70	E46	Front	32	559	345	320	97
22.00	13.6	12.6	5.8	73	E47	Front	33	559	345	320	147
14.25	14.3	12.3	4.4	46	W08C	Center	21	363	363	312	112

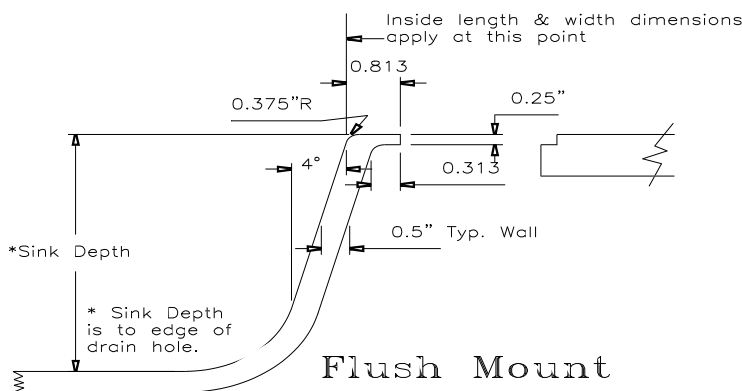
Drop-In Sinks

All exterior edges and corners of these drop-in sinks are rounded for the user's protection. Their clean lines and flush mounting give both new and remodeled labs a more modern appearance.

Flush mounting eliminates the area under the work surface lip, inherent with undermount sinks, where bacteria commonly form. Sink areas are easier to keep clean. Drop-in sinks eliminate the need for sink supports, allowing higher clearance and more usable cabinet storage area.

When there is a need for an epoxy resin double sink configuration, a pair of drop-in sinks are far less expensive and much easier to ship and install.

Epoxy resin drop-in sinks can also be specified for use with most other types of work surface material.

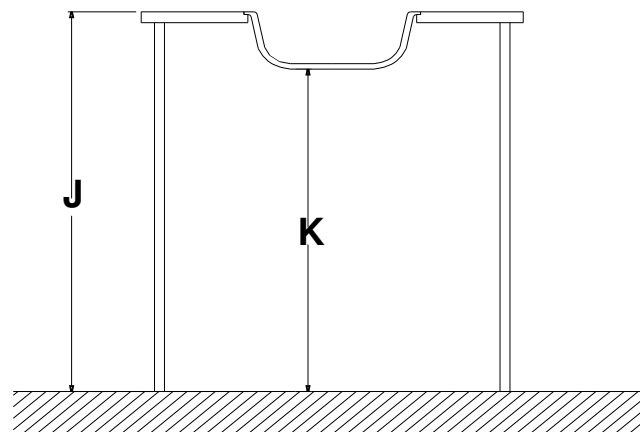


ADA Compliant Drop-In Sinks

ADA compliance requires a 34" maximum* height from the floor to the top of the work surface (J) and a clearance of at least 27" from the floor to the closest obstruction (K).

These ADA sinks are flush-mounted, eliminating the need for sink supports. The tubs of these sinks are rounded on the exterior sides and bottom for the user's comfort and protection. Plumbing outlets are located in the right rear corner, away from the user.

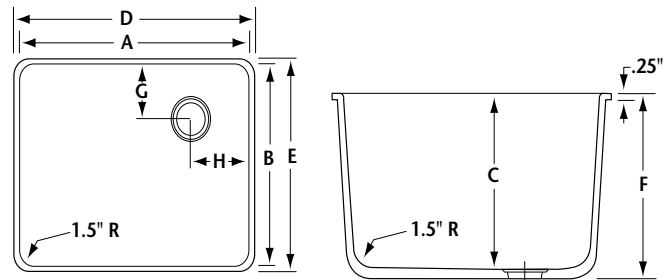
*Maximum inside depth of sinks is 5.5".



Drop-In Sinks

Drop-In Sinks are molded of Epoxy Resin to provide maximum resistance to heat, moisture and reagents. Most sizes feature corner drains. This design reclaims valuable under-sink storage by moving plumbing to the rear of supporting cabinetry.

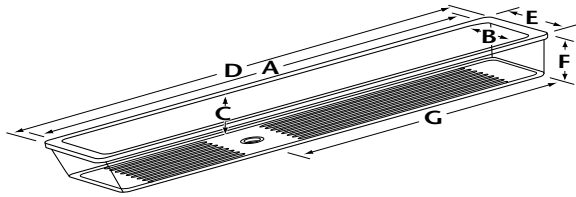
As a design option, multi-unit sinks featuring common rim dimensions are now available (highlighted in gray below).



DIMENSIONS (in)									Sink No.	Outlet	Wt.. (kg)	DIMENSIONS (mm)								
Inside			Outside			Outlet						Wt.. (lb)	Inside			Outside			Outlet	
A	B	C	D	E	F	G	H	A					B	C	D	E	F	G	H	
9.0	6.0	5.8	10.6	7.6	6.8	3.0	4.5	9	D01C	Center	4	229	152	147	270	194	173	76	114	
12.0	8.0	5.8	13.6	9.6	6.8	4.0	6.0	16	D03C	Center	7	305	203	147	346	245	173	102	152	
❧ 14.0	10.0	4.8	15.6	11.6	5.8	3.5	3.5	19	A05	Corner	9	356	254	254	397	295	147	89	89	
14.0	10.0	6.2	15.6	11.6	7.2	3.5	3.5	22	D05	Corner	10	356	254	157	397	295	183	89	89	
14.0	10.0	6.2	15.6	11.6	7.2	5.0	7.0	24	D05C	Center	11	356	254	157	397	295	183	127	178	
❧ 14.0	14.0	4.8	15.6	15.6	5.8	3.5	3.5	24	A07	Corner	11	356	356	122	397	397	147	89	89	
15.0	8.0	10.8	16.6	9.6	11.8	3.5	3.5	25	D09	Corner	11	381	203	274	422	245	300	89	89	
16.0	8.0	6.8	17.6	9.6	7.8	4.0	3.5	20	D10	Corner	9	406	203	173	448	245	198	102	89	
16.0	8.0	6.8	17.6	9.6	7.8	4.0	8.0	21	D10C	Center	10	406	203	173	448	245	198	102	203	
16.0	12.0	8.0	17.6	13.6	9.0	3.5	3.5	30	D15	Corner	14	406	305	203	448	346	229	89	89	
16.0	12.0	8.0	17.6	13.6	9.0	6.0	8.0	31	D15C	Center	14	406	305	203	448	346	229	152	203	
16.0	16.0	10.0	17.6	17.6	11.0	3.5	3.5	40	D19	Corner	18	406	406	254	448	448	269	89	89	
16.0	16.0	7.5	17.6	17.6	8.5	3.5	3.5	32	D20	Corner	15	406	406	191	448	448	279	89	89	
16.0	16.0	15.0	17.6	17.6	16.0	3.5	3.5	55	D21	Corner	25	406	406	381	448	448	216	89	89	
18.0	6.5	6.8	19.6	8.1	7.8	3.3	9.0	30	D22C	Center	14	457	165	173	499	207	198	83	229	
❧ 18.0	15.0	4.5	19.6	16.6	5.5	3.5	3.5	32	A25	Corner	15	457	381	114	499	422	140	89	89	
18.0	15.0	8.0	19.6	16.6	9.0	3.5	3.5	39	D25	Corner	18	457	381	203	499	422	229	89	89	
❧ 18.0	15.0	5/10.9	19.6	16.6	11.9	3.5	3.5	39	A26	Corner	18	457	381	127/277	499	422	302	89	89	
18.0	15.0	11.9	19.6	16.6	12.9	3.5	3.5	53	D30	Corner	24	457	381	302	499	422	328	89	89	
18.0	15.0	11.9	19.6	16.6	12.9	7.5	9.0	50	D30C	Center	23	457	381	302	499	422	328	191	229	
18.0	15.0	15.8	19.6	16.6	16.8	3.5	3.5	49	D32	Corner	22	457	381	401	499	422	427	89	89	
21.0	17.0	9.7	22.6	18.6	10.7	3.5	3.5	59	D33	Corner	27	533	432	246	575	473	272	89	89	
24.0	16.0	8.2	25.6	17.6	9.2	3.5	3.5	54	D50	Corner	24	610	406	208	651	448	234	89	89	
24.0	16.0	8.0	25.6	17.6	9.0	8.0	12.0	48	D50C	Center	22	610	406	203	651	448	229	203	305	
24.0	16.0	9.6	25.6	17.6	10.6	3.5	3.5	60	D51	Corner	27	610	406	244	651	448	269	89	89	
❧ 25.0	15.0	4.8	26.6	16.6	5.8	3.5	3.5	47	A55	Corner	21	635	381	121	676	422	146	89	89	
25.0	15.0	8.0	26.6	16.6	9.0	3.5	3.5	49	D54	Corner	22	635	381	203	676	422	229	89	89	
25.0	15.0	10.0	26.6	16.6	11.0	3.5	3.5	60	D55	Corner	27	635	381	254	676	422	279	89	89	
25.0	15.0	13.6	26.6	16.6	14.6	3.5	3.5	71	D57	Corner	32	635	381	345	676	422	371	89	89	
25.0	15.0	17.8	26.6	16.6	18.8	3.5	3.5	79	D58	Corner	36	635	381	452	676	422	478	89	89	
28.0	15.0	11.5	29.8	16.8	12.5	3.5	3.5	61	D59	Corner	28	711	381	292	757	427	318	89	89	
30.0	16.0	17.8	31.6	17.6	18.8	3.5	3.5	94	D61	Corner	43	762	406	452	803	448	478	89	89	
35.5	19.5	9.8	37.1	21.2	10.8	9.8	17.8	98	D65C	Center	44	902	495	249	943	538	274	248	451	

NOTE: ADA compliant sinks are designated by this symbol. Outside edges & corners are rounded for the user's comfort and protection. Plumbing outlets are located in the right rear corner.

One Piece Drop-In Troughs

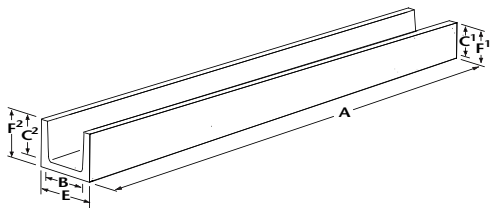


Drop-in troughs like Drop-In sinks are flush mounted. Flush mounting eliminates the area under the work surface lip, inherent with undermount troughs and sinks, where bacteria commonly form. This makes trough areas easier to keep clean. Drop-In troughs eliminate the need for trough supports, while providing excellent joint integrity.

Drop-In troughs are offered in “one piece” construction with standard lengths of 3’ and 4’. These two troughs feature off-center drains and molded raised ribs along the bottom to facilitate glassware drying. These troughs require an SO3 outlet.

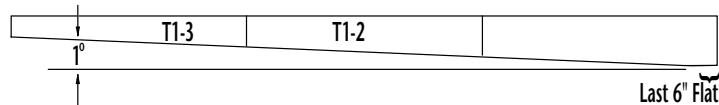
DIMENSIONS (in)							Outlet	Wt. (lb)	Trough No.	Outlet	Wt. (kg)	DIMENSIONS (mm)						
Inside			Outside			Outlet						Inside			Outside			Outlet
Length	Width	Depth	Length	Width	Depth							Length	Width	Depth	Length	Width	Depth	
A	B	C	D	E	F	G	A	B	C	D	E	F	G					
46.6	6.4	3.5	48.0	8.0	4.6	19.4	39	DT48	Off-Center	18	1184	163	89	1219	203	117	493	
34.5	6.4	3.6	36.0	8.0	4.6	13.6	29	DT36	Off-Center	13	876	163	91	914	203	117	340	

Undermount Troughs



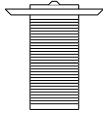
These open-end epoxy resin undermount troughs are molded in 72” sections. They are joined together to form longer runs as they are installed.

Sections are fabricated to meet specifications, and end caps are applied as needed at the factory. Trough sections are shipped with an assembly kit of materials for joints. The drain hole for a standard SO3 outlet is noded in the 6” flat section at the end of the deepest trough section as shown in the drawing below.



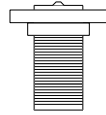
DIMENSIONS (in)								Wt. (lb)	Trough No.	Wt. (kg)	DIMENSIONS (mm)							
Inside				Outside							Inside				Outside			
Length	Width	Depth		Length	Width	Depth					Length	Width	Depth		Length	Width	Depth	
A	B	C ¹	C ²	D	E	F ¹	F ²	A	B	C ¹	C ²	D	E	F ¹	F ²			
Open-End Undermount Trough - 3 Section																		
72.0	6.6	3.8	4.54	72.0	7.9	4.3	5.1	48	T1-1	22	1829	168	96	115	1829	200	109	129
72.0	6.6	3.0	3.79	72.0	7.9	3.6	4.3	48	T1-2	22	1829	168	77	96	1829	200	90	109
72.0	6.6	2.3	3.04	72.0	7.9	2.8	3.6	48	T1-3	22	1829	168	58	77	1829	200	56	90
Open-End Undermount Trough - 2 Section																		
72.0	3.9	3.8	4.5	72.0	5.2	4.2	5.0	48	T2-1	22	1829	98	95	114	1829	133	108	127
72.0	3.9	3.1	3.8	72.0	5.2	3.6	4.2	48	T2-2	22	1829	98	78	95	1829	133	89	108

Outlets



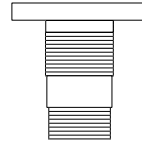
38953 • Polyolefin

(1 1/2") black threaded outlet including plug, strainer, back nut and gasket. (Use with fiberglass sinks.)



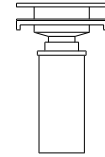
31552 • Polyolefin

(1 1/2") black threaded outlet including plug, strainer, back nut and gasket. (Use with undermount epoxy sinks and troughs.)



PT05 • Polyolefin

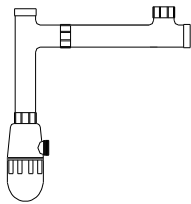
(1 1/2") black threaded SolTra™ outlet including TS3 stopper, disc strainer and back nut. (Use with Lab Tops drop-in sinks and troughs.)



82560

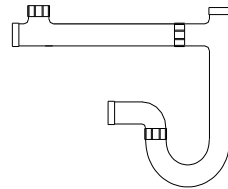
Stainless steel sink outlet with removable crumb cup.

Traps



38595 • Vulcathene

Double bowl adjustable side drain. Bottle trap assembly. FNPS loose nut inlet x MNPT outlet (1 1/2").



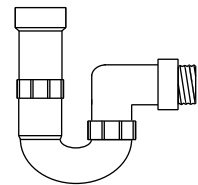
38586 • Vulcathene

Double bowl adjustable side drain "P" trap assembly. FNPS loose nut inlet x MNPT outlet (1 1/2").



31595 • Vulcathene


Bottle trap. FNPS loose nut inlet x MNPT outlet (1 1/2").



39186 • Vulcathene P Trap

Adjustable riser trap. FNPS inlet x MNPT outlet (1 1/2"). *When "S" trap is required, add **39164** elbow.

Overflows



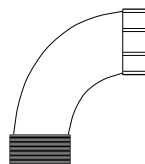
82600 V • Vulcathene

Stand pipe overflow. Available up to 21" high.



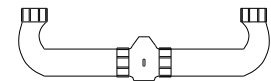
82601 R • Epoxy Resin

Stand pipe overflow. Available in heights of 4", 6" and 8".



39164 • Vulcathene

90° elbow to convert P to S type traps. FNPS loose nut x MNPT (1 1/2").



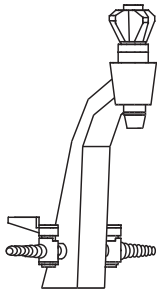
38512 • Vulcathene

Double bowl center drain. Adjustable assembly. FNPS loose nut inlet x MNPS outlet (1 1/2").

Service Fixtures

The Sheldon Unicast fixture's unique design provides extra protection against abuse and vandalism. The main body of the fixture is cast in one piece of 5A-ASTM-30 brass. The standard exterior finish is twilight in color, epoxy powder-coated to a sand blasted surface creating a chemical resistant finish. The Unicast is available with cold water and gas, air or vacuum. The Unimix fixture is available with cold water, hot water and gas, air or vacuum. Both the Unicast & Unimix® are provided with aerators. Optional vacuum breaker, serrated hose connection and aspirator are available at an additional cost.

Unicast

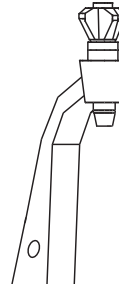


80020 - (12 5/8" H Shown)
Unicast with cold water, two gas cocks & aerator.

80020A - Same as above, except with two air cocks.

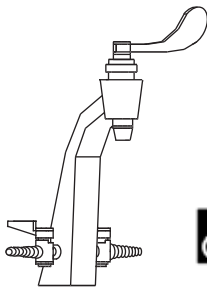
80020V - Same as above, except with two vacuum cocks.

Options:
82010T - Vacuum Breaker
80850T - Serrated Hose Connection
81000T - Aspirator



80022 - (12 5/8" H Shown)
Unicast with cold water & aerator.

Options:
82010T - Vacuum Breaker
80850T - Serrated Hose Connection
81000T - Aspirator

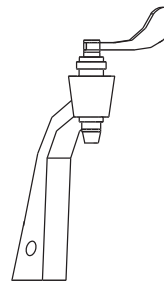


80020-WB-BV - (13 5/8" H Shown)
Unicast with cold water, two gas ball valves, wrist-blade handle & aerator.

80020-WB-BV-A - Same as above, except with two air cocks.

80020-WB-BV-V - Same as above, except with two vacuum cocks.

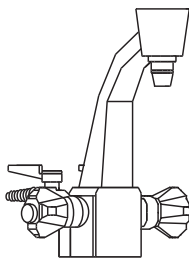
Options:
82010T - Vacuum Breaker
80850T - Serrated Hose Connection
81000T - Aspirator



80022-WB - (12 5/8" H Shown)
Unicast with cold water, wrist blade handle & aerator.

Options:
82010T - Vacuum Breaker
80850T - Serrated Hose Connection
81000T - Aspirator

Unimix®

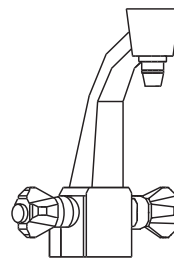


80030 - (10 1/4" H Shown)
Unimix with cold water, hot water, two gas cocks & aerator.

80030A - Same as above, except with two air cocks.

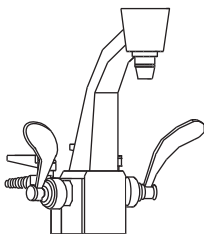
80030V - Same as above, except with two vacuum cocks.

Options:
82010T - Vacuum Breaker
80850T - Serrated Hose Connection
81000T - Aspirator



80032 - (10 1/4" H Shown)
Unimix with cold water, hot water & aerator.

Options:
82010T - Vacuum Breaker
80850T - Serrated Hose Connection
81000T - Aspirator

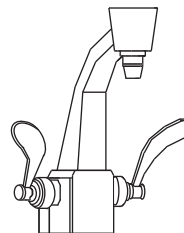


80030-WB-BV - (10 1/4" H Shown)
Unimix with cold water, hot water, two gas ball valves with brass handles, wrist blade handles & aerator.

80030-WB-BV-A - Same as above, except with two air cocks.

80030-WB-BV-V - Same as above, except with two vacuum cocks.

Options:
82010T - Vacuum Breaker
80850T - Serrated Hose Connection
81000T - Aspirator

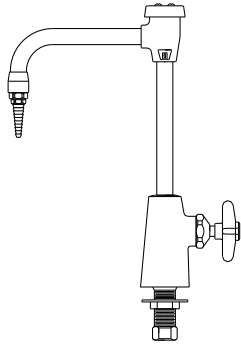


80032-WB - (10 1/4" H Shown)
Unimix with cold water, hot water, wrist-blade handles & aerator.

Options:
82010T - Vacuum Breaker
80850T - Serrated Hose Connection
81000T - Aspirator

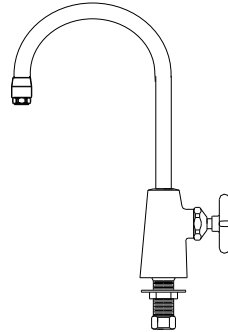
Water Faucets

80000VB



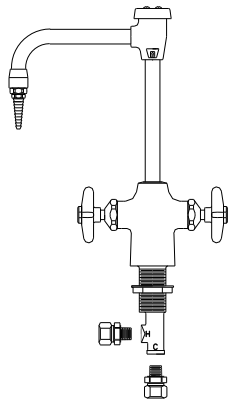
Single hot or cold water gooseneck fixture for deck mounting with vacuum breaker. Includes mounting shank, lock nut, washer and coupling nut.

80000



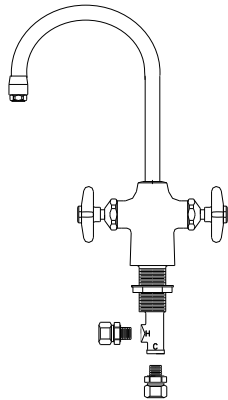
Single hot or cold water gooseneck fixture for deck mounting. Includes mounting shank, lock nut, washer and coupling nut. With aerator.

80100VB



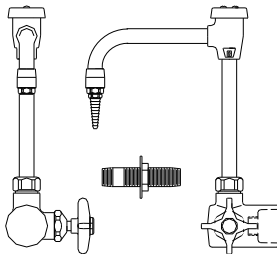
Single hot or cold water mixing gooseneck faucet for deck mounting with vacuum breaker. Includes mounting shank, lock nut, washer and two coupling nuts.

80100



Hot and cold water mixing gooseneck faucet for deck mounting. Includes mounting shank, lock nut, washer and two coupling nuts. With aerator.

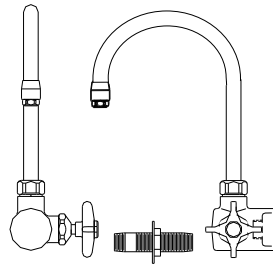
80250VB



IF 1/2" IPS MOUNTING SHANK WITH LOCKNUT AND WASHER IS REQUIRED, ADD SUFFIX "WS" OR "WSA"

Single panel mounted gooseneck for hot or cold water with vacuum breaker. Includes mounting shank with lock nut and washer.

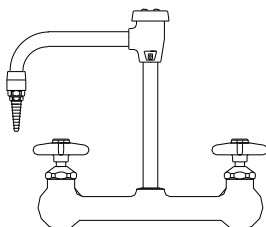
80250



IF 1/2" IPS MOUNTING SHANK WITH LOCKNUT AND WASHER IS REQUIRED, ADD SUFFIX "WS" OR "WSA"

Single panel mounted gooseneck for hot or cold water. Includes mounting shank with lock nut and washer. With aerator.

80300VB

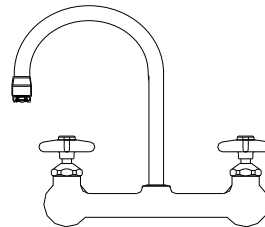


IF 3/8" IPS MOUNTING SHANKS WITH LOCKNUTS AND WASHERS ARE REQUIRED, ADD SUFFIX "WS" OR "WSA"



Hot and cold water mixing gooseneck fixture for panel mounting with vacuum breaker. Includes mounting shanks, lock nuts and washers.

80300

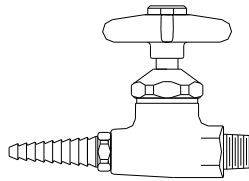


IF 3/8" IPS MOUNTING SHANKS WITH LOCKNUTS AND WASHERS ARE REQUIRED, ADD SUFFIX "WS" OR "WSA"



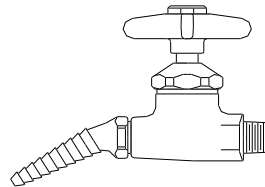
Hot and cold water mixing gooseneck fixture for panel mounting. Includes mounting shanks, lock nuts and washers. With aerator.

Miscellaneous Water Fixtures



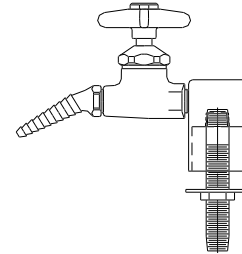
80440

Water cock with straight hose connection, pipe mounted.



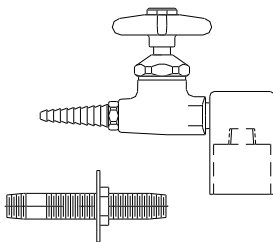
80460

Water cock with angle hose connection, pipe mounted.



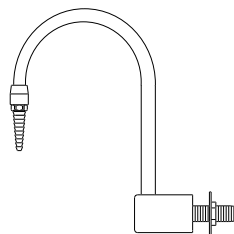
80650

Pedestal fixture for water with angle hose connection, shank, lock nut and washer.



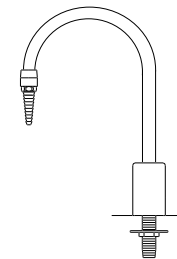
80660

Pedestal fixture for water with straight hose connection, shank, lock nut and washer.



80680

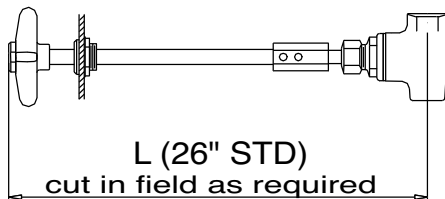
Gooseneck on pedestal only; panel mounted with shank, lock nut and washer.



80690

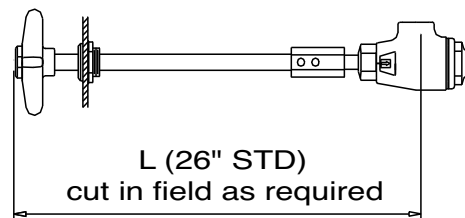
Gooseneck on pedestal only; deck mounted with shank, lock nut and washer.

Remote Control Fixture Assemblies



80770

Remote control valve for gas. Air or gas index button optional.



80780

Remote control valve for cold water. Hot water index button optional.

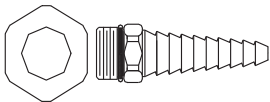
Add Suffix "VB" if Vacuum Breaker Required.

Faucet Accessories

Service Fixture Options:

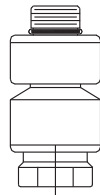
<u>Suffix Code</u>	<u>Option</u>
VB	Integral Vacuum Breaker
WB	Wrist Blade Handle
T	Twilight Powder Coat Epoxy Finish
S	Swivel Gooseneck
VR	Vandal Resistant Fixture

Swivel Gooseneck NOT AVAILABLE with vandal resistant feature.



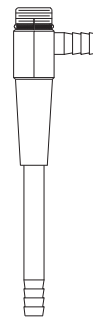
80850

Removable hose connection.



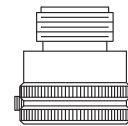
82010

Dual check vacuum breaker.



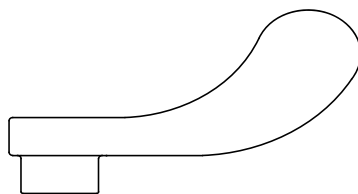
81000

Aspirator.



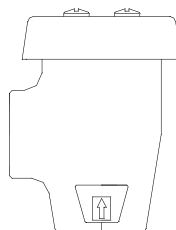
81020

Aerator.



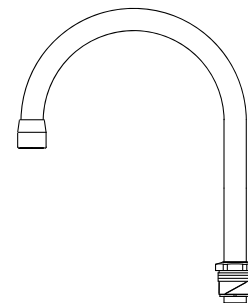
WB

Wrist blade handle.



VB

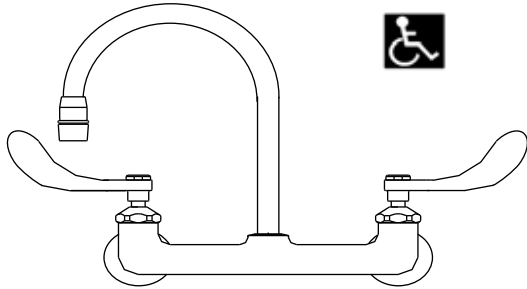
Integral vacuum breaker.



S

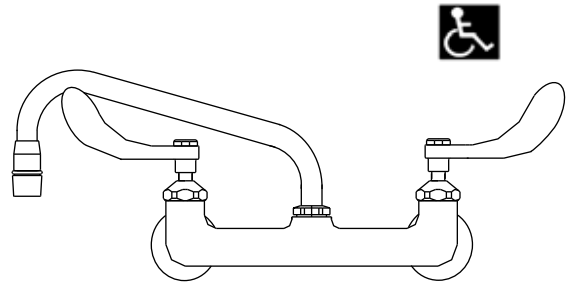
Swivel gooseneck.

Specialized Fittings



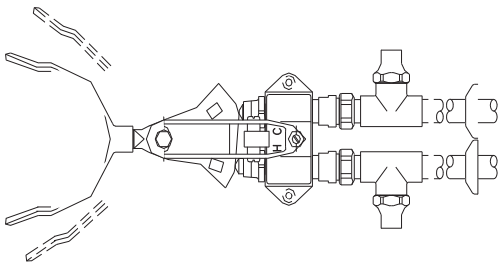
81100

Hot and cold water gooseneck faucet with wrist handles, mounting shanks, lock nuts and washers.



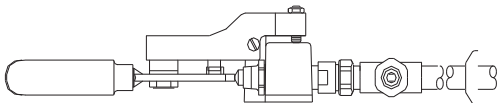
81120

Hot and cold water swing spout faucet with wrist handles, mounting shanks, lock nuts and washers.



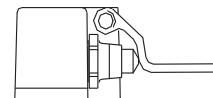
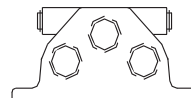
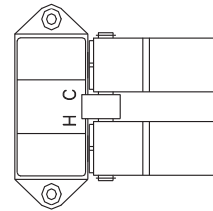
81140

Knee control valve for hot and cold water. Combine with 80680 or 80690 goosenecks.

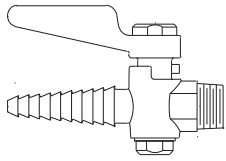


81160

Foot control valve for hot and cold water. Combine with 80680 or 80690 goosenecks.



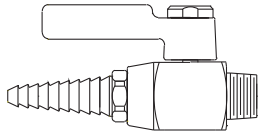
Hose Cocks for Gas - Air - Vacuum



81280 - Ground Key Cock Valves

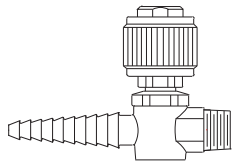
Ground key cock valves are available for non-ADA compliant units. These models feature ground key construction with ON/OFF control; constructed of brass with a spring-loaded lever handle. Ground key cocks have a maximum working pressure of 40 PSI. These cock valves are furnished as a standard on the fixtures listed below. Ground key cock valves are **NOT** AGA/CGA certified.

– Optional Valves –



81270 - Laboratory Ball Valves

Laboratory ball valves are available for ADA compliant units. These models feature ball valve construction with ON/OFF control; constructed of brass with a nylon lever handle. Ball valves have a maximum working pressure of 75 PSI. Laboratory ball valves **ARE** AGA/CGA certified.

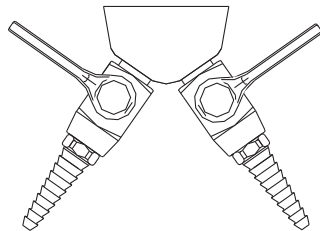


81290 - Needle Point Cocks

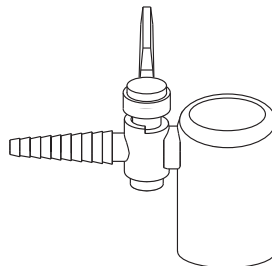
Needle point cocks are designed specifically for fine control. The needle point, Teflon packing and safety grip handle provide for continuous trouble-free operation. They may be used for any gases not affecting Teflon material. Needle point cocks have a maximum working pressure of 60 PSI. Needle point cocks are **NOT** AGA/CGA certified.

Cock Valves for Gas - Air - Vacuum

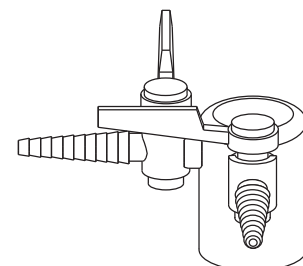
These units are furnished standard with ground key cock valves. Units are available with vandal-resistant features at an additional cost. Vandal resistant features include 3/8" heavy wall pipe shank; turret base with pins to prevent turning; index disc cemented in place to prevent removal; all threaded connections secured with cement. Standard finish is polished chrome. Epoxy powder coat finish available at an additional cost.



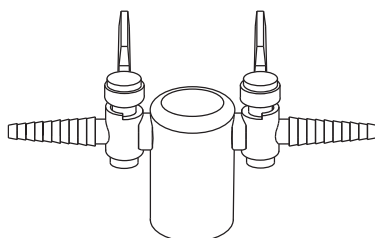
81080 - G, Double Gas
81080 - A, Double Air
81080 - V, Double Vacuum



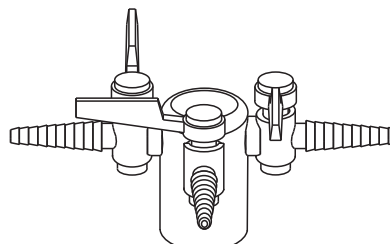
81300 - G, Single Gas
81300 - A, Single Air
81300 - V, Single Vacuum



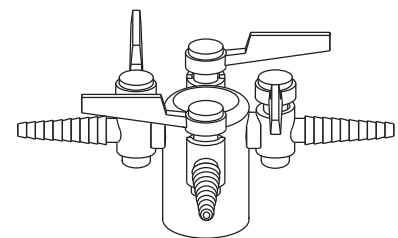
81310 - G, Angle Gas
81310 - A, Angle Air
81310 - V, Angle Vacuum



81320 - G, Double Gas
81320 - A, Double Air
81320 - V, Double Vacuum



81330 - G, 3-way Gas
81330 - A, 3-way Air
81330 - V, 3-way Vacuum



81340 - G, 4-way Gas
81340 - A, 4-way Air
81340 - V, 4-way Vacuum

Two types of Reagent Racks are available as illustrated:

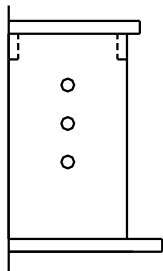
Style A – Open Face with Piping Exposed. ❖ Style B – Panel Face with Piping Concealed.

Standard Overall Height is 18" – Standard Width 12 1/2" – Standard Construction is Phenolic Resin

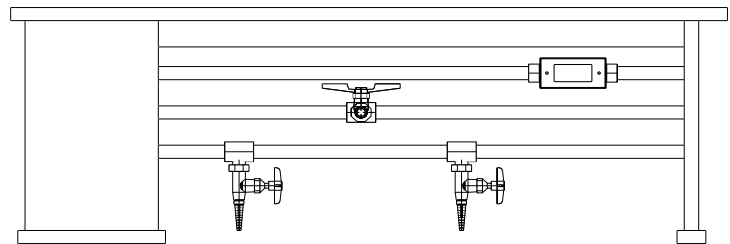
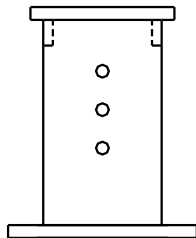
Service fixtures and electrical fixtures ARE INCLUDED; piping conduit & wiring provided BY OTHERS.

Reagent Racks • Style A - Open Face

87880 - Wall Rack



87890 - Center Rack

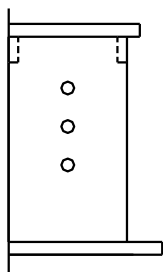


87880ER - Same as 87780, except constructed of Epoxy Resin.

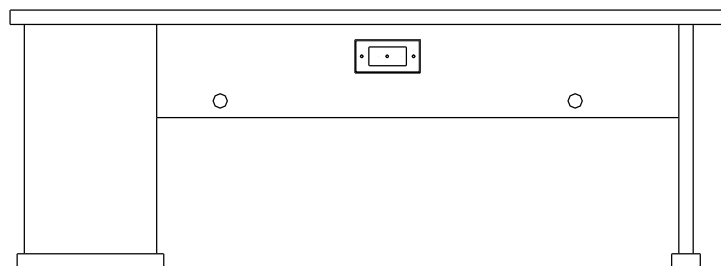
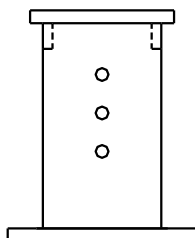
87890ER - Same as 87890, except constructed of Epoxy Resin.

Reagent Racks • Style B - Panel Face

87900 - Wall Rack



87910 - Center Rack



87900ER - Same as 87900, except constructed of Epoxy Resin.

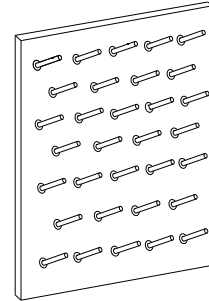
87910ER - Same as 87910, except constructed of Epoxy Resin.

Wall Mounted Drying Racks

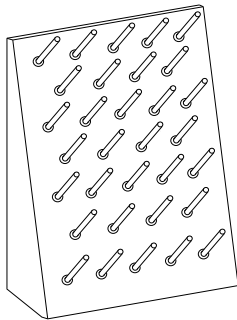
79520 • 32 Pegs - 20" X 30"

79530 • 53 Pegs - 32" X 30"

Drying racks are 1" Phenolic Resin with white plastic pegs 5" long and 3/8" diameter.



Self Supported Drying Racks



79620 • 32 Pegs - 20" X 30"

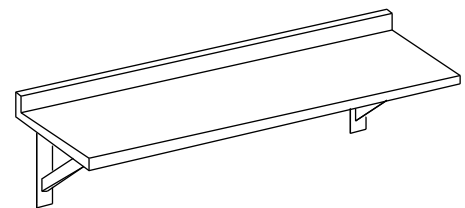
79630 • 53 Pegs - 32" X 30"

Same as wall mounted drying rack, except integral ends support board in a sloped position, 5 1/2" from front to back at bottom. Available in Phenolic Resin only.

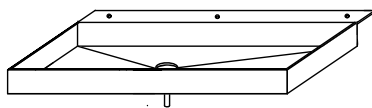
Drying Rack Bottle Shelf

70720

Black Phenolic Resin shelf 12" wide mounted above drying rack. Shelf is 20" long and mounted above a 20" X 30" drying rack.



Stainless Steel Drip Trough




MET-511-20 • 20" X 2" X 1"

MET-511-32 • 32" X 2" X 1"

Drip trough constructed of stainless steel to be used with drying racks.

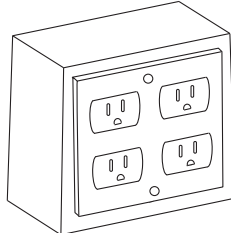
Electrical Fittings

Pedestal boxes are 5 1/2" high cast aluminum. Provided with IPS threaded mounting shank and lock nut. Standard receptacles and switches can be installed in these pedestals, flush mounted boxes or bottle rack boxes. Standard receptacles are 20 amp – 125 volt. **220 volt receptacles are available when specified.** Standard receptacle color is brown. If GFI receptacles are required, add the suffix "GFI" to fixture numbers.



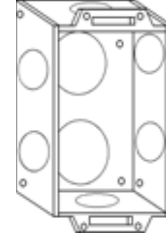
85301 • 85401 - Pedestal Box

Singled faced pedestal box with receptacle. **85401** same as **85301**, except with receptacles on each side.



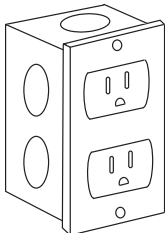
85501 • 85601 - Pedestal Box

Double width pedestal box with two receptacles on one side. **85601** same as **85501**, except with receptacles on each side.



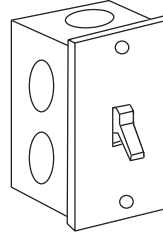
85100 - Single Box

Single box without receptacle and cover plate



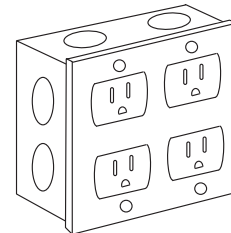
85101 - Flush Mounted Box

Box & plate with receptacle.



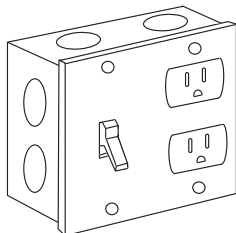
85106 - Flush Mounted Box

Box and plate with switch.



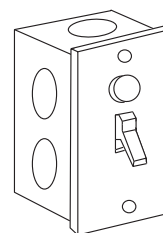
85201 - Flush Mounted Box

Box & plate with receptacle.



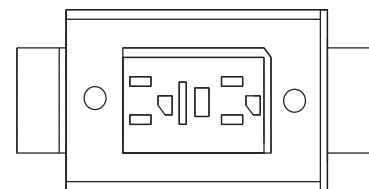
85208 - Flush Mounted Box

Box & plate with receptacle & switch.



85860 - Flush Mounted Box

Box and plate with switch & pilot light.



85701 • 85801 - Bottle Rack Box

Bottle rack box with receptacle on one side. **85801** same as **85701**, except with two receptacles & plates.

Upright Rod Accessories



86310 - Apparatus Upright Rod

(3/4") diameter and (18") long aluminum rod.

86315 - Apparatus Upright Rod

(1/2") diameter and (18") long aluminum rod.

86335 - Apparatus Upright Rod

(3/4") diameter and (24") long aluminum rod.

86325 - Apparatus Upright Rod

(1/2") diameter and (24") long aluminum rod.

86300 - Apparatus Upright Rod

(3/4") diameter and (36") long aluminum rod.

86305 - Apparatus Upright Rod

(1/2") diameter and (36") long aluminum rod.

86330 - Clamp-Style Upright Rod

(3/4") diameter and (36") long aluminum rod.

86360 - 18" Crossbar

(3/4") diameter aluminum.

86355 - 18" Crossbar

(1/2") diameter aluminum.

86370 - 42" Crossbar

(3/4") diameter aluminum.

86365 - 42" Crossbar

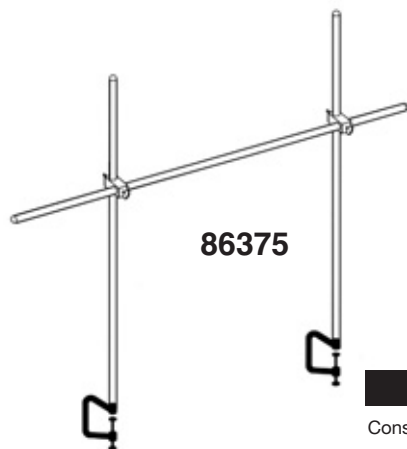
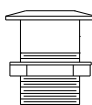
(1/2") diameter aluminum.



86330

86320 - Rod Base

For mounting in tabletop. Aluminum base receives both 3/4" and 1/2" apparatus upright rods.



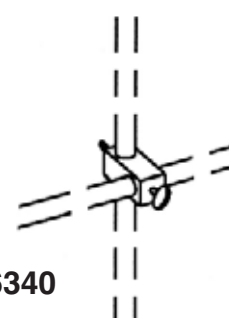
86375

86340 - Upright Rod Connector

Aluminum connector. Fits 86300, 86310, 86335, 86360, and 86370 rods.

86345 - Upright Rod Connector

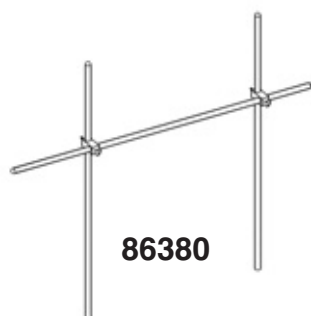
Aluminum connector. Fits 86305, 86315, 86325, 86355, and 86365 rods.



86340

86375 - C-Clamp Upright Rod Assembly

Consisting of two 86330 (3/4") c-clamp upright rods with integral clamp mechanism, one 86370 (42") crossbar, and two 86340 rod connectors. Clamping upright rods fit on table or counter with minimum of (1") overhang.



86380

86380 - 3/4" Upright Rod Assembly

Consisting of two 86300 upright rods, one 86370 (42") crossbar, and two 86340 rod connectors.

86390 - 1/2" Upright Rod Assembly

Consisting of two 86305 upright rods, one 86365 (42") crossbar, and two 86345 rod connectors.



86385

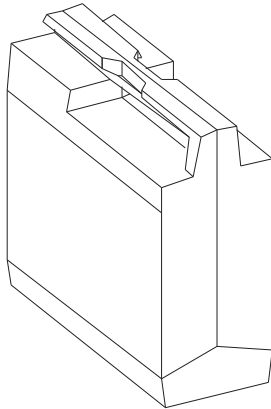
86385 - 3/4" Single Upright Rod Assembly

Consisting of one 86300 upright rod, one 86360 (18") crossbar, and one 86340 rod connector.

86395 - 1/2" Single Upright Rod Assembly

Consisting of one 86305 upright rod, one 86355 (18") crossbar, and one 86345 rod connector.

14220* - Carryall



15 3/4' Length X 6 1/8" Width X 16" Height O.D.

The dimension and design of the Sheldon carryall accommodates virtually every student storage need. Carryalls free space for student work tables; allow the student to take his equipment to remote work areas; and provide more space than is usually available in drawers.

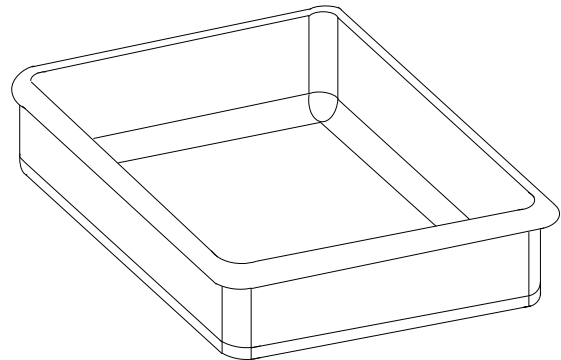
Sheldon carryalls feature double wall construction of molded high density polyethylene and a hole to accommodate a padlock for security.

***When this unit is to be suspended under table tops, #3026 - 0017 Carryall Guide must be included.**

74240* - Tray Drawer

17" Length X 11 1/2" Width X 3 3/4" Height O.D.

Fabricated of heavy duty, molded fiberglass.

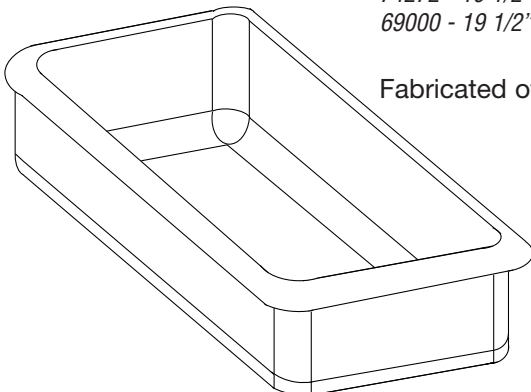


***When this unit is to be suspended under table tops, #3026 - 0025 Tray Guide must be included.**

74272* • 69000* - Tote Trays

*74272 - 19 1/2" Length X 8 13/16" Width X 4 1/2" Height O.D.
69000 - 19 1/2" Length X 13 1/4" Width X 4 1/2" Height O.D.*

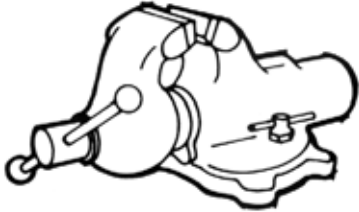
Fabricated of heavy duty, molded fiberglass.



***When this unit is to be suspended under table tops,
#3026 - 0025 Tray Guide must be included.**

**See Casework Section for
Tote Tray / Carryall Storage Cabinets**

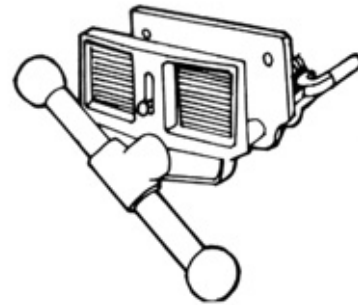
86420 - Machinists Vise



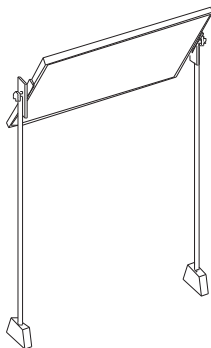
Swivels full 360°. Jaw is (3 1/2") wide, opens to (5") and has a throat depth of (3 1/4"). Geared bolt and base plate afford positive lock against slippage. Ground and polished.

86435 - Woodworker's Vise

Medium duty clamp vise. Jaws (3" X 6 1/2") opening to (7"). Designed to be mounted to tops up to 2 1/2" thick.



21031 - Demonstration Mirror




Mirror size is 22"Width" X 32"Length.

24930 - Key Cabinet

18 3/4" X 2 3/4" X 34 3/8"

Metal key cabinet furnished in gray finish only. 120 key capacity. Furnished with lock. Comes complete with file key tag, key receipt slips & holders, key collection envelopes, and cross-reference index binders.



Laboratory Tops

See SEFA 3 – 1996 WORK SURFACES, RECOMMENDED PRACTICES
for selection, use, description, tolerances and maintenance of laboratory tops.

❖ Shelresin (Epoxy Resin)

Epoxy Resin tops are produced from a composite of epoxy resin, silica, organic fillers and inert hardeners. Material is cast and cured in ovens at elevated temperatures. Material is homogeneous throughout and non-absorbent.

Standard color is black.

❖ Phenolic Resin

Solid phenolic composite tops are a compression molded composite of a homogeneous core of organic fiber reinforced phenolic and one or more integrally cured surfaces of compatible thermostat resins that are non-absorbent.

Standard color is black.

❖ Fiberglass Reinforced Polyester

Fiberglass reinforced structural polyester – molded fiberglass with durable gel coat surface. Non-burning when submitted to the ASTM D-635 test.

Standard colors are twilight and black.

❖ Regular Grade High-Pressure Laminate

High pressure plastic laminate tops are made from melamine impregnated surface papers pressed over phenolic-impregnated kraft paper layers. The back is sanded to facilitate bonding to a top of suitable substrate.

Standard color is black.

❖ Edge Grain Hardwood

Edge grain hardwoods glued and finished in penetrating oil or clear synthetic finish.

Standard color is natural maple.

❖ Sheldine (Fiber Cement)

Fiber cement tops are of high density, non-asbestos material hydraulically pressed into monolithic boards from portland cement and refractory fibers.

Standard color is neutral gray.

Laboratory Tops

TABLE TOPS

STYLE – A

21", 24", 30", 36", 42" & 48" Wide



WALL BENCH TOPS

STYLE – B

24" & 30" Wide



STYLE – C


30" Wide



CENTER BENCH TOPS

STYLE – D

54" & 60" Wide



Laboratory Tops**Edge Treatments & Thickness for Laboratory Tops****❖ Epoxy Resin (1" Thick)**

Beveled Edge – Standard

Contoura Edge – Available at an Additional Cost

Contoura Control Edge – Available at an Additional Cost

Marine Edge – Available at an Additional Cost

❖ Phenolic Resin (1" Thick)

Beveled Edge – Standard

❖ Regular Grade High-Pressure Laminate (1" Thick)

Slight Beveled Self-Edge – Standard

❖ Regular Grade High-Pressure Laminate (3/4" Thick)

Radiused 3mm PVC Edge Band – Standard

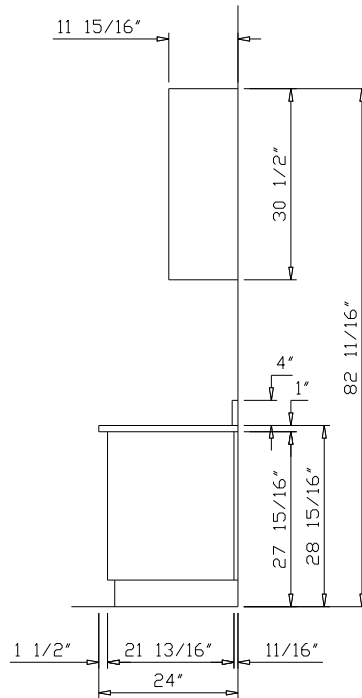
❖ Edge Grain Hardwood (1 3/4" Thick)

Radiused Edge – Standard

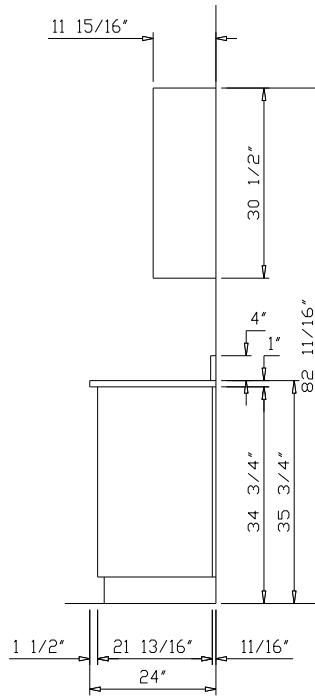
Wall Bench End Views

Actual Outside Dimensions

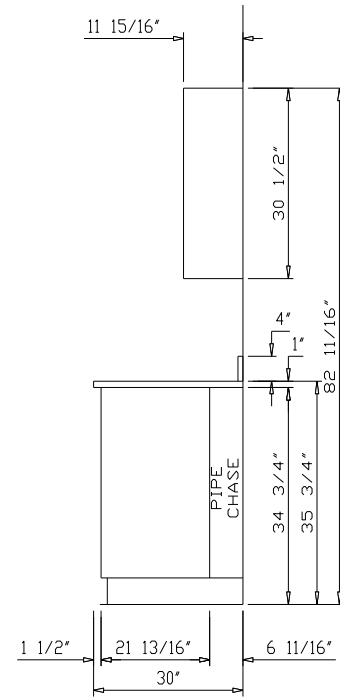
Add 3/4" for Drawer/Door Thickness to Depth.



**24" Deep • Wall Bench
Sitting Height**



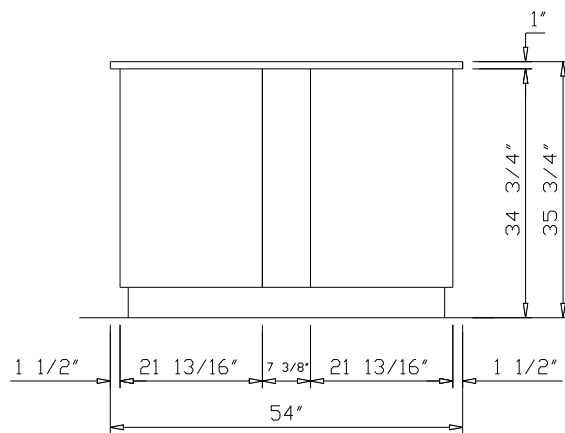
**24" Deep • Wall Bench
Standing Height**



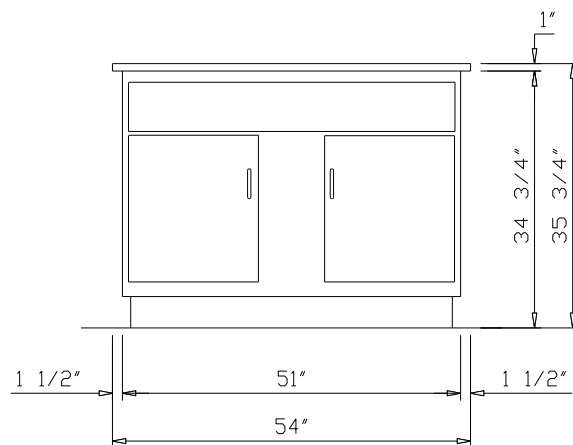
**30" Deep • Wall Bench
Standing Height**

Center Bench End Views

Actual Outside Dimensions



**54" Wide • Center Bench
Standing Height**



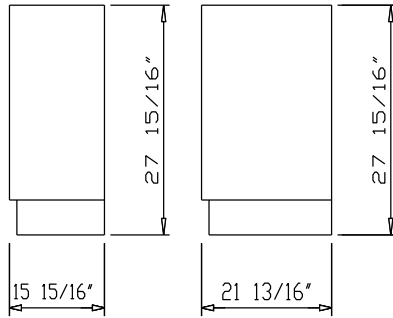
**54" Wide • Center Bench
Standing Height**

Base Cabinet End Views

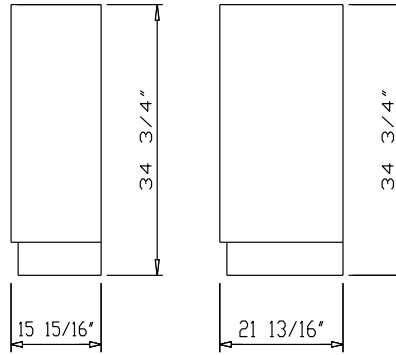
Actual Outside Dimensions

Add 3/4" for Drawer/Door Thickness to Depth.

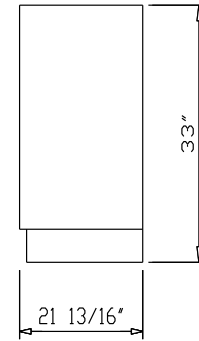
Add Lab Top Thickness for Overall Height



Sitting Height



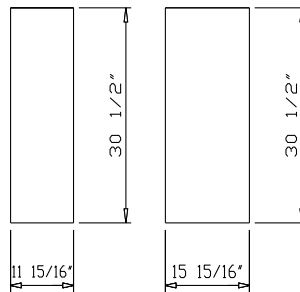
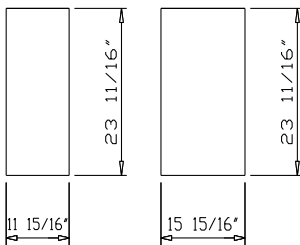
Standing Height



ADA


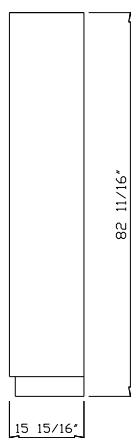
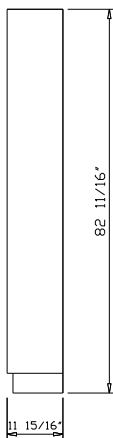
Wall Case End Views

Actual Outside Dimensions



Tall Case End Views

Actual Outside Dimensions



Actual Cabinet Widths

- 18" = 17 7/8"
- 24" = 23 7/8"
- 30" = 30"
- 35" = 35"
- 42" = 42"
- 47" = 47"



REGISTRATIONS & WARRANTIES:

“Axis 3”, “Porta-Plant”, “Total Experience”, and “Unimix” are registered trademarks of Sheldon Laboratory Systems.

Various products shown in this catalog are protected under one or more of the following patents and, or copyrights: 4,825,780; D368,132; 6,085,665; D429,101; 796567; 832523; 1951919; 2339345; VA979-797; VA979-810; A-653277; A-672618;

A-686690; A-686687; A686688; A-686689; K-72814; K-181300; A-712814; A-759628; A-12446; A-53409; A-53410; A-83015; A-83012; A-83013; A-83011; A-83014; A-83010; A-83009.

WARRANTY INFORMATION:

Sheldon Laboratory Systems guarantees equipment of our manufacture against defective materials and workmanship for a period of one year from date of acceptance. Sheldon Laboratory Systems shall have no obligation to repair or replace any product that has been subject to alteration, abuse, neglect or misuse or which has not been installed in strict conformity by the recommendations of Sheldon Laboratory Systems.

Under no circumstances shall Sheldon Laboratory Systems be liable for any incidental or consequential damages, except in the case of personal injury as required by applicable state law.

• Dimensions in this catalog are nominal. Illustrations and specifications are based on the latest product information available at the time of publication. Sheldon Laboratory Systems reserves the right to make changes at any time without notice.

Sheldon Laboratory Systems, Inc.
A Missco Company
Post Office Box 836
102 Kirk Street
Crystal Springs, Mississippi 39059

Telephone – 601.892.2731
FAX – 601.892.4364
sales@sheldonlabs.com

www.sheldonlabs.com



- A -

ADA Drop In Sinks	107
ADA Eye Wash Stations	58
ADA Fixtures	110, 114
ADA Fume Hoods	71
ADA Instructor's Desks	10 - 12
ADA Island Lab Tables	28
ADA Pier Table Cabinet Options	30
ADA Pier Tables	29
ADA Rinseaway Sink Stations	53
ADA Student Tables	37
ADA TE II Tables	23 - 24, 26
Aerator	113
Air Foil Fume Hoods	70
Angled Corner Cabinets	88
Animal Study Centers	45
Apparatus Panel Display Centers	41 - 42
Apparatus Panel Storage Cabinets	95
Apparatus Panelboards	42
Apron Rails	98
Apron/Smock Rails	59
Apron/Smock Storage Cabinet	59
Aspirator	113
Aviary/Wildlife Cages	45
Aviary/Wildlife Centers	45
Axis 3 Lab Stations	19 - 20
Axis 3 Mobile Storage Cubicles	20
Axis 3 Storage Cabinets	94

- B -

Base Cabinets	83 - 90
Bench-Type Fume Hoods	68
Bi-Level Project Centers	43
Biological Services Centers	46
Blind Corner Cabinets	88

- C -

Cabinet End Views	125 - 126
Carryall	120
Carryall Storage Cabinets	95
Carryall Storage Cabinets	95
Casework	76 - 100
Casework Backs	80
Casework Card Holders	79
Casework Drawer Slides	79
Casework Finish	80
Casework Locks	80
Casework Number Plates	79
Casework Options	78 - 80
Casework Safety Glass	79
Casework Shelves	79
Casework Toe Space Grills	79
Center Bench Tops	123
Center Chemistry Tables	31
Chalkboards	15
Chemical Storage Cabinets	60 - 61
Climatarium II	44
Cock Valves	115
Computer on Wheels	25
Corner Wall Sinks	105
Cupsinks	105

- D -

Darkroom Station	55
Demonstration Fume Hoods	67
Demonstration Mirror	121
Discovery Science/Math Program	43
Drain Fittings	109
Drop In Sinks	107
Dry Processing Photographic Stations	55
Drying Rack Bottle Shelf	117

Drying Rack Drip Trough	117
Drying Racks	117
Dual Check Vacuum Breaker	113

- E -

Earth Science Study Center	49
Electrical Fittings	118
End Wall Sinks	105
Eye Wash Stations	58

- F -

Faucet Accessories	113
First Aid Cabinet	59
Fixtures	110 - 115
Flat Front Fume Hoods	69
Floor Plans	4 - 6
Focal Point Demo Desks	10 - 11
Foot Control Valves	114
Fume Hood Requirements	72
Fume Hoods	64 - 72
Fumehood Chemical Storage Cabinets	61

- G -

Germination Center	51
Ground Key Cock Valves	115

- H -

Herbarium Case	51
High Density Shelving	97
Hose Cocks	115

- I -

Instructor's Demo Desks	10 - 13
Instructor's Desk Extensions	13
Instructor's Storage Cabinets	95
Integral Vacuum Breaker	113
Intermediate Knee Space Aprons	98
Island Lab Tables	27 - 28

- K -

Key Cabinet	121
Knee Control Valves	114
Knee Space Aprons	99

- L -

Laboratory Ball Valves	115
Layouts	4 - 6
Leg Assemblies	100
Legs	100
Locks	80 - 82
Lock Keying Systems	81 - 82

- M -

Machinist's Vise	121
Marine Study Centers	47 - 48
Marine Study Stations	48
Microscope Cabinets	94
Motivating Metric Learning Program	43
Movable Shelving	97

- N -

Needle Point Cocks	115
Notebook Cabinets	94

- O -

Outlets	109
Overflows	109

- P -

Padlock Hasp	80
Pedestal Tables	37
Physics Tables	32
Pier Table Cabinet Options	30
Pier Tables	29

Plant Preserving Cabinets	50
Plate Glass Lock	80
Porta - Plant Study Center	47
Portable Chalkboard	15
Potting Station	52
Pull-Out Shelf Cabinets	88

- R -

Reagent Dispensing Station	52
Reagent Racks	116
Refrigerator	50
Remote Control Fixture Assemblies	112
Removable Hose Connections	113
Rinseaway Sink Stations	53
Round Sinks	105

- S -

Safety Center	58
Safety Glasses Cabinet	59
Series 100 Casework	76
Series 200 Casework	76
Setup Rack Station	52
Sink Cabinets	89
Sink Outlets	109
Sink Stations	54
Sinks	105 - 108
Skeleton Cabinets	94
Sliding Chalkboard Assembly	15
Sliding Chalkboards	15
Soil Cart	50
Specialized Countertop TE II Fume Hoods	66
Specialized Fume Hood Work Centers	65
Student Tables	37
Swivel Gooseneck	113

- T -

Table Tops	123
Tall Cases	93 - 95
TE II Annex Assembly	25
TE II Half Table	24
TE II Lab Tables	21 - 24, 26
TE II Lab Tables (Small Top)	26
TE II Small Top Storage Cubicles	26
TE II Storage Cubicles	22 - 23, 26
Titration Station	52
Tool Storage Cabinets	95
Torso Cabinets	94
Tote Tray Cabinets	88
Tote Tray Storage Cabinets (Tall Case)	95
Tote Trays	120
Traps	109
Tray Drawer	120
Trifacial Service Island (Movable)	36
Trifacial Service Island with Fiberglass Top	35
Trifacial Service Island with Shelresin Top	35
Trifacial Service Islands	33 - 36
Trough Sinks (Drop In)	108
Trough Sinks (Undermount)	108
Tubing Cabinets	94
Tumbler Lock	80

- U -

Unicast Fixtures	110
Unimix Fixtures	110
Upright Rod Accessories	119
Upright Rod Assemblies	119
Utility Shelving	96 - 97
Utility Tables	37

- V -

Visual Aider Mirror	14
---------------------	----

- W -

Wall Bench Tops	123
Wall Cases	90 - 92
Wardrobe Cabinets	94
Water Faucets	111 - 112
Wood Aprons	98 - 99
Wood Cabinet Technical Information	125 - 126
Woodworker's Vise	121
Work Surfaces	122 - 124
Wrist Blade Handle	113

Product	Page #	Product	Page #	Product	Page #
14001	23	17726	28	20630	13
14020	23	17800	29	20635	13
14041	22	17801	29	20650	12
14120	24	17805	29	20655	12
14121	24	17806	29	20672	12
14122	24	17810	29	20674	12
14123	24	17811	29	20692	13
14124	24	17815	29	20696	12
14125	24	17816	29	20698	12
14126	24	17820	29	20790	13
14127	24	17821	29	20795	13
14211	26	17825	29	21031	121
14220	120	17826	29	22220	14
14233	26	17830	29	22310	15
14241	26	17831	29	22321	15
14311	26	17835	29	22326	15
14341	26	17836	29	22420	15
15000	43	17840	29	22750	41
16000	19	17841	29	22800	41
16100	19	17845	29	24221	42
16200	20	17846	29	24222	42
16210	20	17850	29	24229	42
16220	20	17851	29	24230	42
16230	20	17855	29	24235	42
16500	10	17856	29	24240	42
16501	10	17860	29	24244	42
16600	11	17861	29	24280	42
16601	11	17865	29	24281	42
17500	27	17866	29	24930	121
17501	27	17870	29	25100	60
17502	27	17871	29	25200	60
17510	31	17875	29	27820	53
17511	31	17876	29	27850	53
17512	31	17880	29	27855	53
17700	28	17881	29	27860	53
17701	28	17885	29	27865	53
17705	28	17886	29	27870	53
17706	28	19900	43	27875	53
17710	28	19901	43	27890	55
17711	28	19902	43	28745	52
17715	28	19920	37	28768	52
17716	28	19921	37	28800	52
17720	28	19922	37	28810	52
17721	28	20620	12	28820	52
17725	28	20625	12	29100	55

NUMERIC - INDEX 2



Product	Page #	Product	Page #	Product	Page #
31070	52	69900	25	81160	114
31100	51	70720	117	81270	115
31120	47	72460	97	81280	115
31170	59	72465	97	81290	115
31260	47	72470	97	82010	113
31270	48	72475	97	82560	109
31280	48	72480	97	85100	118
31370	50	72490	97	85101	118
31375	51	73826	59	85106	118
31400	44	74240	120	85201	118
31405	44	74272	120	85208	118
31420	46	75340	54	85301	118
31425	46	75410	54	85401	118
31430	45	75600	54	85501	118
31435	45	75605	54	85601	118
31440	45	75610	54	85701	118
31450	45	76230	35	85801	118
31455	45	76231	35	85860	118
31460	45	76235	36	86300	119
31480	49	79520	117	86305	119
31552	109	79530	117	86310	119
31595	109	79620	117	86315	119
33802	50	79630	117	86320	119
38512	109	80000	111	86325	119
38586	109	80020	110	86330	119
38595	109	80022	110	86335	119
38953	109	80030	110	86340	119
39164	109	80032	110	86345	119
39186	109	80100	111	86355	119
41750	32	80250	111	86360	119
48400	26	80300	111	86365	119
48480	26	80440	112	86370	119
49400	23	80460	112	86375	119
49410	23	80650	112	86380	119
49420	22	80660	112	86385	119
49440	22	80680	112	86390	119
49460	22	80690	112	86395	119
49470	22	80770	112	86420	121
49480	23	80780	112	86435	121
49490	23	80850	113	87140	45
66100	58	81000	113	87150	50
66109	59	81020	113	87880	116
68330	59	81100	114	87890	116
69000	120	81120	114	87900	116
69105	58	81140	114	87910	116

Product	Page #	Product	Page #	Product	Page #
90104	68	81080-A	115	99500ADA	71
90108	68	81080-G	115	99510ADA	71
90112	68	81080-V	115	A25	107
90204	70	81300-A	115	A26	107
90208	70	81300-G	115	A55	107
90212	70	81300-V	115	AO5	107
90273	69	81310-A	115	AO7	107
90281	69	81310-G	115	AR-18	98
90293	69	81310-V	115	AR-18EC	98
90500	67	81320-A	115	AR-24	98
90510	67	81320-G	115	AR-24EC	98
91273	69	81320-V	115	AR-30	98
91281	69	81330-A	115	AR-30EC	98
91293	69	81330-G	115	AR-36	98
92204	70	81330-V	115	AR-36EC	98
92208	70	81340-A	115	AR-42	98
92212	70	81340-G	115	AR-42EC	98
93104	68	81340-V	115	AR-48	98
93108	68	82010T	110	AR-48EC	98
93112	68	82600V	109	B182916-000	83
98810	66	82601R	109	B182916-100	83
99300	65	87880ER	116	B182916-101	83
99400	65	87890ER	116	B182916-300	83
99500	67	87900ER	116	B182916-301	83
99510	67	87910ER	116	B182916-500	83
141212	25	90104ADA	71	B182916-510	83
14001-5	24	90108ADA	71	B182922-000	84
80000VB	111	90112ADA	71	B182922-100	84
80020A	110	90204ADA	71	B182922-101	84
80020V	110	90208ADA	71	B182922-300	84
80020-WB-BV	110	90212ADA	71	B182922-301	84
80020-WB-VB-A	110	90273ADA	71	B182922-500	84
80020-WB-VB-V	110	90281ADA	71	B182922-505	84
80022-WB	110	90293ADA	71	B182922-510	84
80030A	110	90500ADA	71	B182922-515	84
80030V	110	90510ADA	71	B183616-000	85
80030-WB-BV	110	91273ADA	71	B183616-100	85
80030-WB-VB-A	110	91281ADA	71	B183616-101	85
80030-WB-VB-V	110	91293ADA	71	B183616-400	85
80032-WB	110	92204ADA	71	B183616-401	85
80100VB	111	92208ADA	71	B183616-540	85
80250VB	111	92212ADA	71	B183622-000	86
80300VB	111	93104ADA	71	B183622-100	86
80850T	110	93108ADA	71	B183622-101	86
81000T	110	93112ADA	71	B183622-400	86

Product	Page #	Product	Page #	Product	Page #
B183622-401	86	B243622-440	86	B352916-000	83
B183622-520	87	B243622-441	86	B352916-200	83
B183622-540	87	B243622-540	87	B352916-310	83
B184212-000	96	B244212-000	96	B352916-320	83
B184216-000	96	B244216-000	96	B352916-321	83
B184222-000	96	B244222-000	96	B352916-510	83
B242916-000	83	B302916-000	83	B352916-522	83
B242916-100	83	B302916-200	83	B352922-000	84
B242916-101	83	B302916-310	83	B352922-200	84
B242916-300	83	B302916-320	83	B352922-310	84
B242916-301	83	B302916-321	83	B352922-320	84
B242916-510	83	B302916-510	83	B352922-321	84
B242922-000	84	B302916-522	83	B352922-510	84
B242922-100	84	B302922-000	84	B352922-522	84
B242922-101	84	B302922-200	84	B353616-000	85
B242922-300	84	B302922-310	84	B353616-200	85
B242922-301	84	B302922-320	84	B353616-410	85
B242922-510	84	B302922-321	84	B353616-420	85
B242922-515	84	B302922-510	84	B353616-421	85
B243416-100	30	B302922-522	84	B353616-544	85
B243416-101	30	B303616-000	85	B353622-000	86
B243416-400	30	B303616-200	85	B353622-200	86
B243416-401	30	B303616-410	85	B353622-410	86
B243416-540	30	B303616-420	85	B353622-420	86
B243616-000	85	B303616-421	85	B353622-421	86
B243616-100	30	B303616-544	85	B353622-430	86
B243616-100	85	B303622-000	86	B353622-431	86
B243616-101	30	B303622-200	86	B353622-460	87
B243616-101	85	B303622-410	86	B353622-461	87
B243616-400	30	B303622-420	86	B353622-470	87
B243616-400	85	B303622-421	86	B353622-471	87
B243616-401	30	B303622-430	86	B353622-480	87
B243616-401	85	B303622-431	86	B353622-481	87
B243616-450	85	B303622-533	87	B353622-533	87
B243616-451	85	B303622-544	87	B353622-539	87
B243616-540	30	B303622-550	87	B353622-544	87
B243616-540	85	B303622-570	87	B353622-550	87
B243616-544	85	B303622-600	86	B353622-570	87
B243622-000	86	B304212-000	96	B353622-600	86
B243622-100	86	B304216-000	96	B354212-000	96
B243622-101	86	B304222-000	96	B354216-000	96
B243622-400	86	B333622-100	88	B354222-000	96
B243622-401	86	B333622-101	88	B422916-000	83
B243622-420	86	B333622-115	88	B422916-200	83
B243622-421	86	B333622-116	88	B422916-310	83

Product	Page #	Product	Page #	Product	Page #
B422916-320	83	B473616-421	85	D15	107
B422916-321	83	B473616-544	85	D15C	107
B422916-510	83	B473622-000	86	D19	107
B422916-522	83	B473622-100	88	D2	79
B422922-000	84	B473622-101	88	D20	107
B422922-200	84	B473622-200	86	D21	107
B422922-310	84	B473622-210	88	D22C	107
B422922-320	84	B473622-220	88	D25	107
B422922-321	84	B473622-230	88	D3	79
B422922-510	84	B473622-410	86	D30	107
B422922-522	84	B473622-420	86	D30C	107
B423616-000	85	B473622-421	86	D32	107
B423616-200	85	B473622-430	86	D33	107
B423616-410	85	B473622-431	86	D50	107
B423616-420	85	B473622-480	87	D50C	107
B423616-421	85	B473622-481	87	D51	107
B423616-544	85	B473622-490	87	D54	107
B423622-000	86	B473622-491	87	D55	107
B423622-200	86	B473622-533	87	D57	107
B423622-410	86	B473622-539	87	D58	107
B423622-420	86	B473622-544	87	D59	107
B423622-421	86	B473622-550	87	D61	107
B423622-430	86	B473622-570	87	D65C	107
B423622-431	86	B473622-600	86	DO1C	107
B423622-533	87	B473628-230	88	DO3C	107
B423622-544	87	BLG-29	100	DO5	107
B423622-550	87	BLG-30	100	DO5C	107
B423622-570	87	BLG-36	100	DO9	107
B423622-600	86	BLGA-2429	100	DRS10	105
B472916-000	83	BLGA-2430	100	DRS12	105
B472916-200	83	BLGA-2436	100	DT36	108
B472916-310	83	BLGA-3029	100	DT48	108
B472916-320	83	BLGA-3030	100	E46	105
B472916-321	83	BLGA-3036	100	E47	105
B472922-000	84	BLGA-3629	100	F243622-100	61
B472922-200	84	BLGA-3630	100	F243622-110	61
B472922-310	84	BLGA-3636	100	F243622-120	61
B472922-320	84	BM242716-100	30	F243622-121	61
B472922-321	84	BM242716-101	30	F293622-200	61
B472922-510	84	BM242716-400	30	F293622-240	61
B472922-522	84	BM242716-401	30	F353622-200	61
B473616-000	85	BM242716-500	30	F353622-240	61
B473616-200	85	C	79	F473622-200	61
B473616-410	85	D10	107	F473622-240	61
B473616-420	85	D10C	107	F583622-200	61

Product	Page #	Product	Page #	Product	Page #
F583622-240	61	LKS-2230	99	RKS-2830	99
G	79	LKS-2236	99	RKS-2836	99
G-1662	58	LKS-2248	99	RKS-2848	99
G-1814	58	LKS-2260	99	RKS-2860	99
G-1822	58	LKS-2272	99	RKS-2872	99
G-1825	58	LKS-2824	99	RKS-2D2248	99
G-1909	58	LKS-2830	99	RKS-2D2254	99
G-5020	58	LKS-2836	99	RKS-2D2260	99
H1	78	LKS-2848	99	RKS-2D2272	99
H2	78	LKS-2860	99	RKS-2D2848	99
IKS-1D2224	98	LKS-2872	99	RKS-2D2854	99
IKS-1D2230	98	LKS-2D2248	99	RKS-2D2860	99
IKS-1D2236	98	LKS-2D2254	99	RKS-2D2872	99
IKS-1D2248	98	LKS-2D2260	99	S	113
IKS-2224	98	LKS-2D2272	99	S182916-100	89
IKS-2230	98	LKS-2D2848	99	S182916-101	89
IKS-2236	98	LKS-2D2854	99	S182922-100	89
IKS-2248	98	LKS-2D2860	99	S182922-101	89
IKS-2260	98	LKS-2D2872	99	S183616-100	89
IKS-2D2248	98	MET-511-20	117	S183616-101	89
IKS-2D2260	98	MET-511-32	117	S183622-100	89
IKS-2D2272	98	N	79	S183622-101	89
L1	80	P542130	37	S2	79
L2	80	P542430	37	S242916-100	89
L3	80	P543630	37	S242916-101	89
L4	80	P602430	37	S242922-100	89
LG-29	100	P603630	37	S242922-101	89
LG-30	100	P603636	37	S243616-100	89
LG-36	100	P604230	37	S243616-101	89
LGA-2429	100	P723630	37	S243622-100	89
LGA-2430	100	P724230	37	S243622-101	89
LGA-2436	100	PT05	109	S3	79
LGA-3029	100	RKS-1D2230	99	S302916-200	89
LGA-3030	100	RKS-1D2236	99	S302922-200	89
LGA-3036	100	RKS-1D2248	99	S303616-200	89
LGA-3629	100	RKS-1D2830	99	S303622-200	89
LGA-3630	100	RKS-1D2836	99	S333622-100	89
LGA-3636	100	RKS-1D2848	99	S333622-101	89
LKS-1D2230	99	RKS-2224	99	S352916-200	89
LKS-1D2236	99	RKS-2230	99	S352922-200	89
LKS-1D2248	99	RKS-2236	99	S353616-200	89
LKS-1D2830	99	RKS-2248	99	S353622-200	89
LKS-1D2836	99	RKS-2260	99	S4	79
LKS-1D2848	99	RKS-2272	99	S422916-200	89
LKS-2224	99	RKS-2824	99	S422922-200	89

Product	Page #	Product	Page #	Product	Page #
S423616-200	89	T248222-000	93	T478222-710	95
S423622-200	89	T248222-100	93	T478222-711	95
S472916-200	89	T248222-101	93	T478222-712	95
S472922-200	89	T248222-150	93	T478222-720	95
S473616-200	89	T248222-151	93	T478222-721	95
S473622-200	89	T308212-000	96	T478222-730	95
SC4236	61	T308216-000	93	T478222-740	95
SC7131	60	T308216-200	93	T488222-100	95
SC8051	60	T308216-250	93	TS04	105
SC9041	60	T308222-000	93	TS07	105
T	79	T308222-200	93	TS09	105
T1-1	108	T308222-250	93	TS12	105
T1-2	108	T358212-000	96	TS15	105
T1-3	108	T358216-000	93	TS18	105
T188212-000	96	T358216-200	93	U482130	37
T188216-000	93	T358216-250	93	U482136	37
T188216-100	93	T358216-270	94	U482430	37
T188216-101	93	T358222-000	93	U482436	37
T188216-150	93	T358222-200	93	U483030	37
T188216-151	93	T358222-250	93	U483036	37
T188222-000	93	T358222-700	95	U483630	37
T188222-100	93	T358222-712	95	U483636	37
T188222-101	93	T358222-720	95	U542130	37
T188222-150	93	T358222-721	95	U542136	37
T188222-151	93	T428216-000	93	U542430	37
T2-1	108	T428216-200	93	U542436	37
T2-2	108	T428216-250	93	U543030	37
T248212-000	96	T428222-000	93	U543036	37
T248216-000	93	T428222-200	93	U543630	37
T248216-100	93	T428222-250	93	U543636	37
T248216-101	93	T448222-750	95	U602130	37
T248216-120	94	T478216-000	93	U602136	37
T248216-121	94	T478216-200	93	U602430	37
T248216-130	94	T478216-250	93	U602436	37
T248216-131	94	T478216-270	94	U603030	37
T248216-140	94	T478216-799	94	U603036	37
T248216-141	94	T478222-000	93	U603630	37
T248216-150	93	T478222-100	95	U603636	37
T248216-151	93	T478222-101	95	U604230	37
T248216-160	94	T478222-200	93	U604236	37
T248216-161	94	T478222-210	95	U722130	37
T248216-170	94	T478222-220	95	U722136	37
T248216-171	94	T478222-236	95	U722430	37
T248216-180	94	T478222-250	93	U722436	37
T248216-181	94	T478222-700	95	U723030	37

Product	Page #	Product	Page #	Product	Page #
U723036	37	W183016-101	91	W353012-000	90
U723630	37	W183016-150	91	W353012-200	90
U723636	37	W183016-151	91	W353012-250	90
U724230	37	W233012-100	90	W353012-650	90
U724236	37	W233012-101	90	W353012-675	90
U724830	37	W233012-150	90	W353016-000	91
U724836	37	W233012-151	90	W353016-200	91
U842130	37	W242412-000	90	W353016-250	91
U842136	37	W242412-100	90	W353016-650	91
U842430	37	W242412-101	90	W353016-675	91
U842436	37	W242416-000	91	W354812-000	92
U843030	37	W242416-100	91	W354812-200	92
U843036	37	W242416-101	91	W354812-250	92
U843630	37	W243012-000	90	W354812-650	92
U843636	37	W243012-100	90	W354816-000	92
U844230	37	W243012-101	90	W354816-200	92
U844236	37	W243012-150	90	W354816-250	92
U844830	37	W243012-151	90	W354816-650	92
U844836	37	W243016-000	91	W422412-000	90
U962130	37	W243016-100	91	W422412-200	90
U962136	37	W243016-101	91	W422416-000	91
U962430	37	W243016-150	91	W422416-200	91
U962436	37	W243016-151	91	W423012-000	90
U963030	37	W283016-100	91	W423012-200	90
U963036	37	W283016-101	91	W423012-250	90
U963630	37	W283016-150	91	W423012-650	90
U963636	37	W283016-151	91	W423012-675	90
U964230	37	W302412-000	90	W423016-000	91
U964236	37	W302412-200	90	W423016-200	91
U964830	37	W302416-000	91	W423016-250	91
U964836	37	W302416-200	91	W423016-650	91
VB	113	W303012-000	90	W423016-675	91
W182412-000	90	W303012-200	90	W472412-000	90
W182412-100	90	W303012-250	90	W472412-200	90
W182412-101	90	W303012-650	90	W472416-000	91
W182416-000	91	W303012-675	90	W472416-200	91
W182416-100	91	W303016-000	91	W473012-000	90
W182416-101	91	W303016-200	91	W473012-200	90
W183012-000	90	W303016-250	91	W473012-250	90
W183012-100	90	W303016-650	91	W473012-650	90
W183012-101	90	W303016-675	91	W473012-675	90
W183012-150	90	W352412-000	90	W473016-000	91
W183012-151	90	W352412-200	90	W473016-200	91
W183016-000	91	W352416-000	91	W473016-250	91
W183016-100	91	W352416-200	91	W473016-650	91

Product	Page #
W473016-675	91
W474812-000	92
W474812-200	92
W474812-250	92
W474812-650	92
W474816-000	92
W474816-200	92
W474816-250	92
W474816-650	92
WB	113
WO8C	105

NOTES

NOTES